

EL DORADO HILLS
FIRE DEPARTMENT



Members of the Board of Directors
El Dorado Hills County Water District
1050 Wilson Boulevard
El Dorado Hills, CA 95762

Dear Members of the Board:

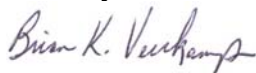
It is my pleasure to present the 2007 Annual Report for the El Dorado Hills County Water District also known as the El Dorado Hill Fire Department. As Fire Chief, I wish to thank you for governing and guiding us. Our line, staff, and administration have done another outstanding job in developing this document and working through the many transitions we have encountered this year. Listed below are a few highlights of the year's activities:

- Approximately one-half of the combined paid line, staff, and administration are new to their positions and on probation.
- Station 87 was constructed and completed this year for a January 2008 opening.
- A new Type 1 Fire Engine was obtained for Station 87.
- Growth within the district was slightly lower than last year. Most of the growth was in response area 87 thus validating Station 87's location.
- With participating members of our Volunteer Program, we have redeveloped the program and redefined our response expectations. We will continue to focus on enhancing our program.
- Progress has been made to move the training facility forward. Most of this year's activity will be in obtaining permits and possibly grading of the site.

Despite having undergone major changes to our organization, we have been successful in improving efficiencies in Department operations and continuing to deliver outstanding service to our citizens. We continue to be actively involved in our community through the El Dorado Hills Firefighters' Association and the Associated Firefighters. The community voted the annual Wine, Cheese and Brew Festival, the Santa Run and the Toys for Tots Program as the top three "Best of the Best" charitable events. These events would not have been possible without the countless hours of volunteer efforts by these members.

This Annual Report contains a great deal of detailed information and I would like to again thank those that contributed to it. I look forward to 2008 and the many future successes in the areas of life safety, public service and employee development.

Sincerely,



Brian K. Veerkamp, Fire Chief

Table of Contents**District Information**

<i>Synopsis.....</i>	<i>1</i>
<i>Fire Department Personnel</i>	<i>2</i>
<i>Board of Directors</i>	<i>3</i>
<i>Volunteer Personnel.....</i>	<i>4</i>
<i>District Assessed Value / Property Tax Revenue.....</i>	<i>5</i>
<i>Annual Revenue / Annual Budgets.....</i>	<i>6</i>
<i>Budget Analysis.....</i>	<i>7</i>
<i>Residential Growth / Population Growth</i>	<i>8</i>
<i>Total Homes by Response Area</i>	<i>9</i>
<i>Homes Constructed by Response Area</i>	<i>10</i>
<i>Homes Constructed per Year / per Month.....</i>	<i>11</i>
<i>Development Fees per Month / Annual Development Fees.....</i>	<i>12</i>
<i>Commercial / Residential Development.....</i>	<i>13</i>

Calls for Service

<i>Synopsis.....</i>	<i>14</i>
<i>Alarm Statistics</i>	<i>15</i>
<i>Alarms Graphs.....</i>	<i>16</i>
<i>Alarms per Year / per Month</i>	<i>17</i>
<i>Alarms per Day / per Time of Day.....</i>	<i>18</i>
<i>Incidents by Response Zone</i>	<i>19</i>
<i>Times Alarms Occur/Average Volunteer Responses per Alarm</i>	<i>20</i>
<i>Volunteer Alarm Responses</i>	<i>21</i>

Fire Training

<i>Synopsis</i>	22
<i>Paid Training Summary</i>	23
<i>Special Training Summary</i>	24
<i>Perfect Drill Attendance</i>	25
<i>Volunteer Personnel Information</i>	26
<i>Years of Experience</i>	27
<i>Most Responses Award</i>	28
<i>Exercise Equipment Usage / Exercise Time Logged</i>	29

Fire Safety & Fire Protection

<i>Synopsis</i>	30
<i>Staff Hours per Year</i>	31
<i>Fire Prevention Activities</i>	32
<i>Public Education Programs</i>	33
<i>Hazard Reduction Program</i>	34
<i>Annual Fire Loss</i>	35
<i>Annual Residential Fire Sprinklers</i>	35
<i>Firesetter Interview Report</i>	36

Apparatus

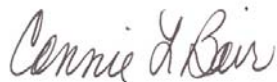
<i>Synopsis</i>	37
<i>Apparatus Description</i>	38, 39
<i>Utility Staff Vehicles</i>	40
<i>Annual Fuel Usage</i>	41
<i>Apparatus Mileage to Date</i>	42
<i>Annual Mileage</i>	43

DISTRICT INFORMATION

Staffing, development, revenue and District assessed value continued to increase in 2007. Growth highlights are as follows:

- We had four paid personnel retire in 2007.
- This year a Budget Advisory Committee reviewed all budget items prior to the Board receiving them.
- Assessed Value for the District is up 10.5% for 2007 with an average increase of 17.5% per year over the past five years.
- Property Tax Revenue is projected to increase 10.5% for the 2007/2008 fiscal year and is up an average of 17% per year over the past five years.
- The Commercial Development continues to increase in El Dorado Hills. This year there was an increase of 291,969 square feet.
- There is a 3% increase in homes built which is consistent with the year before. This has negatively impacted projected Development Fees.
- Development Fee Revenue collected in 2007 was \$1,264,022. Residential home starts have declined over the past couple of years. We have collected almost ten million dollars in development fees over the past five years.

As you can see, the El Dorado Hills Fire District is still growing but at a much more modest rate than in years past. The Department remains proactive in meeting the ongoing challenges it faces to manage the growth and development needs in our community.



Connie L. Bair
Chief Financial Officer

ADMINISTRATIVE PERSONNEL

Chief, Brian Veerkamp (1993)
 Deputy Chief, Dennis Planje (1988)
 Chief Financial Officer, Connie Bair (1983)
 Division Chief, David Kennedy (1996)
 Division Chief, James O'Camb (1996)
 Battalion Chief, Dwight Piper (1995)
 Battalion Chief, Brad Ballenger (1988)
 Battalion Chief, Dave Roberts* (1993)
 System Admin, Angelica Silveira (2002)
 Admin. Assistant, Sandy Sanders (2005)
 Admin. Assistant, Stephanie Martincek (2007)

CAPTAIN

Steve Maranville (1985)
 Antonio Moreno (1986)
 Dale Jankowski (1989)
 Michael Wilson* (1995)
 David Merino* (1996)
 John Niehues (1990)
 Russ Hasemeier* (1991)
 Brian Bresnahan* (1997)
 Steve Enos (1990)
 Chris Storz (1993)
 Tom Anselmo* (1998)
 Jon Zellhoefer* (2001)
 Kasey Owens* (2001)

ENGINEER

Stewart DiMuccio (1980)
 Rob Karnow* (2000)
 John Johnston* (1999)
 Hank Ferlini* (1999)
 Matt Beckett* (2001)
 David Brady* (2001)
 Benjamin Cowles* (2001)
 Mike Gygax* (2001)
 Phil Wesson* (2001)
 Mathew Eckhardt* (2003)
 Dan Nelson* (2004)

FIREFIGHTER

Lantz Burvant* (2000)
 Mark Ali* (2001)
 James Davidson* (2001)
 Robyn Toy* (2001)
 Michael LeBlanc* (2001)
 Carmen Stiern* (2001)
 Dale Hemstalk* (2002)
 Stacy Minnich* (2002)
 Josh Bailey* (2003)
 Michael Lovinger* (2003)
 Bryan Ferry* (2003)
 Matt Belleci* (2004)
 Josh Couch* (2004)
 Brenton Warren* (2004)
 Jeff Cummins* (2007)
 Ryan Hathaway* (2007)
 Chris Landry* (2007)
 Brian Lowe* (2007)
 Michael MacKenzie* (2007)
 LisaMarie Perillo* (2007)
 John Schureman* (2007)
 James Sommercamp* (2007)
 Braden Stirling* (2007)
 Dave Ward* (2007)
 Sean Ward* (2007)
 Thomas Zarback* (2007)

RETIRED

Chief, Larry Fry (1985-2007)
 Division Chief, Fred Russell (1984-2007)
 Admin Assistant, Carol Caughey (2001-2007)
 Engineer, Mike Logan (1980-2007)

***Paramedic**

BOARD OF DIRECTORS

		<u>Elected/Appointed</u>
President	John Hidahl	2000 (1981-1998)
Vice-President	John Knight	2006
Director	Ramona Gilmore	1998
Director	Jim Hartley	2000
Director	Mark Thomsen	2006

Board Secretary

Connie Bair
(1983)

Board Counsel

Mike Cook
(1988)

Committees

Administrative Committee		John Hidahl Jim Hartley
Fire Committee		John Knight Ramona Gilmore
Joint Powers Authority	(Alternate)	Jim Hartley Mark Thomsen

VOLUNTEER PERSONNEL**LIEUTENANT**

Mike Roppolo (1994)
Todd Thalhamer (1998)
Mark Ackerman (2002)

FIREFIGHTER

Jason Currie (2000)
Scott Vail (2001)
Jordan Motta (2002)
John Schureman* (2002)
Darrin Webb (2002)
Pierce Ackerman* (2003)
Jefferey Cummins* (2003)

FIREFIGHTER (Con't)

Scott Kenney (2006)
Stephan Martin (2006)
Matt McCarthy (2006)
Rich Rodriquez (2006)
Erik Sand (2007)
Adam Schwartz (2007)
Michael Binion (2007)

ENGINEER

Chris Rogers (1993)
Dennis Torres (1999)
Bobby Boeker (2004)
Robert Hughes (2007)

Adam Phillips (2004)
Josh Vickers (2004)
Dave Ward* (2004)
Thomas Zarback* (2004)
Nick Anderson (2005)
Gregory Baughman (2005)
Dustin Hart (2005)
Chris Landry* (2005)
Travis Maguire (2005)
Darin McFarlin (2005)
Dustin Potts (2005)
James Sommercamp* (2005)
Brian Wilkey (2005)
Dustin Benke (2006)
Joseph Botkin (2006)

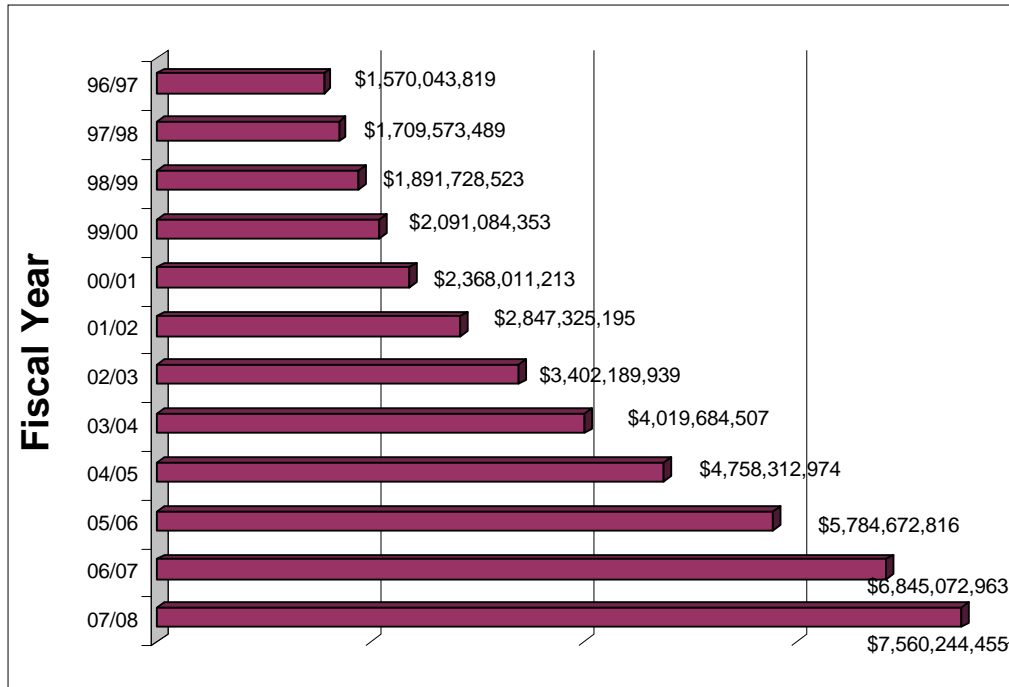
PHOTOGRAPHER

Thomas Warren (1994)

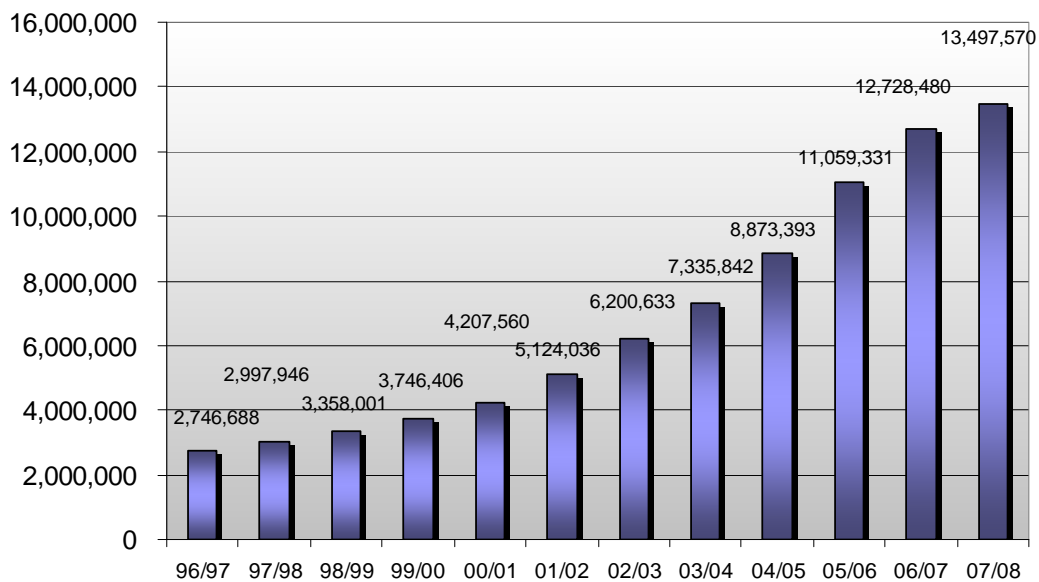
*Paramedic

Brian Daly (2006)
Brandon Eynck (2006)

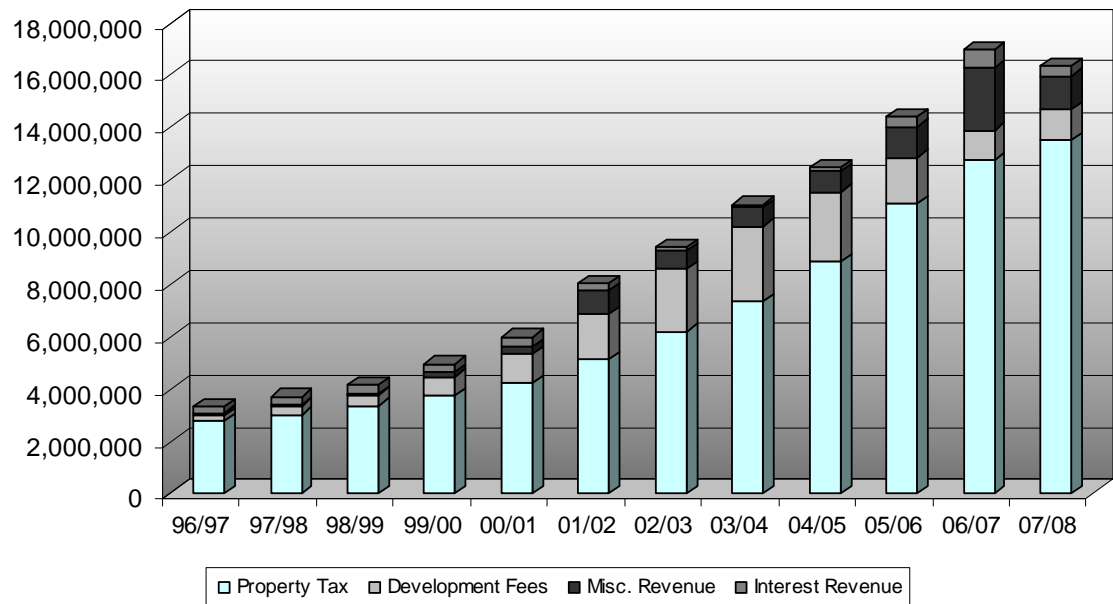
District Assessed Value



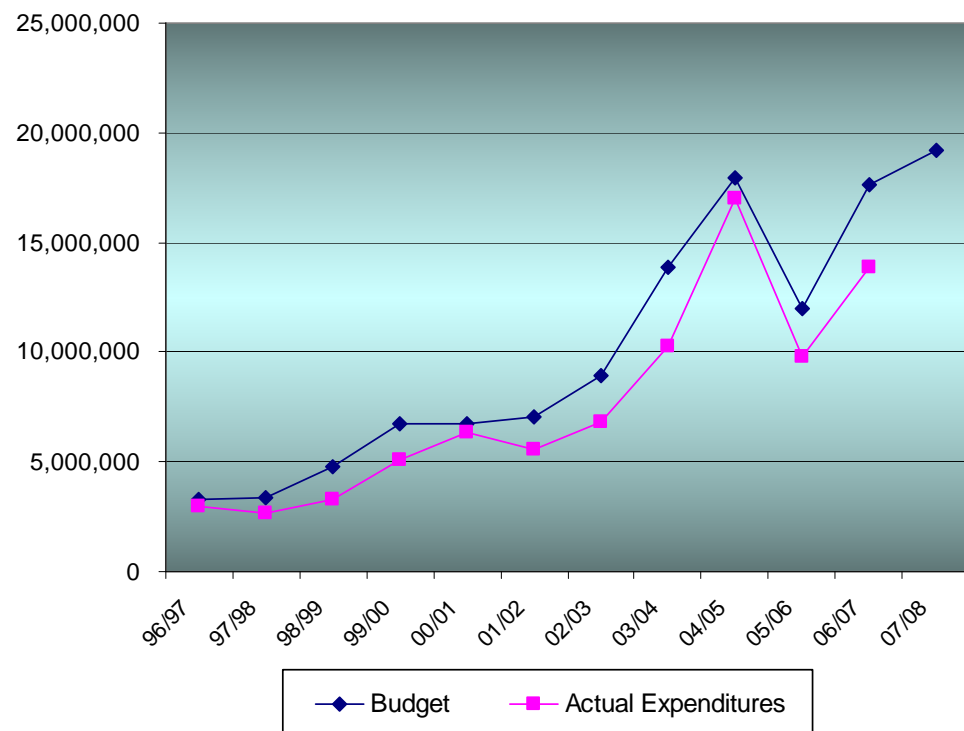
Property Tax Revenue



Annual Revenue



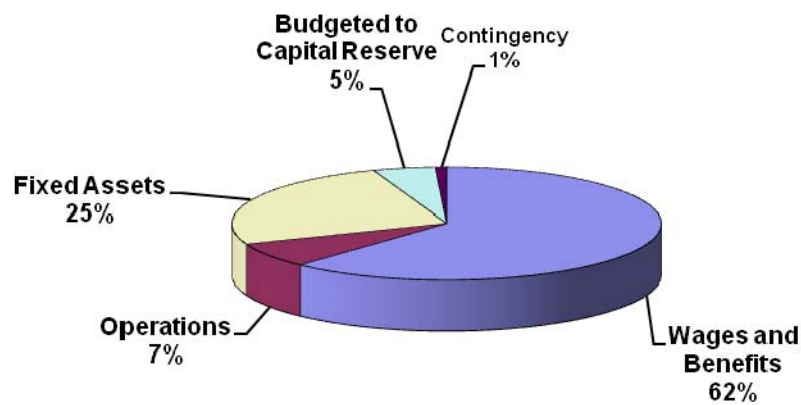
Annual Budgets



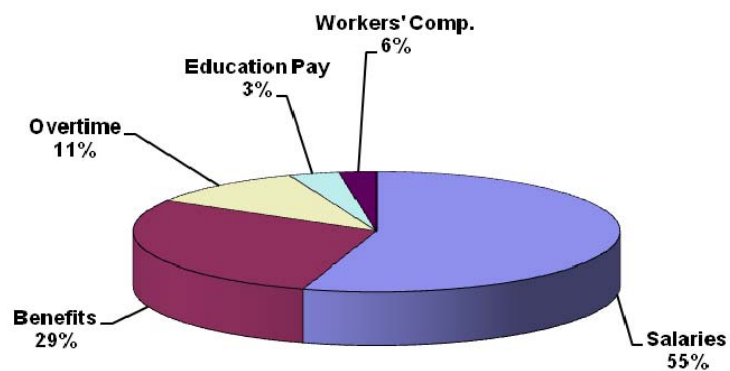
2007/2008 Budget Analysis

Total Budget - \$19,177,485

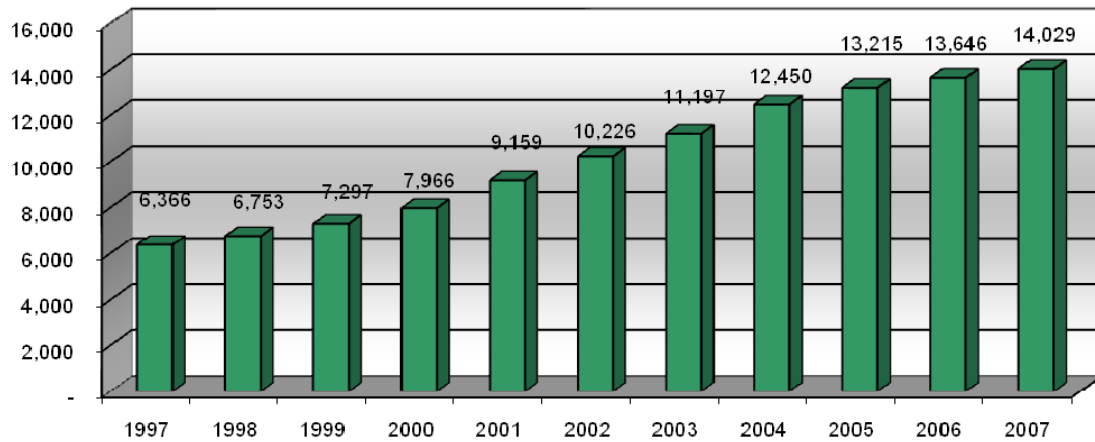
Total Budget



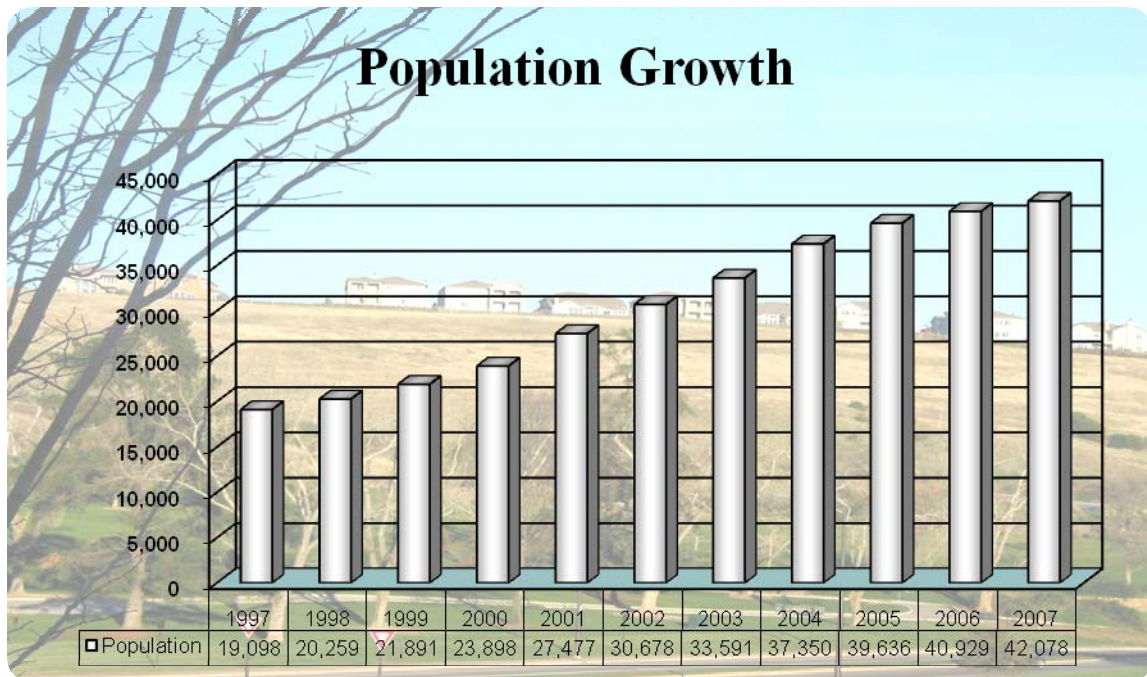
Wages and Benefits



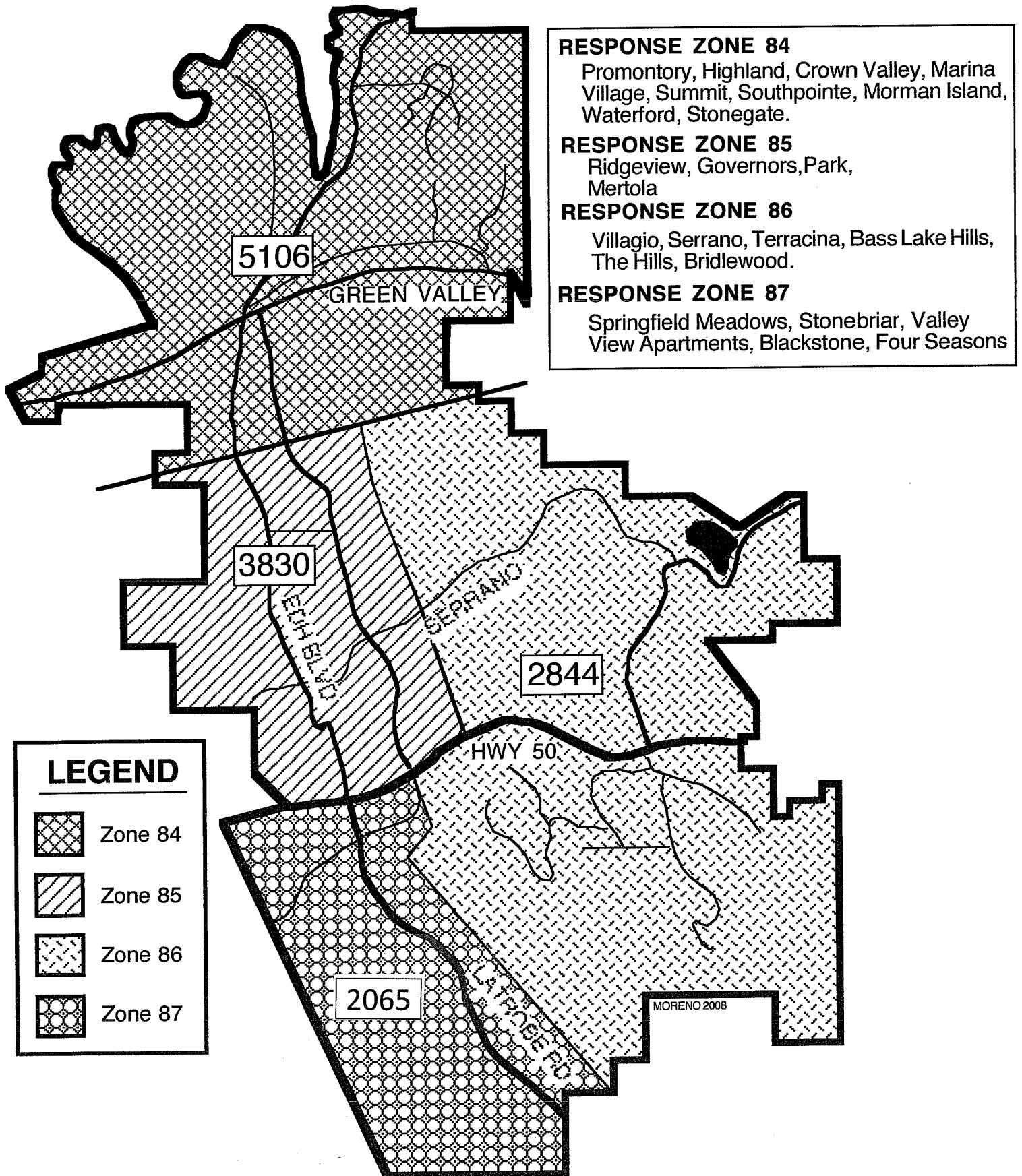
Residential Growth (Housing Units)



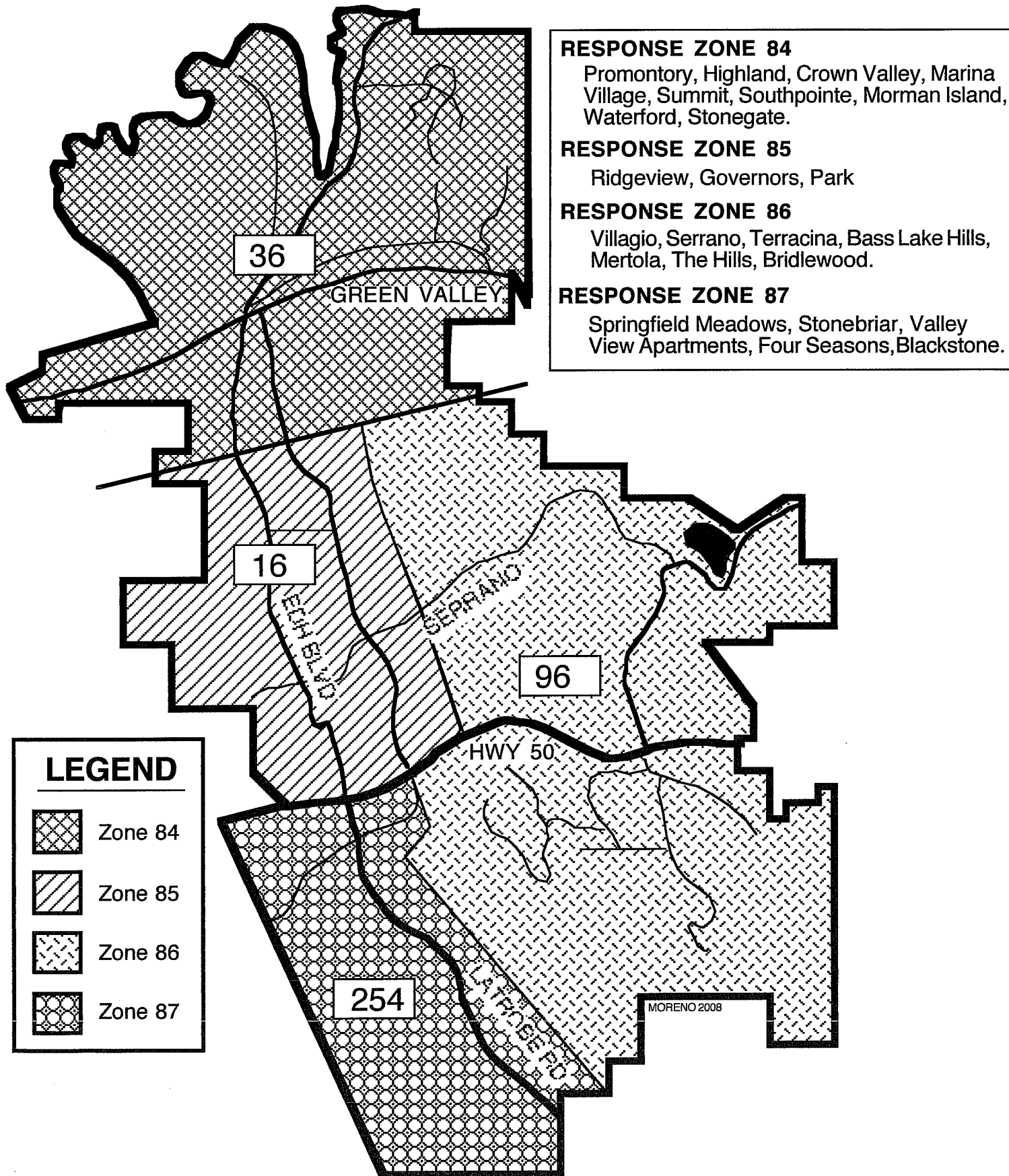
Population Growth



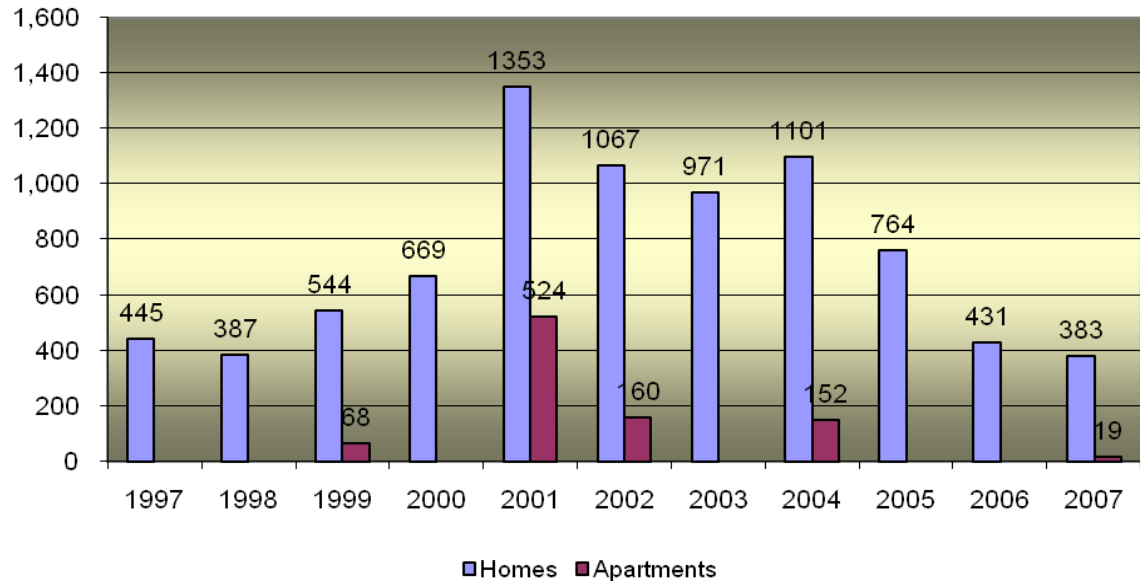
2007 Total Homes by Response Area



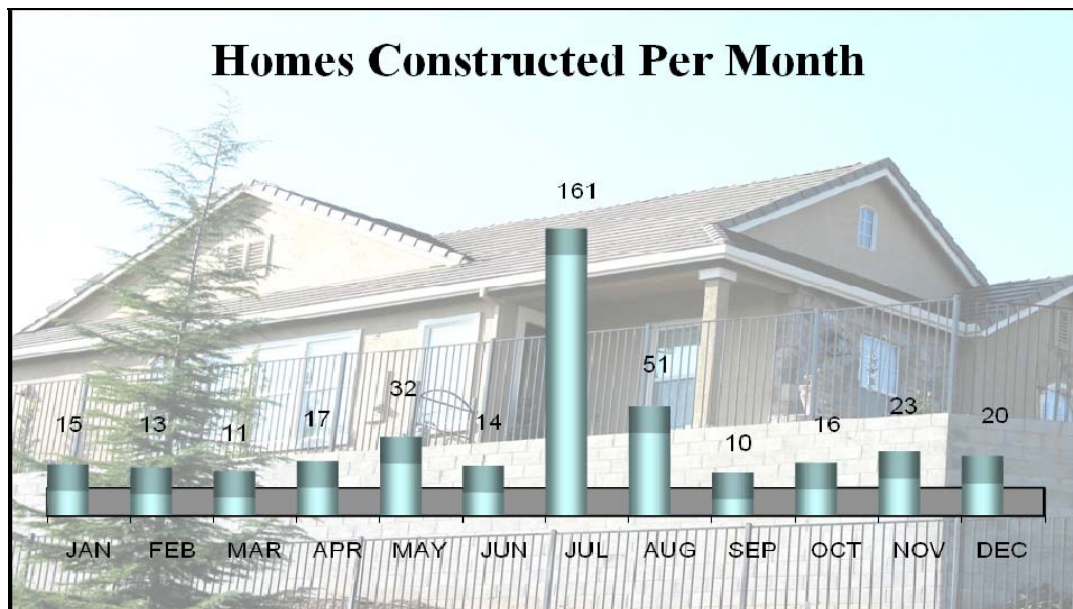
2007 Homes Constructed by Response Area



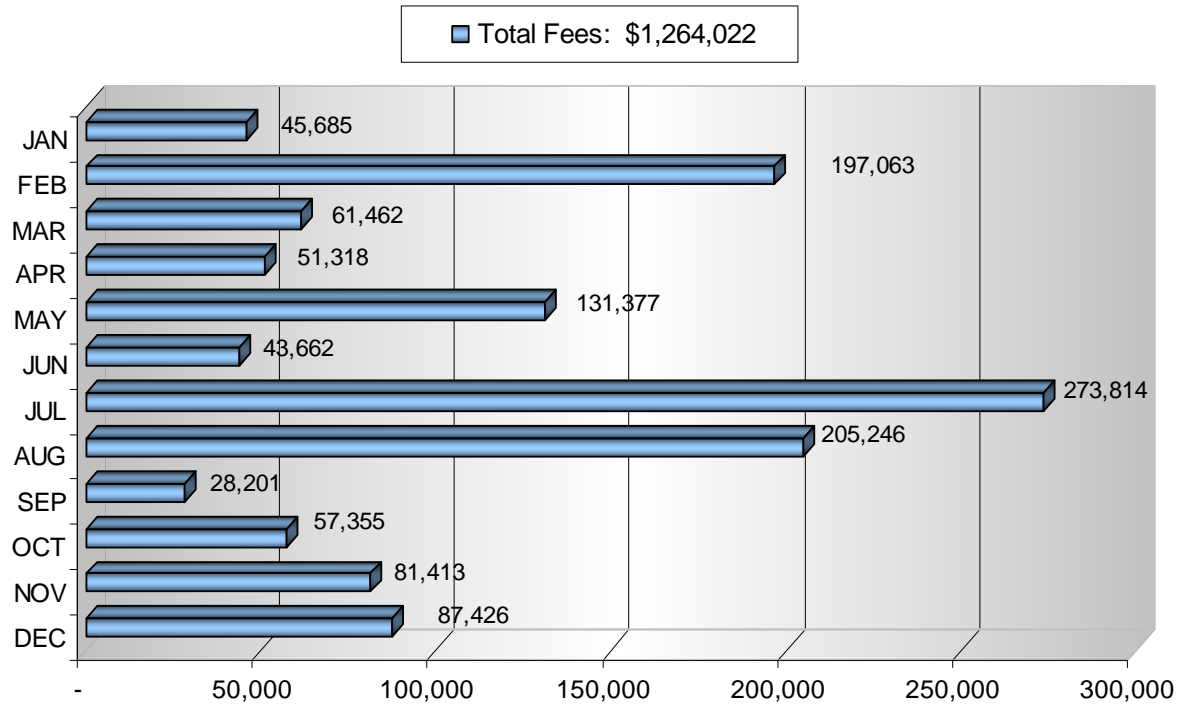
Homes Constructed Per Year



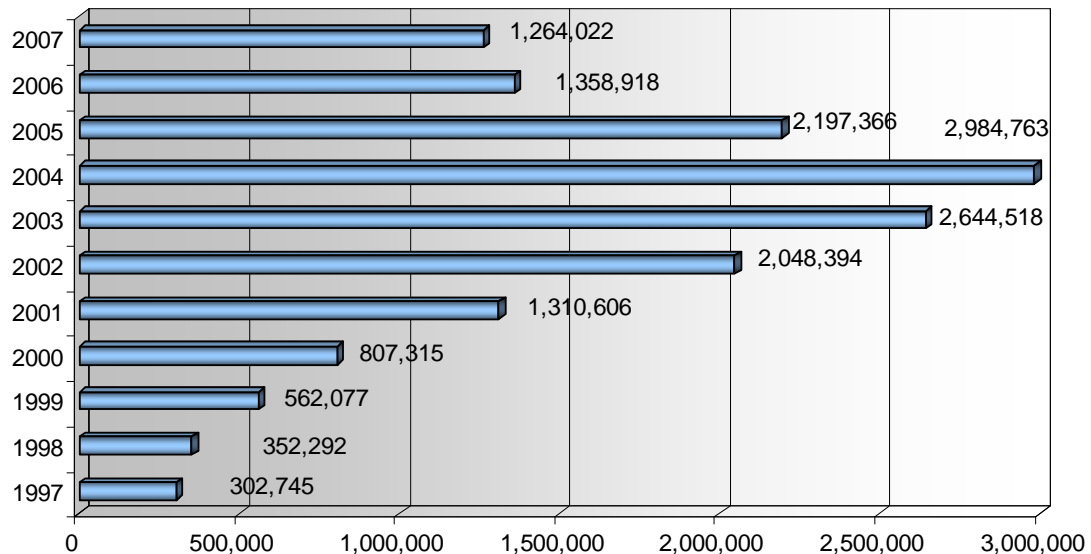
Homes Constructed Per Month



Development Fees Per Month

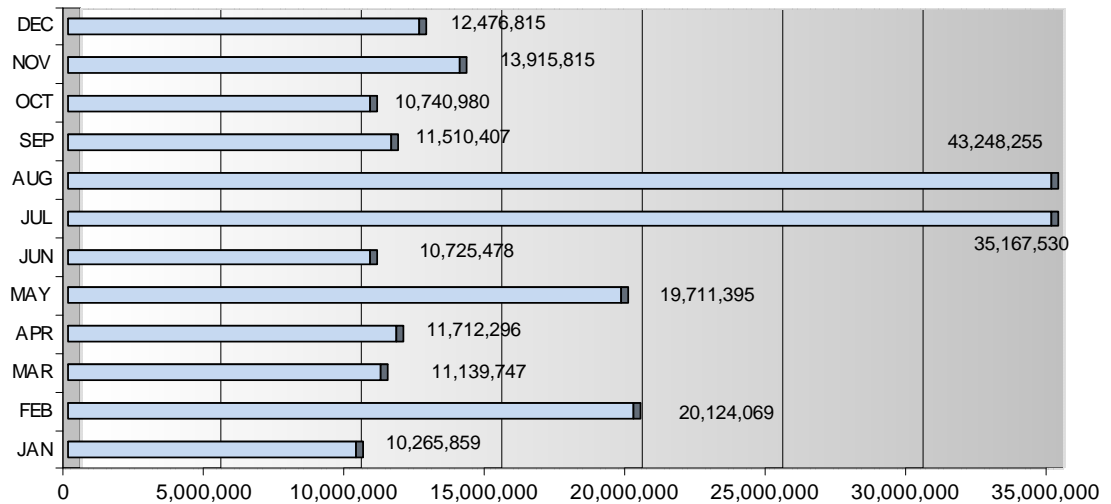


Annual Development Fees



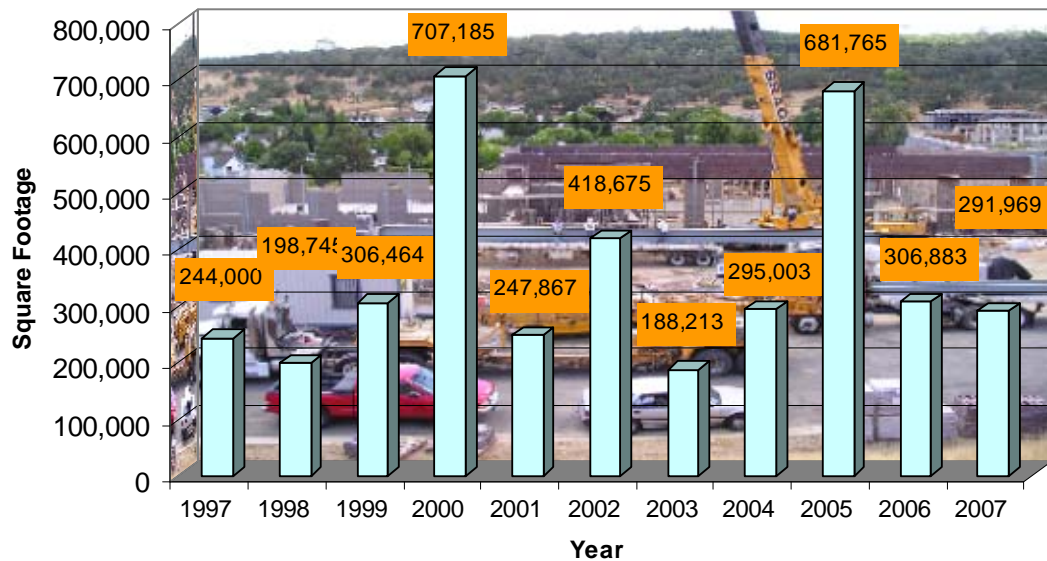
2007 Construction

■ Total Construction: \$210,738,646



Residential/Commercial

Commercial Development



CALLS FOR SERVICE

The year 2007 saw an overall increase of 4.2% in calls for service to our community of El Dorado Hills and the surrounding Automatic Aid areas. Following are the highlights of the service calls that our personnel responded to throughout the busy year:

- General Medical Aids – increased by approximately 9.5%. This represents a substantial increase in this area.
- Auto Accidents – increased by 3.7% and maintains a fairly steady pattern of around 215+ calls over the last three years.
- Wildland/Grass/Brush Fires – increased by 23%. We experienced a record 27 requests for resources to OES/CAL FIRE/USFS, with resources away from the district for extended periods of time.
- Fires in Buildings/Structures – decreased by 14.3%. Even with a reduction of overall involved structures, the fire loss was approximately 2.1 million for the community. Of the involved fires, approximately 84.7% were considered “saves” valued at \$13,986,000.
- Medic units responses out-of-district increase at 2%, even with adjustments to medic movements/coverage areas.

The summer of 2007 was extremely busy with all of the state needs for resources. As stated, we supplied extensive resources to the State and USFS for fire/emergency response. Even with these requests, El Dorado Hills maintained full staffing of all houses and response districts and was able to fulfill local move and cover requests. All of our personnel, paid and volunteer, performed well in keeping our community safe. We participated in every major campaign fire in southern California this last year, gaining valuable experience and knowledge to apply to our own threats locally if and when needed.

Station 87 went on line to service the area of El Dorado Hills south of Hwy 50. The ability to bring the company on line mid-year allowed us to properly train and prepare new officers, engineers and firefighters for this station. As the growth and level of response continues to increase south of the highway, Station 87 will have a great impact in service to our community.

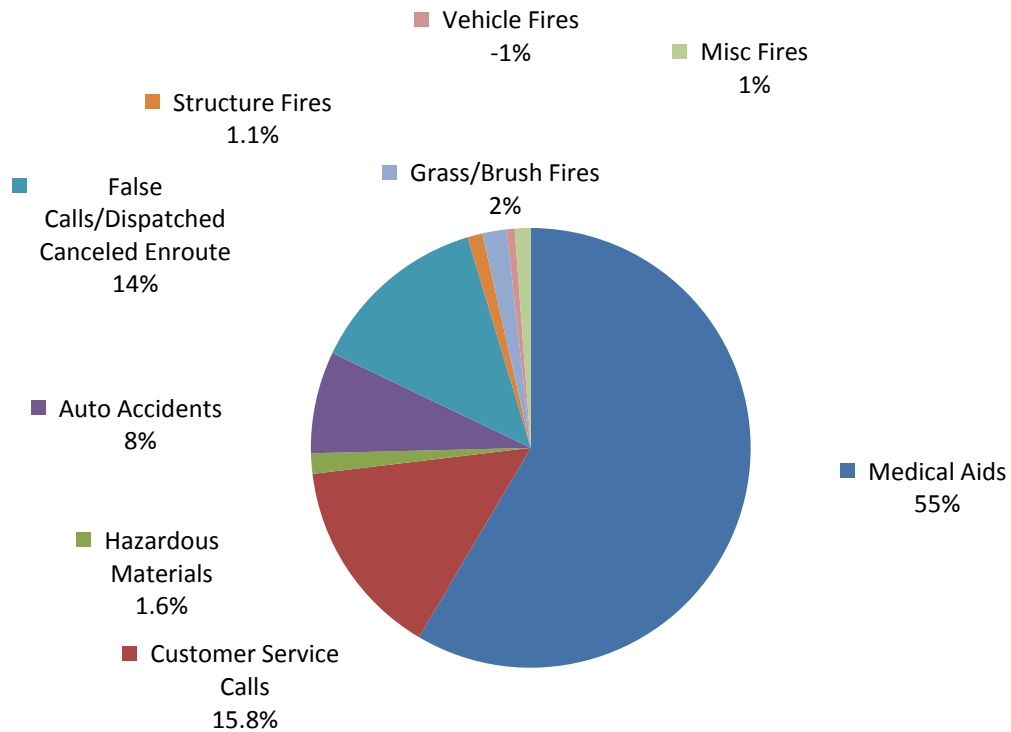
With a steady increase in calls for service, the El Dorado Hills Fire Department will continue to meet the needs of our community and the surrounding areas.



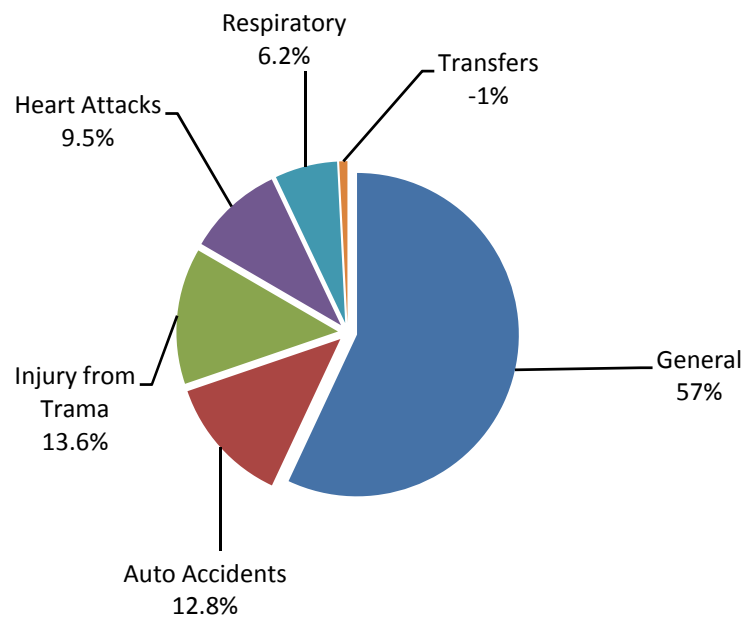
Dennis Planje
Deputy Chief

Alarm Statistics			
	2005	2006	2007
<u>Medicals Aids</u>			
General Medical Aids	744	833	920
Trauma	181	155	218
Cardiac	139	176	153
Respiratory Problems	66	89	100
Transfers	17	13	13
Auto Accidents	212	213	221
Total Medical Aids	1359	1479	1625
<u>Fires</u>			
Structure Fires	23	30	23
Fire in Building	6	4	1
Chimney Fires	11	1	6
Total Structure Fires	40	35	30
Grass/Brush Fires	66	57	74
Vehicles Fires	32	24	18
Misc. Fires	24	25	33
<u>Special Duties</u>			
Snakes	186	201	140
Legal/illegal Burns	21	18	15
Lockouts	54	35	31
Hazardous Materials	20	24	14
Smoke Investigation	30	40	32
Public Assist	85	111	114
Citizen Complaint	3	0	1
CO2 Detector Activation	1	5	5
Miscellaneous	44	56	52
False Calls/Dispatched	164	139	132
Canceled enroute	220	178	216
TOTAL ALARMS	2349	2427	2532
Medic 85 Responses (Out of District)	257	328	334
Mutual (Automatic Aid – Out of District)	217	198	151

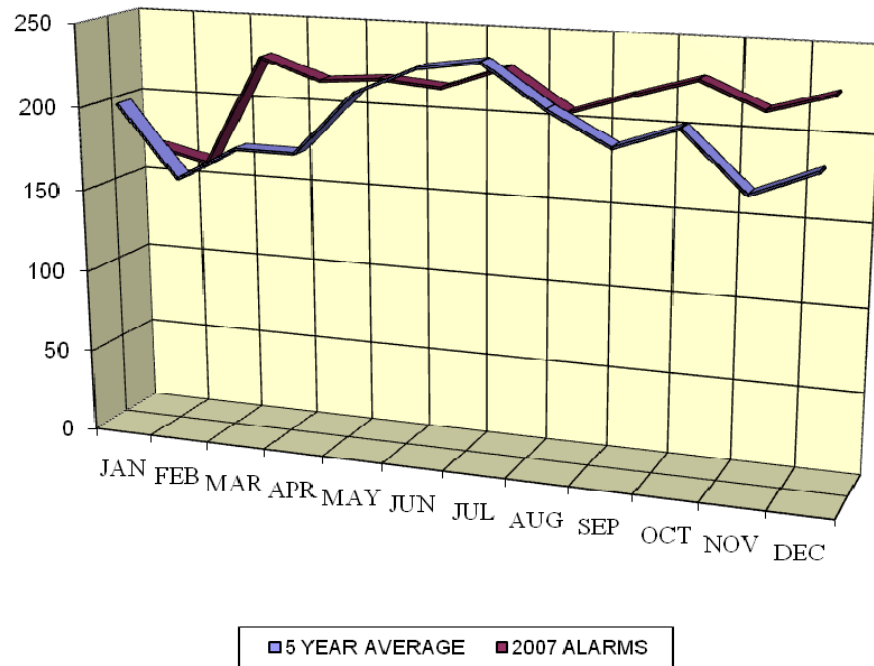
Percentage of Alarms



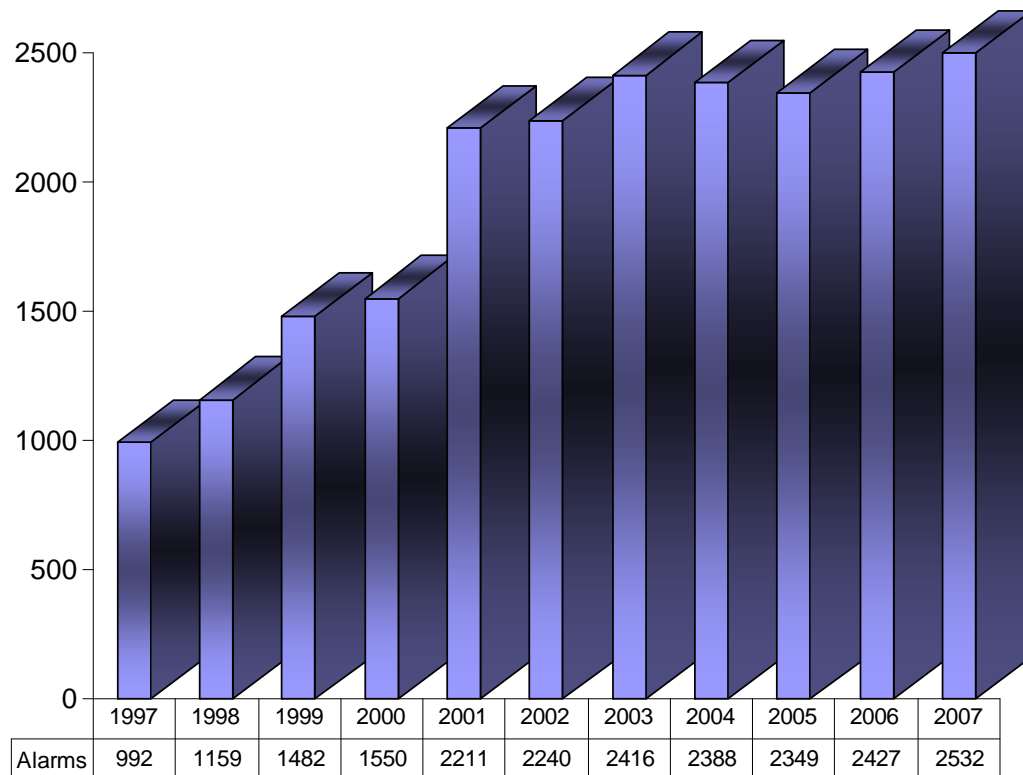
Medical Aid Alarms



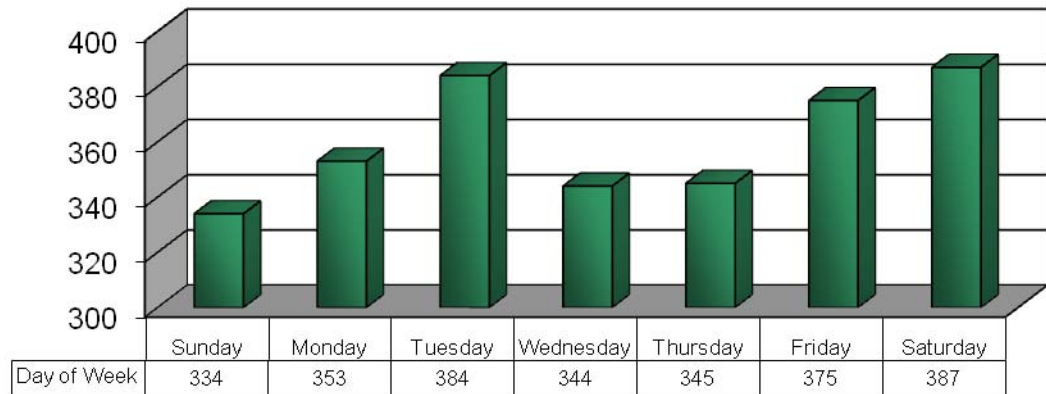
Alarms Per Month



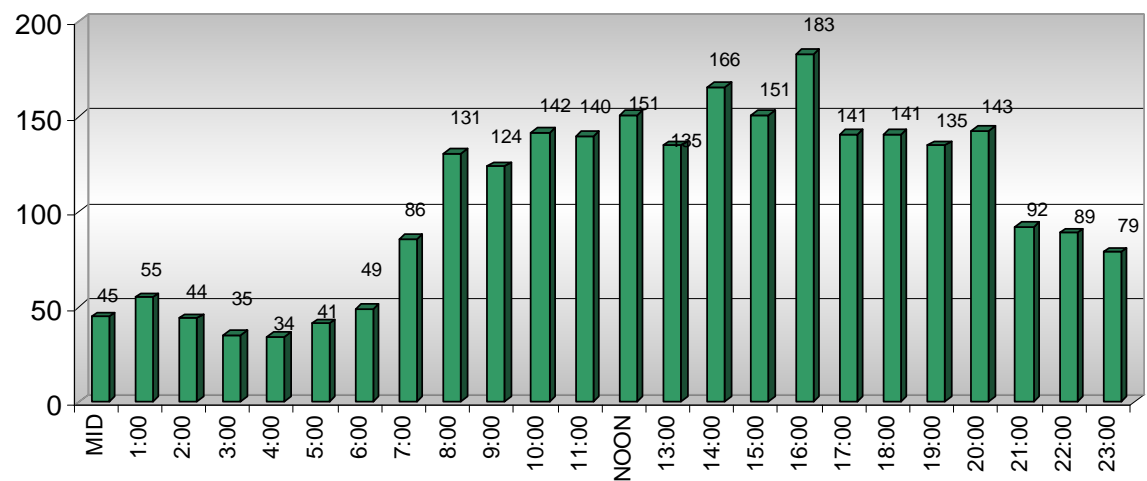
Alarms Per Year



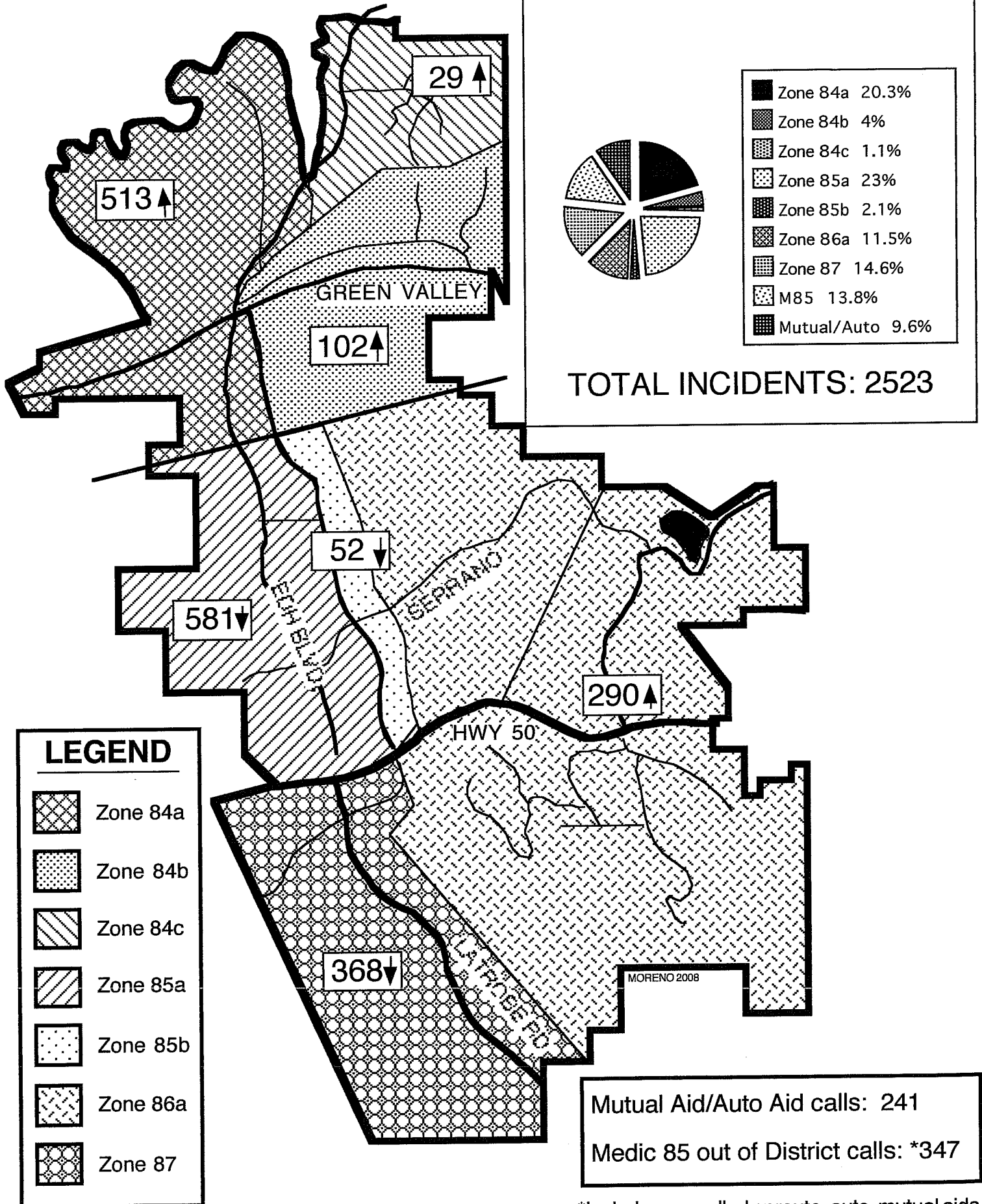
Alarms Per Day



Responses by Time of Day



2007 Incidents by Response Zone

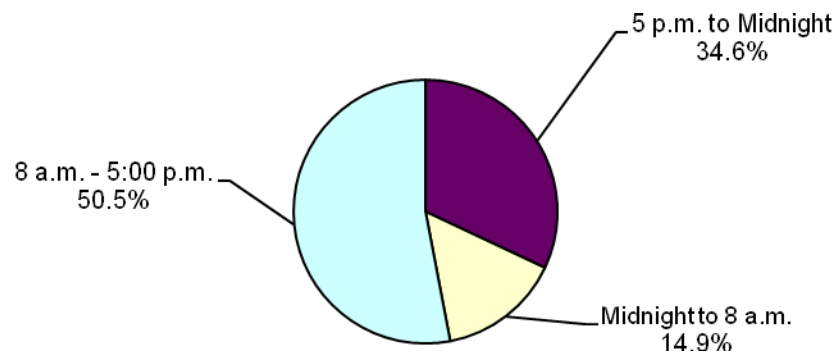


Mutual Aid/Auto Aid calls: 241

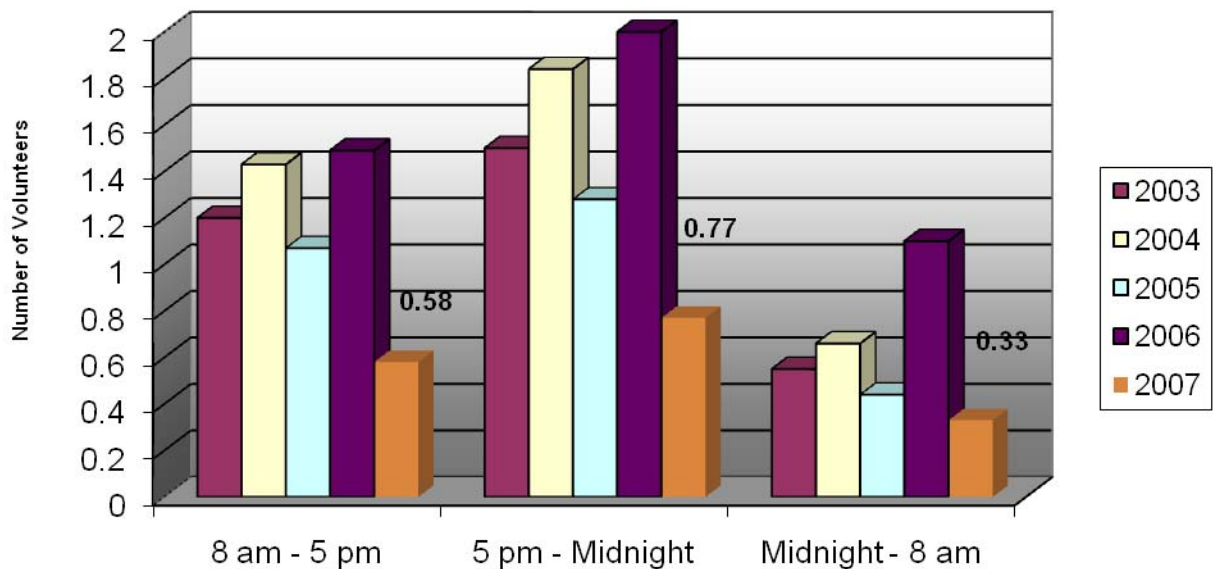
Medic 85 out of District calls: *347

*Includes cancelled enroute, auto, mutual aids

Times Alarms Occur



Average Volunteer Responses Per Alarm



Volunteer Alarm Responses

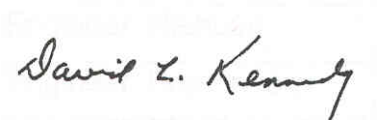
NAME	JAN-JUN	JUL-DEC	TOTAL
Ackerman, Mark	50	26	76
Ackerman, Pierce	19	0	19
Baughman, Greg	2	13	15
Benke, Dustin	34	16	50
Micahel Binion	1	104	105
Boeker, Bobby	31	39	70
Brown, Kevin	1	31	32
Cornelius, Dan	4	0	4
Currie, Jason	23	16	39
Daly, Brian	39	76	115
Durante, Greg	3	0	3
Eynck, Brandon	11	13	24
Gohagan, John	1	21	22
Hillel, Neil	3	3	6
Hughes, Robert	0	8	8
Johnson, Scott	0	23	23
McCarthy, Matt	8	0	8
Motta, Jordan	1	0	1
Phillips, Adam	28	21	49
Pulos, Nick	0	3	3
Rogers, Chris	5	9	14
Roppolo, Mike	80	98	178
Sand, Erik	41	15	56
Thalhamer, Todd	13	14	27
Torres, Dennis	74	45	119
Vail, Scott	19	29	48
Vickers, Josh	51	19	70
Warren, Tom	34	29	63
Webb, Darrin	10	13	23
Wilkey, Brian	23	85	108
TOTAL RESPONSES	609	769	1378

TRAINING AND EMERGENCY SERVICES

The Training and Emergency Medical Services Division experienced another successful year in 2007. Highlights of the year include the following:

- Completion and implementation of the El Dorado Hills Fire Department Career Development Guide
- Completion and implementation of the El Dorado Hills Fire Department Career Task Book Program for pre-promotion and post-promotion guidance
- Completion of the El Dorado Hills Fire Department Training Facility Consultant Study
- El Dorado Hills Fire Department 2007 Career Academy
- El Dorado County Volunteer Recruit 2007 Academy
- Completion and implementation of the El Dorado Hills Fire Department “Red Card” Wildland Certification Program
- Continuation of EVOC training for on-road and 4x4 off-road driving
- Continuation of Fire Simulator exercises for the entire department
- Completion and implementation of our first El Dorado Hills Fire Department Captain’s Academy
- Completion and implementation of our first El Dorado Hills Fire Department Engineer’s Academy
- Continued training at the Sacramento High Rise Drills
- Assisted Volunteer personnel to develop as paramedics by providing internships, ride alongs, and training. Even though some of our new personnel paid their own way through school, El Dorado Hills Fire Department continues to maintain four slots in the Paramedic Program at American River College
- Have implemented all of the recommendations from the Volunteer Group Committee Project

We continue to serve our most important customers which are our own career and volunteer personnel. The rewards of this training are transferred to our community in the form of constantly higher levels of emergency response and service.



David L. Kennedy
Division Chief
Training and EMS

PAID TRAINING SUMMARY

TOTAL PAID DRILL MANHOURS	26,088
TOTAL MANHOURS AT VOLUNTEER DRILLS	3,369
TOTAL MANHOURS IN TRAINING	29,457

Name	Training Hours	Name	Training Hours	Name	Training Hours
** Chief Veerkamp	268	P Engineer Beckett	687	P F.F. Landry	629
** Deputy Chief Planje	364	P Engineer Gygax	682	P F.F. Zarback	585
** Division Chief Kennedy	607	P Engineer Wesson	438	P F.F. Lowe	562
** D/C O'Camb	237	P Engineer Cowles	718	P F.F. Mackenzie	547
** B/C Piper	272	P. Engineer Nelson	335	P F.F. Stirling	531
** B/C Ballenger	247	P. Engineer Eckhardt	557	P F.F. Perillo	523
P B/C Roberts	668	P F.F. Ali	461	P F.F. S.Ward	486
** Captain Jankowski	320	P F.F. Brady	522	P F.F. O'Brien	397
** Captain Maranville	419	P F.F. Burvant	0	P F.F. Cummins	233
** Captain Moreno	176	P F.F. Davidson	238	P F.F. Hathaway	182
** Captain Niehues	468	P F.F. Toy	786		
P Captain Hasemeier	358	P F.F. Hemstalk	234		
P Captain Merino	196	P F.F. LeBlanc	324		
P Captain Wilson	808	P F.F. Minnich	266		
P Captain Bresnahan	395	P F.F. Stiern	300		
** Captain Enos	419	P F.F. Bailey	184		
P Captain Anselmo	526	P F.F. Inzerillo	272		
** Captain Storz	250	P. F.F. Lovinger	342		
P Captain Zellhoefer	526	P. F.F. Ferry	524		
P Captain Owens	447	P. F.F. Belleci	653		
**Engineer DiMuccio	299	P. F.F. Couch	530		
**Engineer Logan	218	P. F.F. Warren	307		
P Engineer Karnow	565	P. F.F. Sommercamp	937		
P Engineer Johnston	367	P. F.F. Schureman	735	**Emergency Medical Technician	
P Engineer Ferlini	325	P F.F. D. Ward	642	P Paramedic	

Paid Special Training Classes

CLASS	PERSONNEL ATTENDING
Career Development Guide	Entire Department
Captains' Academy	Entire Department
Engineers' Academy	Entire Department
4 X 4 EVOC & REG EVOC	Entire Department
Assessment Center Training	Entire Department
Fire Stimulation Training	Entire Department
Red Card Certification	Entire Department
2007 Career Academy	Entire Department
Sac City High Rise Drill	Entire Department
Chainsaw Training	Entire Department
Honor Guard Training	Entire Department

Volunteer Training Classes

CLASS
EMS/Paramedic
EDCTO's Academy
Volunteer Ride-A-Long

* * * * *

Total Volunteer Drills	22
Total Volunteer Drill Hours	3,369

Perfect Drill Attendance

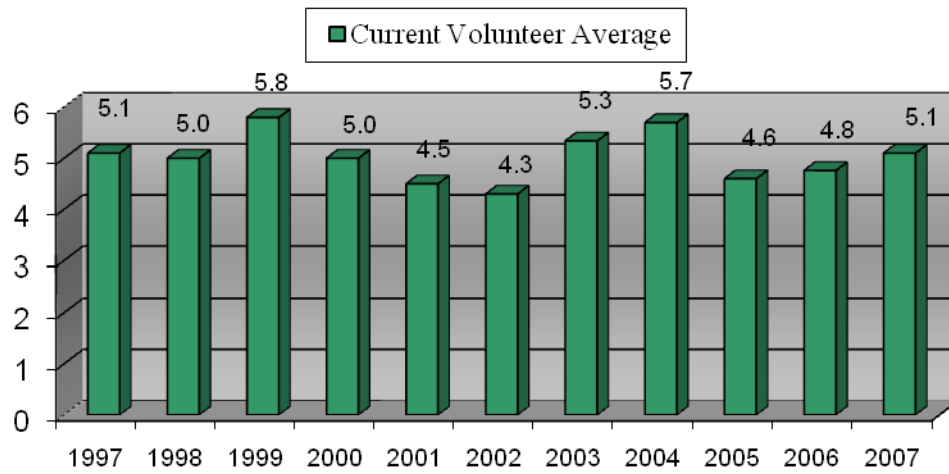
<u>NAME</u>	<u>YEAR</u>
JIM LANGE	1976
CHUCK DODD	1976
CHUCK DODD	1977
ROB BURNS	1978
CHUCK DODD	1979
CHUCK DODD	1980
BOB WRIGHT	1982
RICHARD MASON	1982
ROBERT CIMA	1982
BOB WRIGHT	1982
CHUCK DODD	1982
CHUCK DODD	1983
JEFF GENOVESE	1989
DAVE ROBERTS	1992
KEN DEUEL	1993
CHRIS ANDRUS	1994
TOM WARREN	1996
JOHN KNIGHT	1997
CHRIS ROGERS	1997
CHRIS ROGERS	1999
DENNIS TORRES	2000
CHRIS ROGERS	2004
THOMAS ZARBACK	2005
CHRIS ROGERS	2005
DENNIS TORRES	2006
NONE	2007

Volunteer Personnel Information

NAME	RANK	YEARS	TOTAL RESPONSES
*Roppolo, Mike	Lieutenant	14	3,133
+Thalhamer, Todd	Lieutenant	10	739
*Ackerman, Mark	Lieutenant	6	671
*Hughes, Robert	Engineer	1	8
*Rogers, Chris	Engineer	15	891
*Torres, Dennis	Engineer	9	922
*Hum, Allen	Firefighter	8	695
*Currie, Jason	Firefighter	8	277
*Vail, Scott	Firefighter	7	1008
PMotta, Jordan	Firefighter	6	356
*Webb, Darin	Firefighter	6	678
*Ackerman, Pierce	Firefighter	5	406
Boeker, Bobby	Engineer	4	293
*Phillips, Adam	Firefighter	4	269
*Vickers, Josh	Firefighter	4	209
Warren, Tom	Firefighter	15	2312
*Baughman, Greg	Firefighter	3	91
*Wilkey, Brian	Firefighter	3	209
*Benke, Dustin	Firefighter	2	183
PCornellius, Dan	Firefighter	2	38
*Daly, Brian	Firefighter	2	111
*Eynk, Brandon	Firefighter	2	74
*Sand, Erik	Firefighter	2	73
*Binion, Michael	Firefighter	1	105
*Brown, Kevin	Firefighter	1	32
*Gohagan, Kevin	Firefighter	1	22
*Johnson Scott	Firefighter	1	23
*Pulos, Nick	Firefighter	1	3

P Paramedic
 * Emergency Medical Technician
 + First Responder

Years of Experience



Most Responses Award

1973
DENNIS FERGUSON

1974
CHUCK DODD

1975
CHUCK DODD

1976
CHUCK DODD

1977
CHUCK DODD

1978
CHUCK DODD

1979
CHUCK DODD

1980
BOB WRIGHT

1982
CHUCK DODD

1982
BOB WRIGHT

1983
BOB WRIGHT

1984
BOB WRIGHT

1985
JERRY VANDERPOL

1986
BRIAN PRINZ

1987
JOHN REEVES

1988
NEIL HILLEL

1989
DAVE ROBERTS

1990
NEIL HILLEL

1992
NEIL HILLEL

1992
NEIL HILLEL

1993
SEAN FILBEN

1994
DAVID MERINO

1995
JOHN KNIGHT

1996
JOHN KNIGHT

1997
JOHN KNIGHT

1998
JOHN KNIGHT

1999
JOHN KNIGHT

2000
MIKE ROPPOLO

2002
ANDY ANDREIS

2002
MIKE ROPPOLO

2003
MIKE ROPPOLO

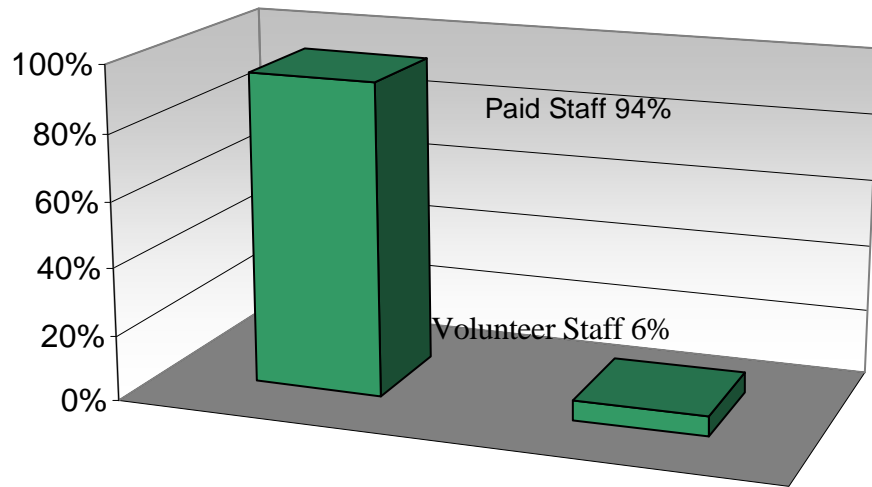
2004
MIKE ROPPOLO

2005
MIKE ROPPOLO

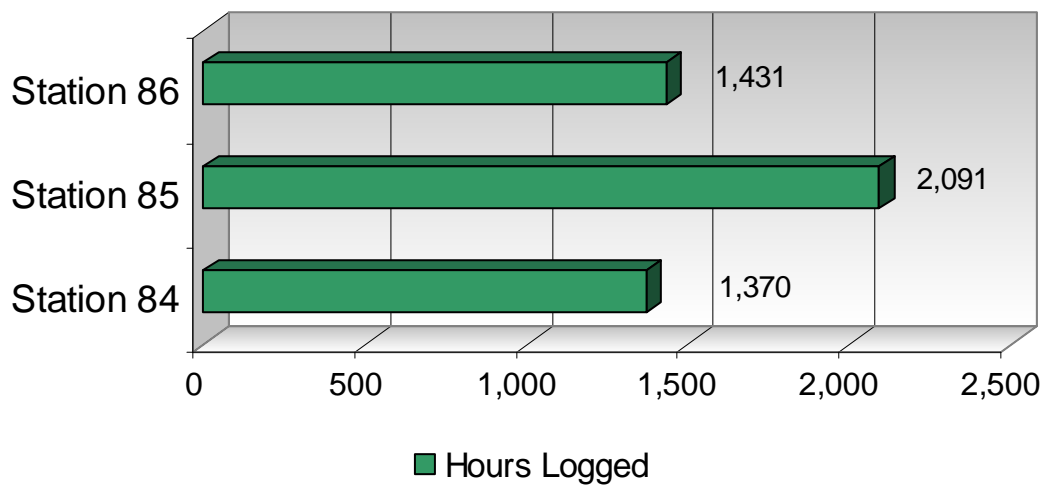
2006
THOMAS ZARBACK

2007
MIKE ROPPOLO

Exercise Equipment Usage



Exercise Time Logged



PREVENTION

The past six months of orientation to the Fire Marshal position have been both educational and challenging. While focusing on life safety issues for our firefighters and the El Dorado Hills community, I have learned that the job covers a wide spectrum of fire safety and fire prevention issues. On a daily basis, the fire prevention bureau deals with questions, concerns, problem solving, and plan reviews at many different levels in the community. From the county government to over-the-counter meetings with customers, all levels of interaction are equally important and help to ensure our community's safety.


As a member of the El Dorado County Fire Prevention Officers, I am pleased to report that for the first time that I can recall, the officers have come together as a single voice. After six months and hundreds of hours, we have adopted the same set of amendments to the 2007 California Fire Code. We are continuing to work very hard to develop fire prevention standards and a fee schedule that can be used by all. This type of standardization unites fire departments and districts as one voice and provides consistency to contractors and residents when dealing with life safety issues.

Despite the current national economical slump, building continues at a moderate pace with projections to continue at the same volume. The new Fire Inspector/Plan Checker that will be hired by the end of March will help ease the workload and give the fire prevention bureau more time to develop programs that will enhance our service to the community.

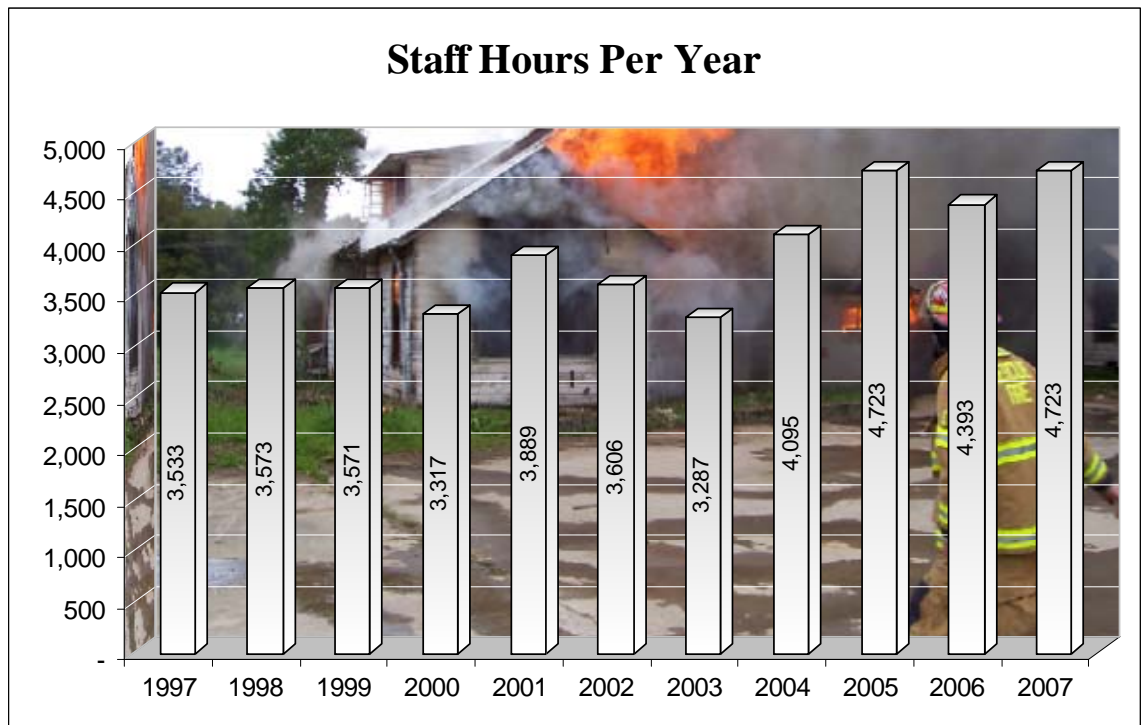
Detailed below are some of the Prevention highlights in 2007:

- Our commercial development for 2007 was 291,969 square feet which is slightly down from the previous year.
- The majority of the commercial development remained in Town Center with projects in the business park starting to pick up for 2008.
- The Fire Department saved 84.7% of property involved in structure fires.

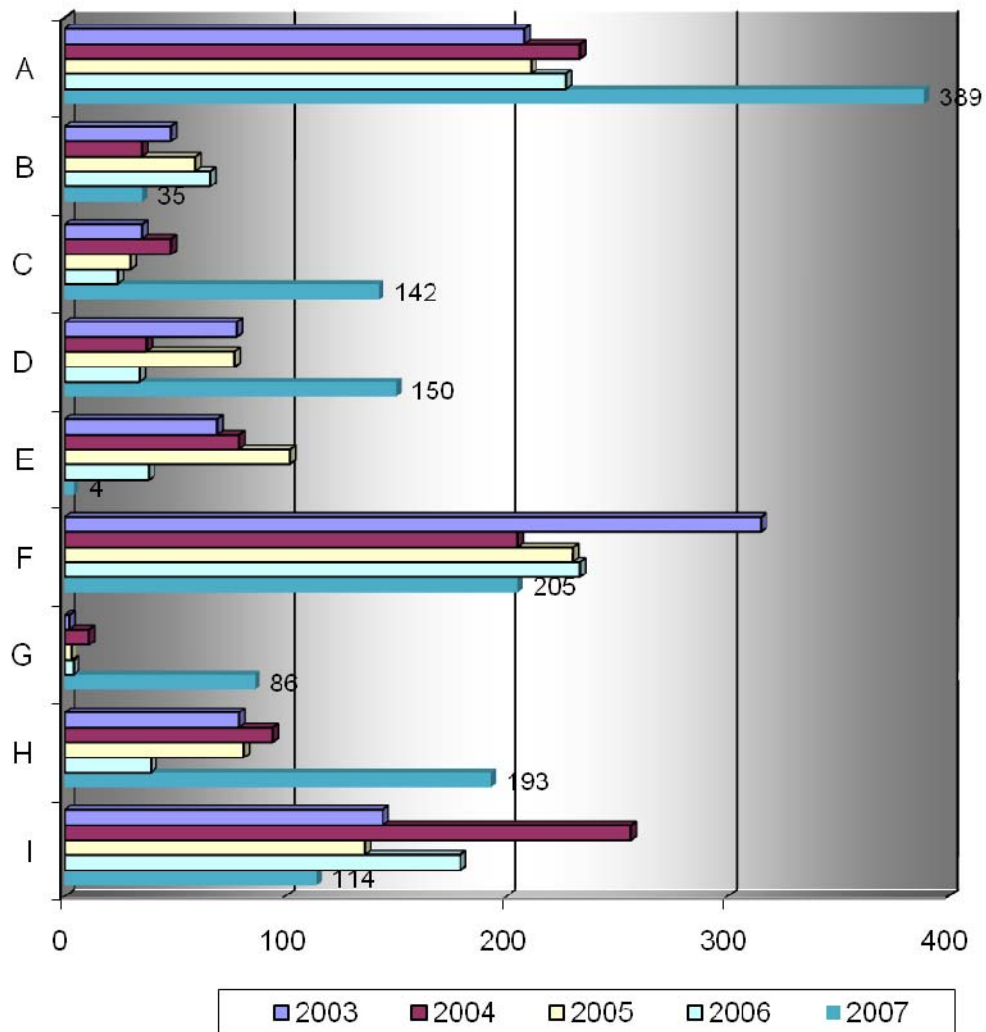
The Fire Prevention Team, which includes all members of the El Dorado Hills Fire Department, looks forward to serving the community of El Dorado Hills with integrity and excellence.



Jim O'Camb
Division Chief

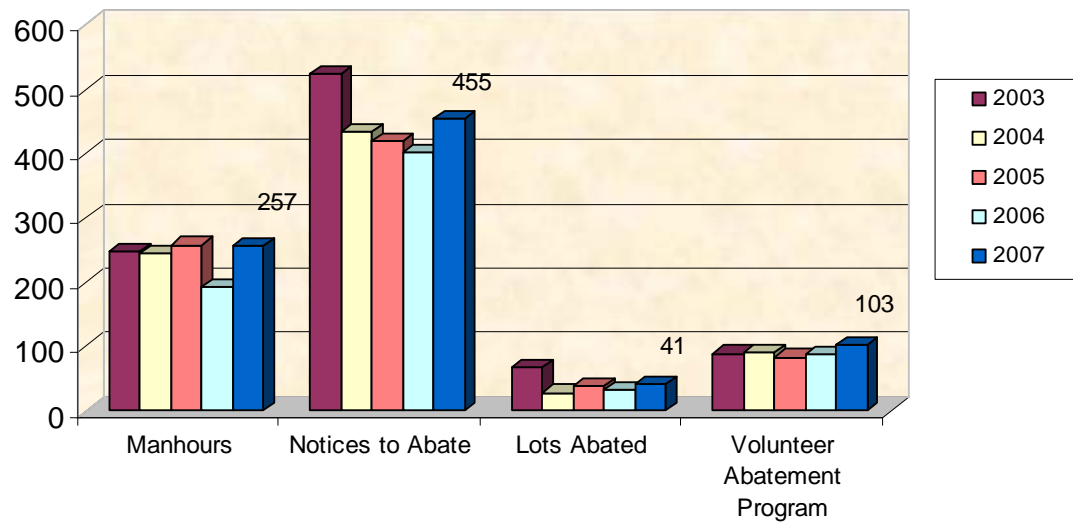


Fire Prevention Activities

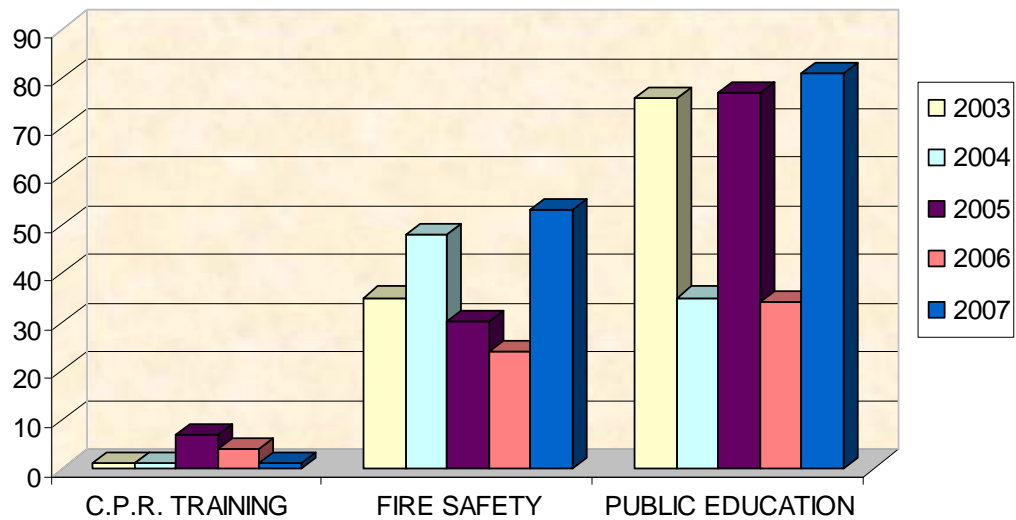


- A PLAN CHECKS - COMMERCIAL
- B PLAN CHECKS - RESIDENTIAL
- C FIRE SAFETY EDUCATION
- D PUBLIC EDUCATION PROGRAMS
- E SCHOOL FIRE DRILLS
- F SPRINKLER SYSTEM INSPECTIONS
- G FIXED PROTECTION SYSTEMS
- H CONSTRUCTION INSPECTIONS
- I CHILD SAFETY SEAT INSPECTIONS

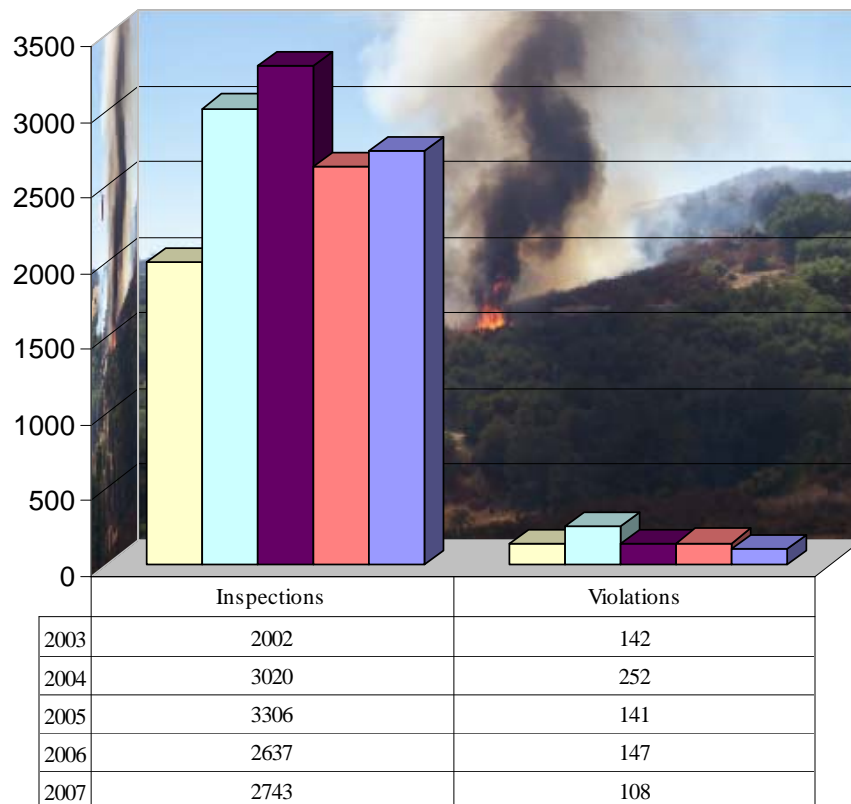
Vacant Lot Program



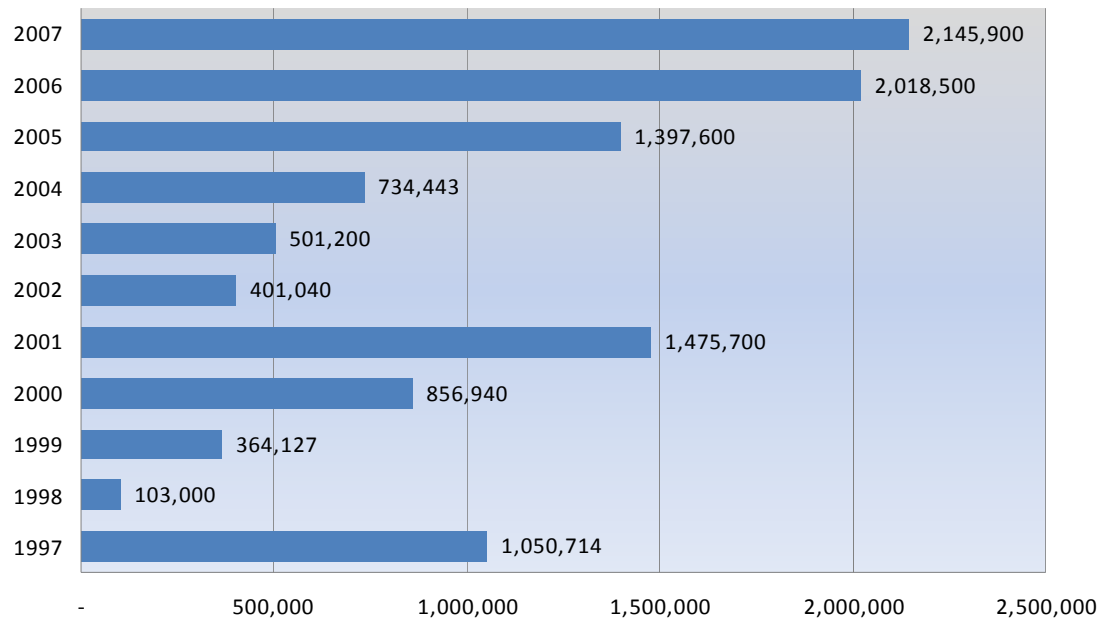
Public Education Programs



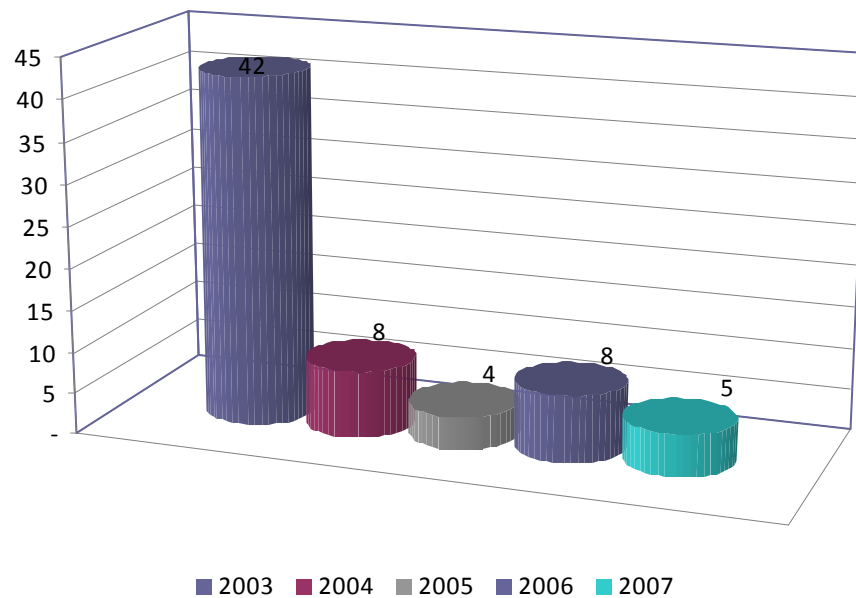
Hazard Reduction Program



Annual Fire Loss

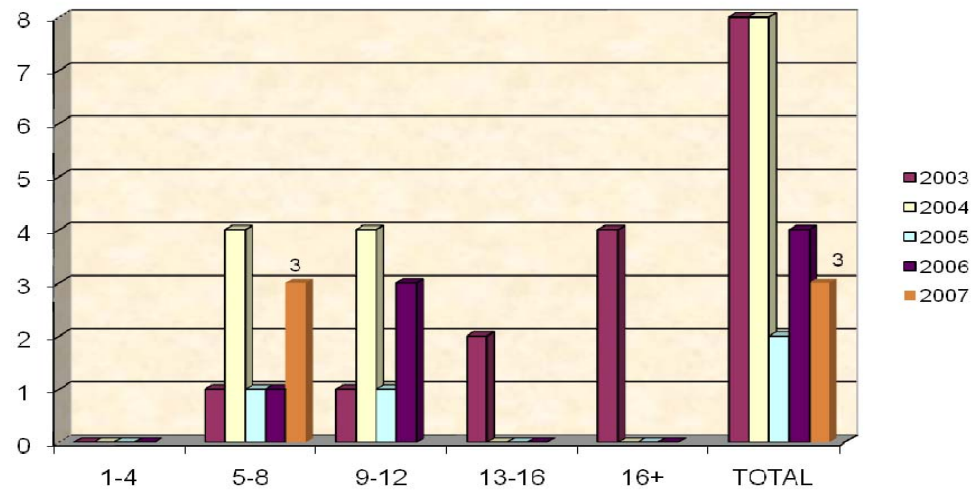


Annual Residential Fire Sprinklers

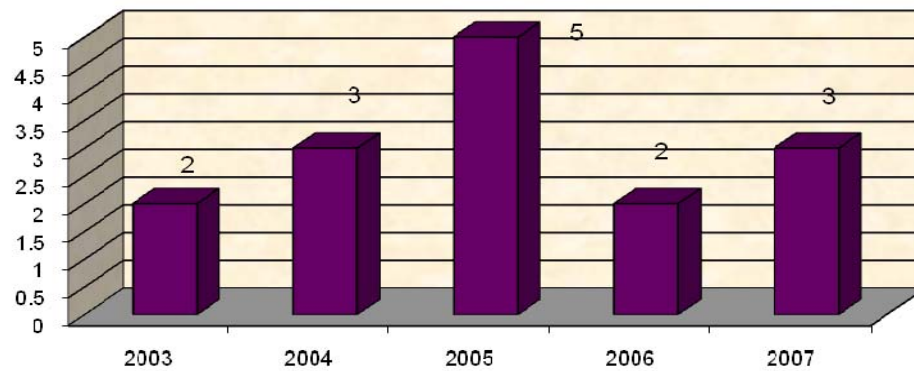


Firesetter Interview Report

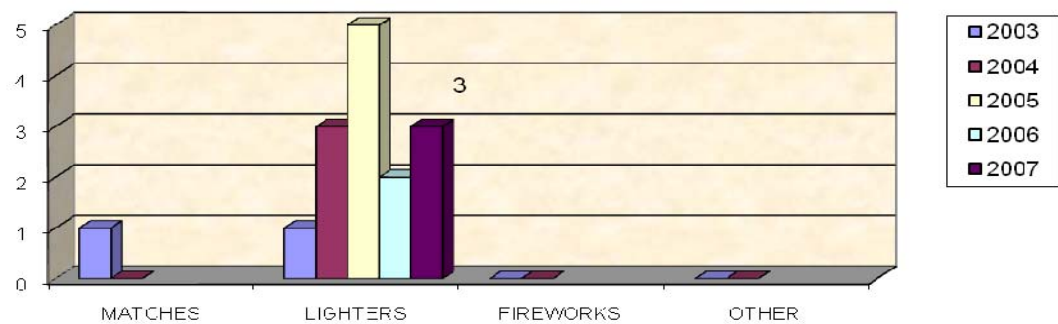
Age Group



Interviews per Year



Ignition Sources




APPARATUS

The year 2007 saw an overall increase in apparatus down time compared to the previous year. This can be attributed to the increase in calls for service, prevention activities, and training. All these activities add to the wear and tear on vehicles. Another contributing factor for the increase in unavailable time is that units are being serviced and repaired at off site facilities. The following outlines the changes and highlights for 2007:

- A new Type-3 4x4 interface engine was placed in-service at Station 86 in May 2007.
- A new Type-1 urban interface engine for Station 87 was received in November 2007 from Ferrara Apparatus Inc.
- The Department purchased a new utility/staff Ford F250 diesel pick-up to replace the 1993 Ford F250.
- Surplus/retired 1995 Ford Bronco staff vehicle.
- Truck 85 had an out of service/unavailable time increase of 63 days in 2007 as compared to 40 days in 2006. This represents a 16% out of service rate. (Increase of 63% from 2006.)
- Out of service/unavailable time for engines increased from an average of 26.5 days to 41 days representing a 11% out of service rate. (Increase of 58% from 2006.)
- The Department's vehicle fleet now stands at 26.
- Staff hours per shift for the maintenance division scheduling and recorded keeping were up 20% from the previous year. (1.48 hrs. per shift 2006 to 1.76 hrs per shift in 2007). This is over and above the hands on maintenance performed.

The increase in fleet size along with the increase in service calls, prevention activities and training will create some interesting challenges for the District. All these components will require the need to balance and manage the apparatus state of readiness and reliability.



John G. Niehues
Captain

Apparatus Description

UNIT #	YEAR -CHASSIS MFG –TYPE	HOSE LOADS	TANK &PUMP CAPACITY	ALARM RESPONSE DESCRIPTION
8560 E-287	1995 International West-Mark 4x4 Type-3 Engine	500' 3" 150' 1 ¾" 1500' 1 ½" 800' 1"	500 Gallons Water 500 G.P.M. Darley Pump 20 Gallons Foam-A	Station 85 Wildland Fires *Cross staffed summer
8561 E-284	1996 International West-Mark 4x4 Type-3 Engine	500' 3" 150' 1 ¾" 1500' 1 ½" 800' 1	500 Gallons Water 500 G.P.M. Darley Pump 20 Gallons Foam-A	Station 84 Wildland Fires *Cross staffed summer
8562 E-285	2004 International West-Mark 4x4 Type-3 Engine	500' 3" 150' 1 ¾" 1500' 1 ½" 800' 1"	500 Gallons Water 500 G.P.M. Darley Pump 20 Gallons Foam-A	Station 85 Wildland Fires *Cross staffed summer
8563 E-286	2007 International West-Mark 4x4 Type-3 Engine	500' 3" 150' 1 ¾" 1500' 1 ½" 800' 1"	500 Gallons Water 500 G.P.M. Darley Pump 20 Gallons Foam-A	Station 86 / New Engine Wildland Fires *Cross staffed summer
8570 E-84	2003 Spartan Ferrara Class "A" Pumper Type 1 Engine	1000' 5" 500' 3" 100' 2 ½" 550' 1 ¾" 900' 1 ½" 600' 1"	500 Gallons Water 1500 G.P.M. Waterous Pump 20 Gallons Foam-A 20 Gallons Foam-B	Station 84 All Alarms winter *Cross staffed summer
8571 E-85	1996 HME Hi-Tech Class "A" Pumper Type 1 Engine	1000' 5" 500' 3" 100' 2 ½" 550' 1 ¾" 900' 1 ½" sj	600 Gallons Water 1500 G.P.M. Waterous Pump 20 Gallons Foam-A 20 Gallons Foam-B	Station 85 All Alarms *Cross staffed w/T85
8572 E-86	2000 HME Westates Class "A" Pumper Type 1 Engine	1000' 5" 500' 3" 100' 2 ½" 550' 1 ¾" 900' 1 ½" sj 600' 1" sj	500 Gallons Water 1000 G.P.M Waterous Pump 20 Gallons Foam-A 20 Gallons Foam-B	Station 86 All Alarms winter *Cross staffed summer

8591 T-85	2000 Spartan Marion 105' AI Ladder Quint	500' 5" 350' 3" 100' 2 ½" 650' 1 ¾"	500 Gallons Water 1500 G.P.M. Waterous Pump 20 Gallons Foam-A 20 Gallons Foam-B	Station 85 All Structure Fire & Vehicle Accidents *Cross staffed w/E85
8574 E-87	2007 Spartan Ferrara Class "A" Pumper Type 1 Engine	1000' 5" 500' 3" 100' 2 ½" 550' 1 ¾" 900' 1 ½" sj 600' 1" sj	500 Gallons Water 1500 G.P.M. Waterous Pump 40 Gallons Foam-A	New Engine For Station 87
8573 E-Resv.	1990 Spartan Westates Class "A" Pumper Type 1 Engine	1000' 5" 500' 3" 100' 2 ½" 550' 1 ¾" 900' 1 ½" sj	500 Gallons Water 1500 G.P.M. Waterous Pump 20 Gallons Foam-A 20 Gallons Foam-B	Station 84 / 86 Mutual Aid Reserve Engine
8575 E-Resv.	1993 International West-Mark 2 wheel drive Type 3 Engine	500' 3" 150' 1 ¾" 1500' 1 ½" 800' 1"	500 Gallons Water 500 G.P.M. Darley Pump 20 Gallons Foam-A	Station 86 Mutual Aid -Wildland Reserve Engine
8551 Air-Unit	2002 International Hackney Air/Light Support	N/A	SCBA Compressor Light Tower	Structure Fire Support
JPA M-385	2003 Ford F-450 Wheeled Coach Ambulance	N/A	Advanced Life Support	Station 85 County Reserve
6041 JPA M-285	2003 Ford F-450 Wheeled Coach Ambulance	N/A	Advanced Life Support	Station 85 Medical Aids Vehicle Accidents Reserve
0201 JPA M-85	2004 Ford F-450 Wheeled Coach Ambulance	N/A	Advanced Life Support	Station 85 Medical Aids Vehicle Accidents
OES WT41	2003 Freightliner Westates Water Tender	500' 3" 200' 1 ½" 20' 4"	2000 Gallons Water 500 G.P.M. Waterous Pump	Rural Area Support Structure/Wildland Fires State of CA Mutual Aid

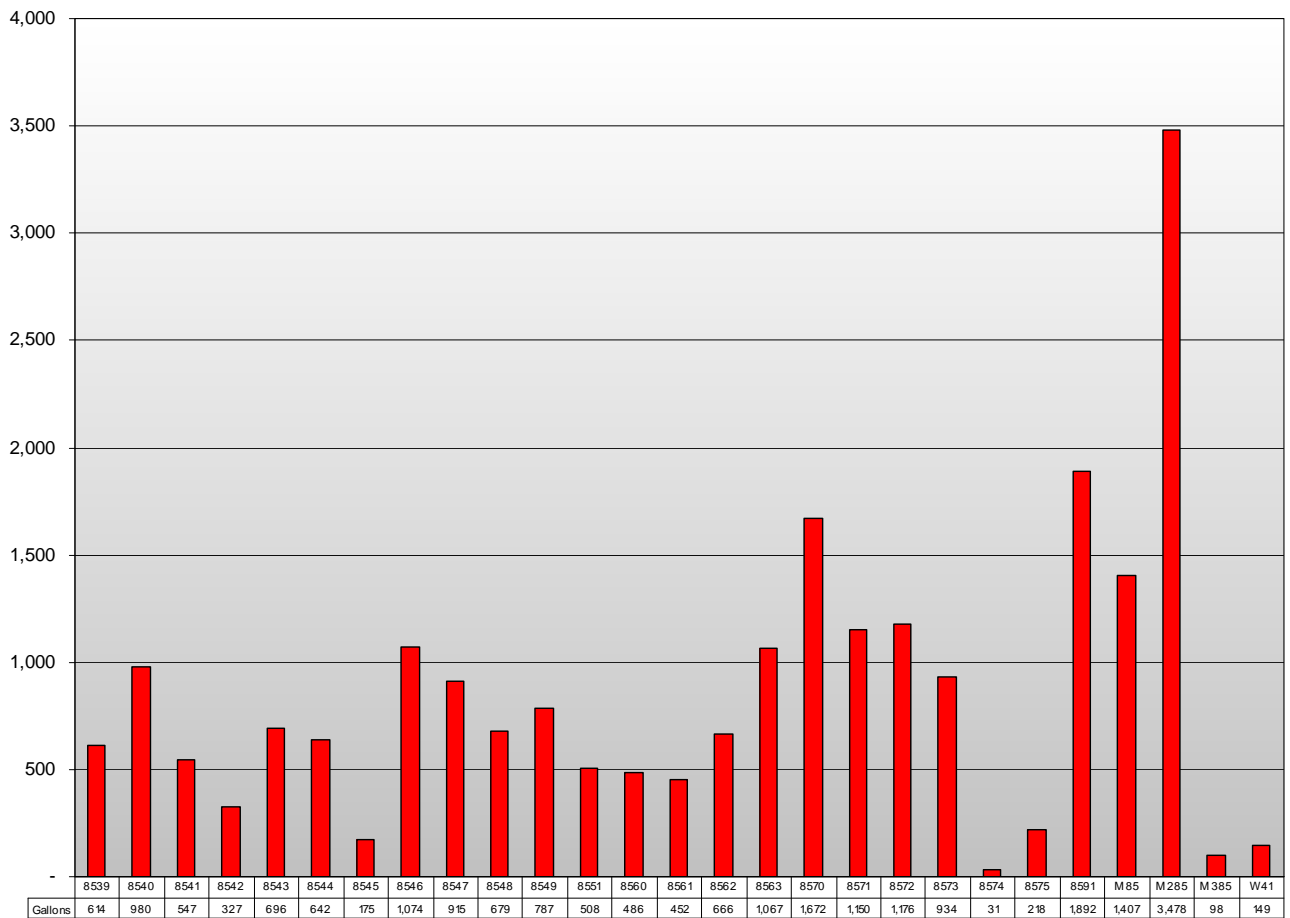
UTILITY/STAFF VEHICLES

UNIT #	YEAR	MAKE-MODEL	VEHICLE DESCRIPTION	TYPE OF USE ALARM RESPONSE
8539	2005	Ford F-250	Pickup 4x4	Prevention/Chief Officer
8540	2005	Ford Expedition	Staff Vehicle	Chief Officer
8541	2006	Ford F-250	Pickup 4x4	Prevention/General use
8542	1999	Ford F-350	Utility Bed	Utility/General use
8543	1998	Ford Expedition	Staff Vehicle	Chief Officer/General use
8544	2003	Ford Expedition	Staff Vehicle	Chief Officer
8546	2003	Ford Expedition	Staff Vehicle	Chief Officer
8547	2001	Ford Expedition	Command Vehicle	Duty Chief
8548	2003	Ford Expedition	Staff Vehicle	Chief Officer
8549	2003	Ford Expedition	Staff Vehicle	Chief Officer

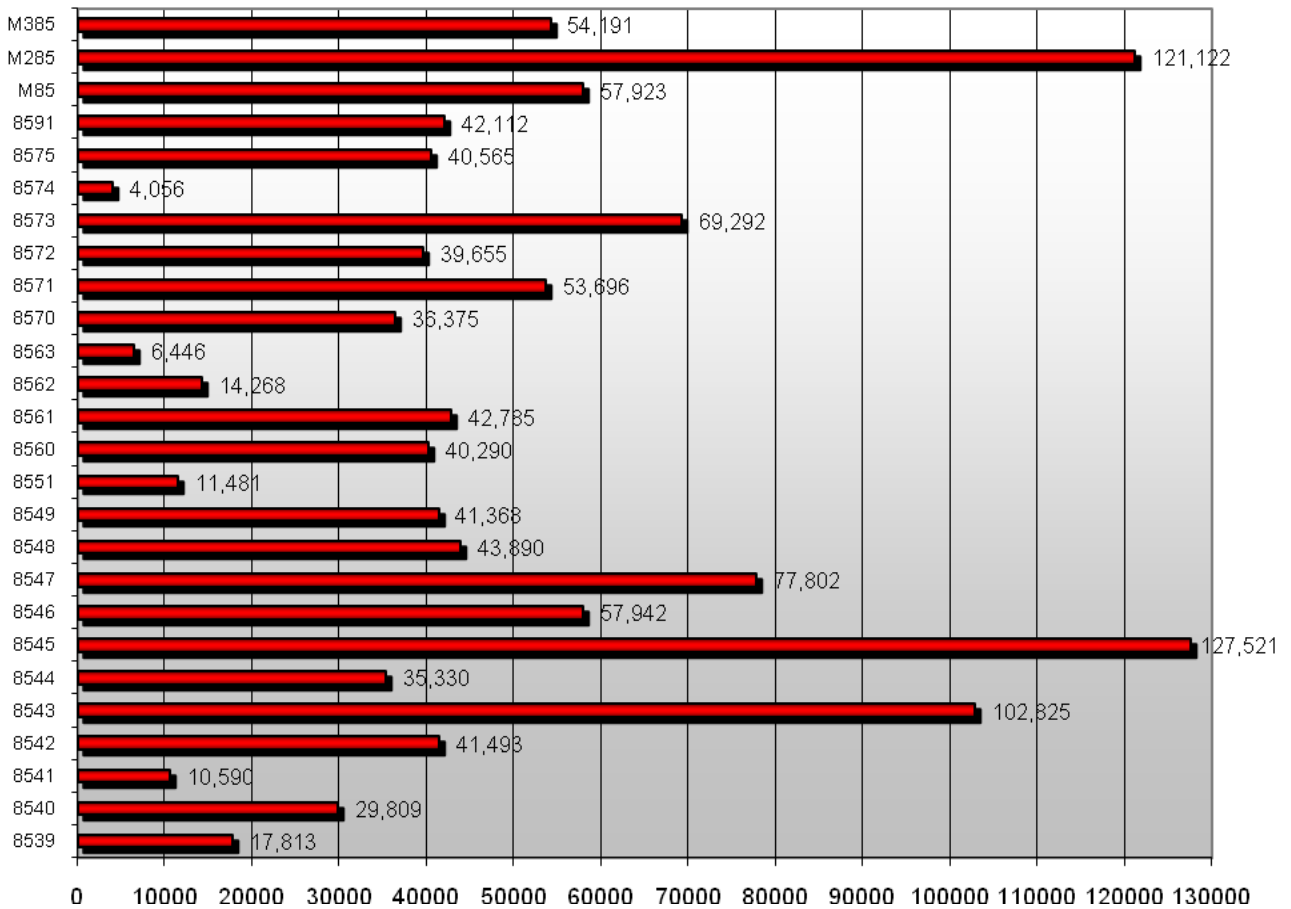
Vehicles sold as surplus in 2007:

- **1995 Ford Bronco**

Annual Fuel Usage



Total Apparatus Mileage to Date



Annual Mileage

