

El Dorado Hills Fire Department

2006 Annual Report



Members of the Board of Directors
El Dorado Hills County Water District
1050 Wilson Blvd.
El Dorado Hills, CA 95762

Dear Members of the Board:

It is my pleasure to present for your review the 2006 Annual Report for the El Dorado Hills Fire Department. Our Department has experienced another successful year. Listed below are a few of the highlights.


- Growth in the District has definitely slowed this last year but we continue to grow at a steady pace. With the addition of over 400 new homes and over 300,000 square feet of commercial construction the Department continues to meet the challenges it faces. This increased growth validates the need for the new Station 87 project and continually increasing emergency services.
- Station 87 (Phase one) was completed and plans are in process to complete phase two.
- The District took delivery of a new Type III engine from West-Mark for the opening of Station 87.

We also faced the challenge of maintaining service and fire protection in the District while sending personnel to the fires throughout California this past summer. We accomplished this while continuing to be actively involved in the life of the community through our support of such programs as the Chamber of Commerce, Rotary, Big Brothers/Big Sisters and Toys for Tots. Residents took advantage of our open door policy by participating in school and group tours and using the facilities for community meetings and events. Our sign boards, one of which we still maintain at the Lassen Lane location, provided a much needed way for community activities and Department's safety messages to be disbursed throughout El Dorado Hills.

I trust you will find this report informative and a true reflection of our activities throughout the year. Should you have any questions about the 2006 Annual Report please feel free to contact me.

Sincerely,

EL DORADO HILLS FIRE DEPARTMENT

A handwritten signature in cursive script, appearing to read "Larry R. Fry".

Larry R. Fry
Chief

Table of Contents**District Information**

<i>Synopsis.....</i>	<i>1</i>
<i>Fire Department Personnel</i>	<i>2</i>
<i>Board of Directors</i>	<i>3</i>
<i>Volunteer Personnel.....</i>	<i>4</i>
<i>District Assessed Value / Property Tax Revenue.....</i>	<i>5</i>
<i>Annual Revenue / Annual Budgets.....</i>	<i>6</i>
<i>Budget Analysis.....</i>	<i>7</i>
<i>Residential Growth / Population Growth</i>	<i>8</i>
<i>Total Homes by Response Area</i>	<i>9</i>
<i>Homes Constructed by Response Area</i>	<i>10</i>
<i>Homes Constructed per Year / per Month.....</i>	<i>11</i>
<i>Development Fees per Month / Annual Development Fees.....</i>	<i>12</i>
<i>Commercial / Residential Development.....</i>	<i>13</i>

Calls for Service

<i>Synopsis.....</i>	<i>14</i>
<i>Alarm Statistics</i>	<i>15</i>
<i>Alarms Graphs.....</i>	<i>16</i>
<i>Alarms per Year / per Month</i>	<i>17</i>
<i>Alarms per Day / per Time of Day.....</i>	<i>18</i>
<i>Incidents by Response Zone</i>	<i>19</i>
<i>Times Alarms Occur/Average Volunteer Responses per Alarm</i>	<i>20</i>
<i>Volunteer Alarm Responses</i>	<i>21</i>

Fire Training

<i>Synopsis</i>	23
<i>Paid Training Summary</i>	24
<i>Special Training Summary</i>	25
<i>Perfect Drill Attendance</i>	26
<i>Volunteer Personnel Information</i>	27
<i>Years of Experience</i>	28
<i>Most Responses Award</i>	29
<i>Exercise Equipment Usage / Exercise Time Logged</i>	30

Fire Safety & Fire Protection

<i>Synopsis</i>	31
<i>Manhours per Month / per Year</i>	32
<i>Fire Prevention Activities</i>	33
<i>Public Education Programs</i>	34
<i>Vacant Lot Program</i>	34
<i>Commercial Inspections</i>	35
<i>Hazard Reduction Program</i>	35
<i>Household Waste Program</i>	36
<i>Annual Fire Loss</i>	36
<i>Firesetter Interview Report</i>	37

Apparatus


<i>Synopsis</i>	38
<i>Apparatus Description</i>	39,40
<i>Apparatus Responses</i>	41
<i>Annual Fuel Usage</i>	42
<i>Average Miles per Gallon</i>	43
<i>Apparatus Mileage to Date</i>	44
<i>Annual Mileage</i>	45

DISTRICT INFORMATION

Staffing, development, revenue and District assessed value continued to increase in 2006. Growth highlights are as follows:

- A new Battalion Chief position was added in July 2006.
- Assessed Value for the District is up 18% for 2006 with a total increase of nearly 100% in the past five years.
- Property Tax Revenue is projected to be increased 11% for the 2006/2007 fiscal year and is up nearly 100% over the past five years.
- Commercial Development increased by 306,883 square feet for last year. This was a decrease over the previous year.
- There is a 3.5% increase in homes built after a 6% increase the year before. This difference negatively impacted Development Fees.
- Development Fee Revenue collected in 2006 was \$1,358,918, down from last year's \$2,178,004. This was due to the decrease in residential home starts. We have collected over eleven million dollars in development fees over the past five years.

As you can see, the El Dorado Hills Fire District continues to expand and grow. The Department remains proactive in meeting the ongoing challenges it faces to manage the growth and development needs in our community.



Connie L. Bair
Chief Financial Officer

ADMINISTRATIVE PERSONNEL

Chief, Larry Fry	(1985)
Deputy Chief, Brian Veerkamp	(1993)
Division Chief, Fred Russell	(1984)
Chief Financial Officer, Connie Bair	(1983)
Division Chief, David Kennedy	(1996)
Battalion Chief, James O'Camb	(1996)
Battalion Chief, Dennis Planje	(1988)
Battalion Chief, Piper, Dwight	(1995)
Admin. Assistant, Carol Caughey	(2001)
Admin. Assistant, Angelica Silveira	(2002)
Admin. Assistant, Sandy Sanders	(2005)

CAPTAIN

Brad Ballenger	(1988)
Steve Maranville	(1985)
Antonio Moreno	(1986)
Dale Jankowski	(1989)
Dave Roberts*	(1993)
Dwight Piper	(1995)
Michael Wilson*	(1995)
David Merino*	(1996)
John Niehues	(1990)
Russ Hasemeier*	(1991)
Brian Bresnahan*	(1997)

ENGINEER

Stewart DiMuccio	(1980)
Mike Logan	(1980)
Steve Enos	(1990)
Chris Storz	(1993)
Tom Anselmo*	(1998)
Rob Karnow*	(2000)
Jon Zellhoefer*	(2001)
John Johnston*	(1999)
Hank Ferlini*	(1999)

Paramedic***FIREFIGHTER**

Lantz Burvant*	(2000)
Mark Ali*	(2001)
Matt Beckett*	(2001)
David Brady*	(2001)
Benjamin Cowles*	(2001)
James Davidson*	(2001)
Robyn Toy*	(2001)
Mike Gygax*	(2001)
Michael LeBlanc*	(2001)
Kasey Owens*	(2001)
Carmen Stiern*	(2001)
Phil Wesson*	(2001)
Dale Hemstalk*	(2002)
Stacy Minnich*	(2002)
Josh Bailey*	(2003)
Mathew Eckhardt*	(2003)
Michael Lovinger*	(2003)
Bryan Ferry*	(2003)
Matt Belleci*	(2004)
Josh Couch*	(2004)
Dan Nelson*	(2004)
Brenton Warren*	(2004)

BOARD OF DIRECTORS

		<u>Elected/Appointed</u>
President	Dennis Ferguson	1994
Vice-President	Jim Hartley	2000
Director	Gary Costamagna	1998
Director	Ramona Gilmore	1998
Director	John Hidahl	2000 (1981 – 1998)

Board Secretary

Connie Bair
(1983)

Board Counsel

Mike Cook
(1988)

Committees

Administrative Committee		Dennis Ferguson Gary Costamagna
Fire Committee		John Hidahl James Hartley
Joint Powers Authority	(Alternate)	Jim Hartley Ramona Gilmore

VOLUNTEER PERSONNEL

LIEUTENANT

Neil Hillel (1986)
 Greg Durante (1986)
 John Knight (1994)
 Mike Roppolo (1994)
 Todd Thalhamer (1998)
 Mark Ackerman (2002)

FIREFIGHTER

Allen Hum (1999)
 Jason Currie (2000)
 Scott Vail (2001)
 Jordan Motta* (2002)
 John Schureman (2002)
 Darrin Webb (2002)
 Adam Zastrow (2002)
 Pierce Ackerman (2003)
 Bryce Carlson (2003)
 Jefferey Cummins* (2003)
 Eric Komulainen* (2003)
 Monty Meigs (2003)
 Chris Bendinelli* (2004)
 Bobby Boeker (2004)
 John Duarte (2004)
 Brad Hunt* (2004)
 Adam Phillips (2004)
 Josh Vickers (2004)
 Dave Ward (2004)
 Thomas Zarback (2004)
 Nick Anderson (2005)
 Gregory Baughman (2005)
 Kevin Bohatch* (2005)
 Dustin Hart (2005)

FIREFIGHTER (Con't)

Mark Jackson (2005)
 Chris Landry (2005)
 Travis Maguire (2005)
 Darin McFarlin (2005)
 Dustin Potts (2005)
 James Sommercamp (2005)
 Brian Wilkey (2005)
 Dustin Benke (2006)
 Joseph Botkin (2006)
 Dan Cornelli (2006)
 Brian Daly (2006)
 Brandon Eynck (2006)
 Scott Kenney (2006)
 Stephan Martin (2006)
 Matt McCarthy (2006)
 Rich Rodriguez (2006)
 Erik Sand (2006)
 Adam Schwartz (2006)

ENGINEER

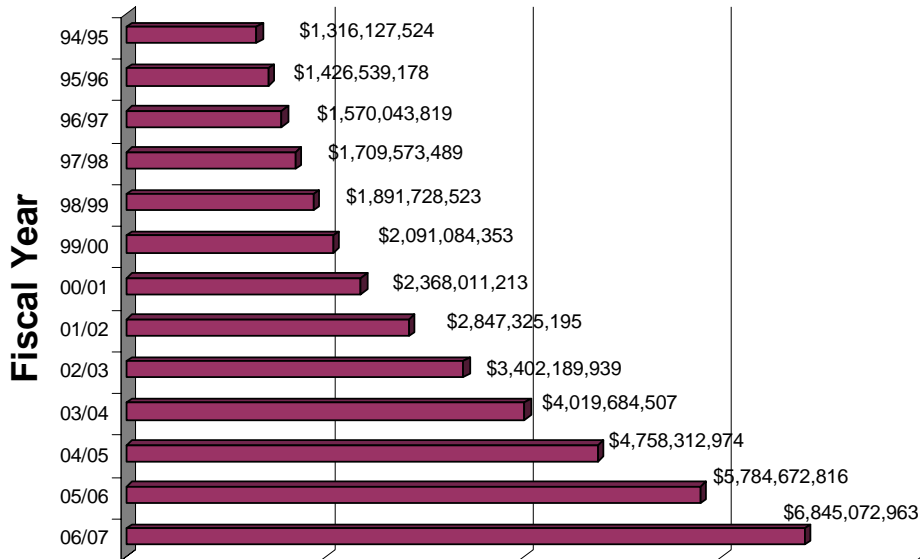
Jeff Genovese (1988)
 Chuck Adams (1990)
 Chris Rogers (1993)
 Dennis Torres (1999)
 Mike Carlson (2000)

PHOTOGRAPHER

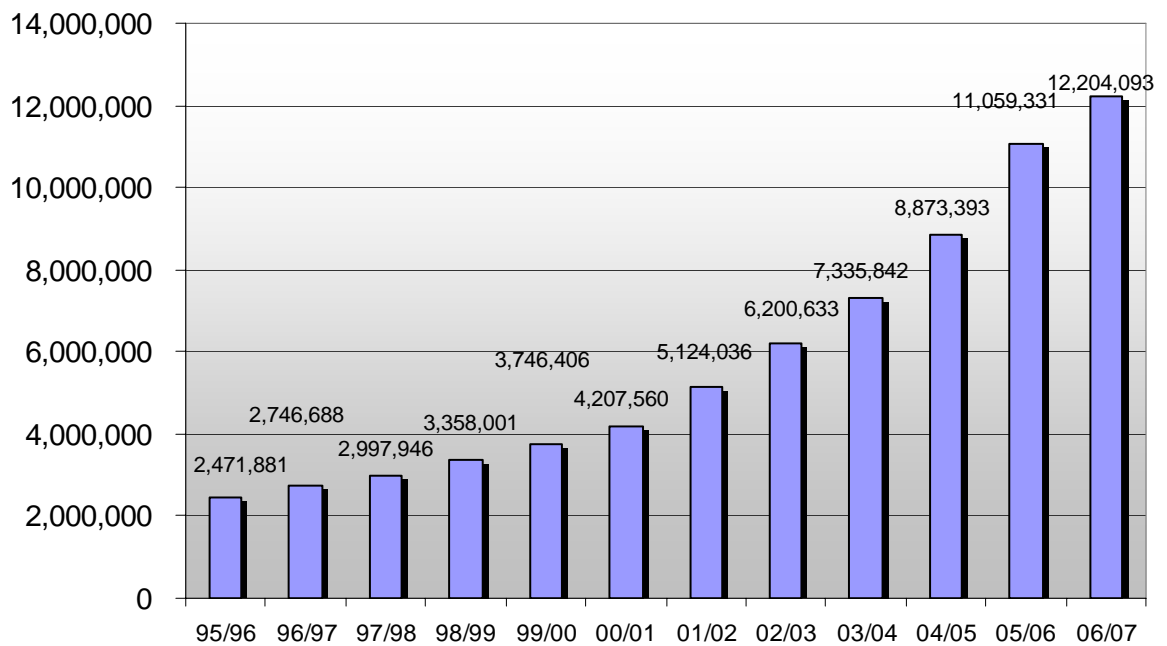
Thomas Warren (1994)

*Paramedic

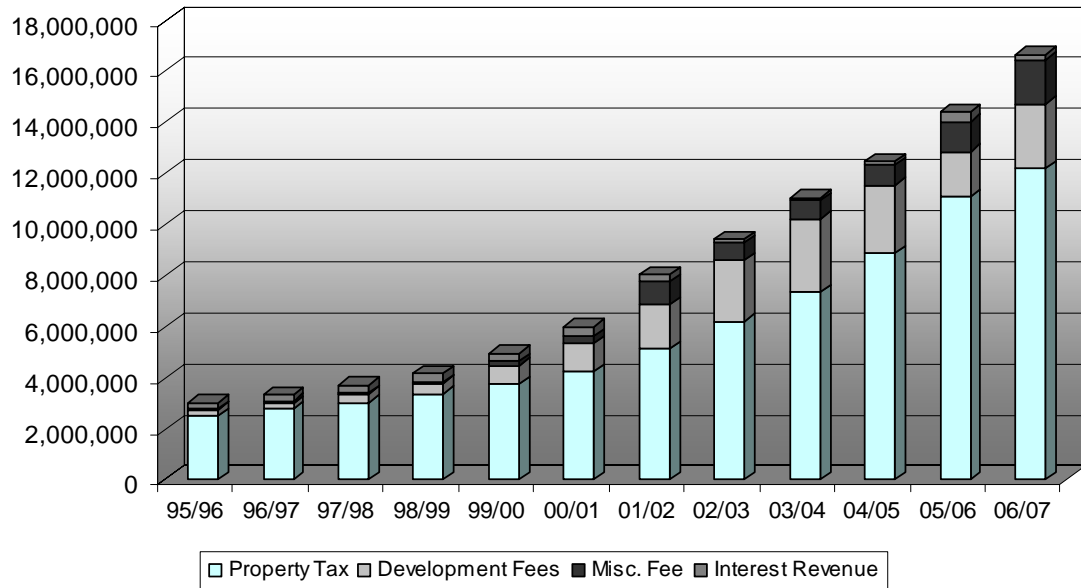
District Assessed Value



Property Tax Revenue

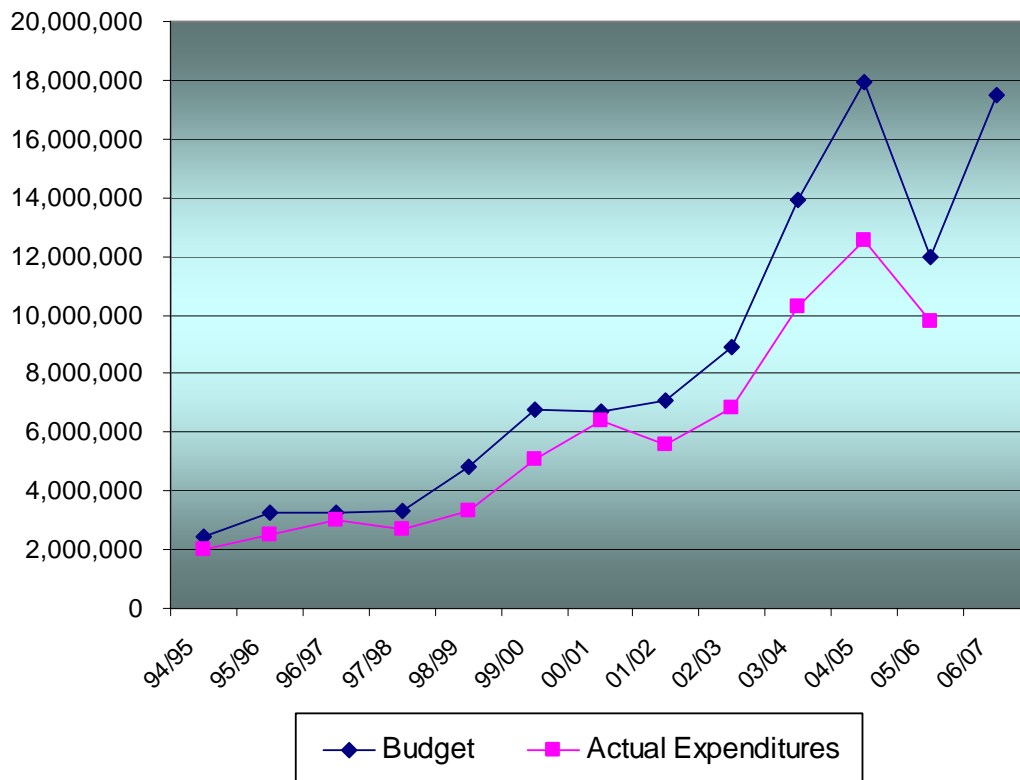


Annual Revenue



(Note 06/07 is budgeted, not actual)

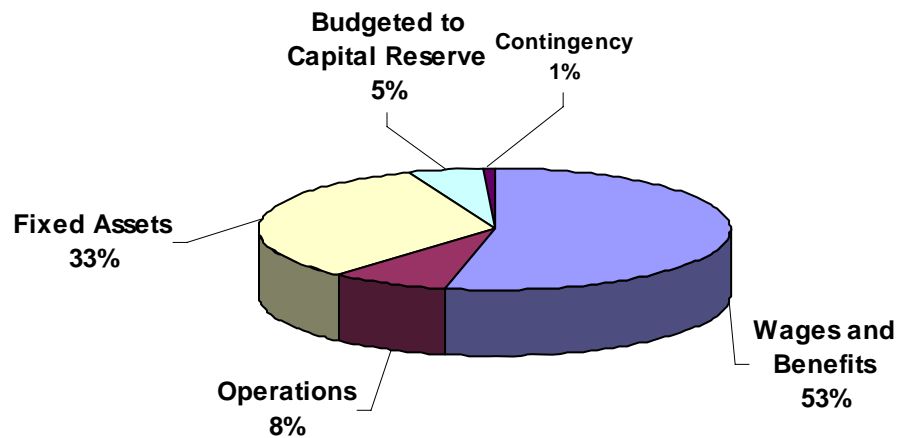
Annual Budgets



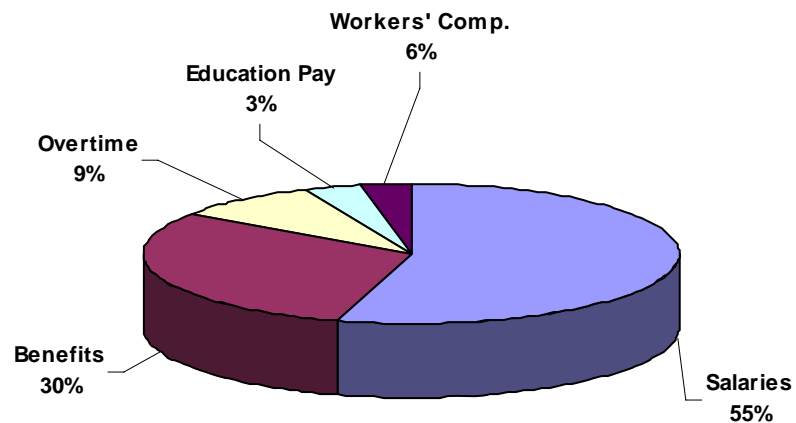
2006/2007 Budget Analysis

Total Budget - \$17,661,976

Total Budget

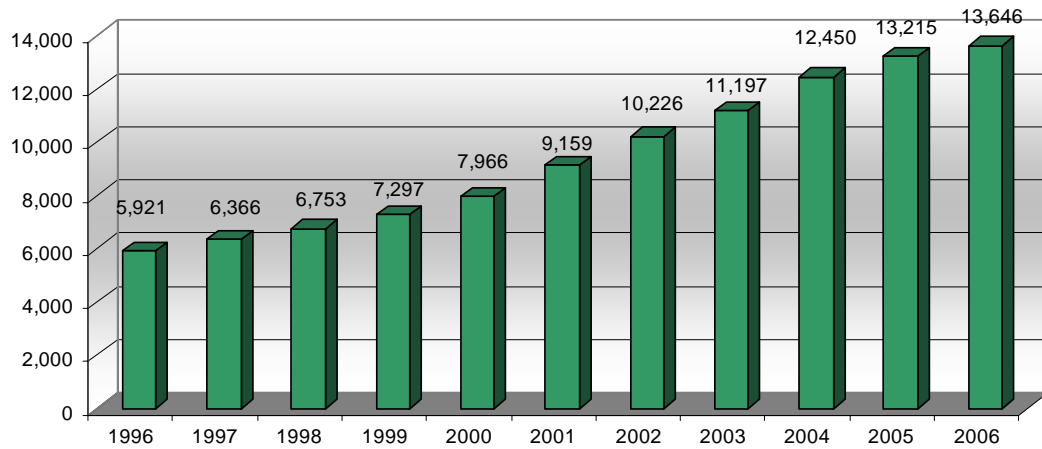


Wages and Benefits

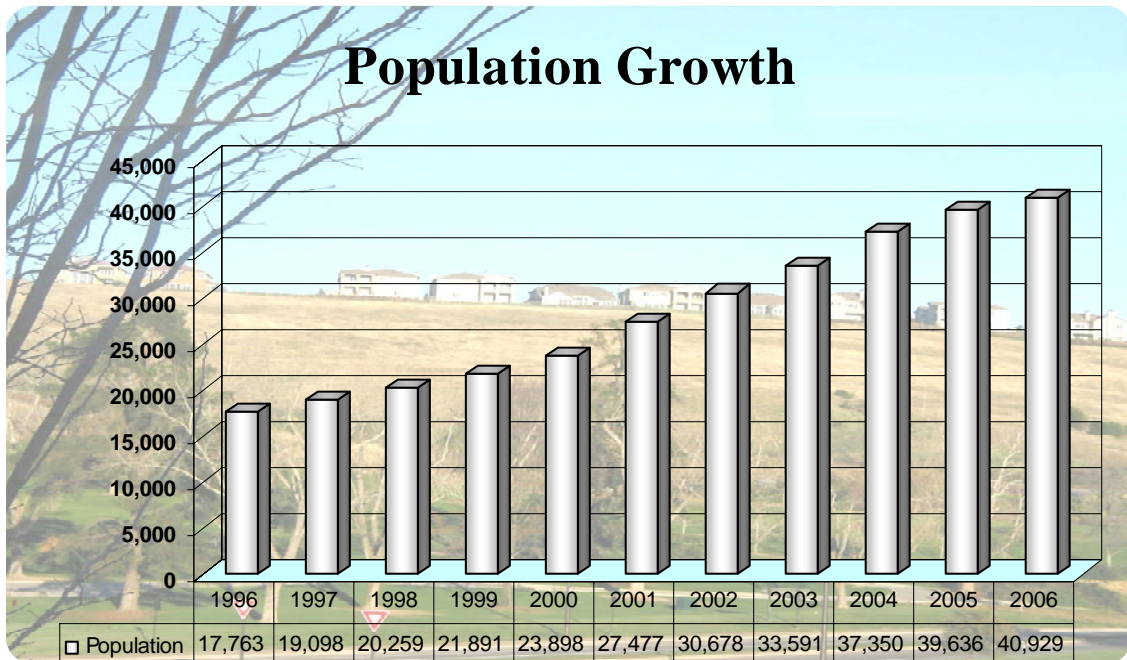


Residential Growth

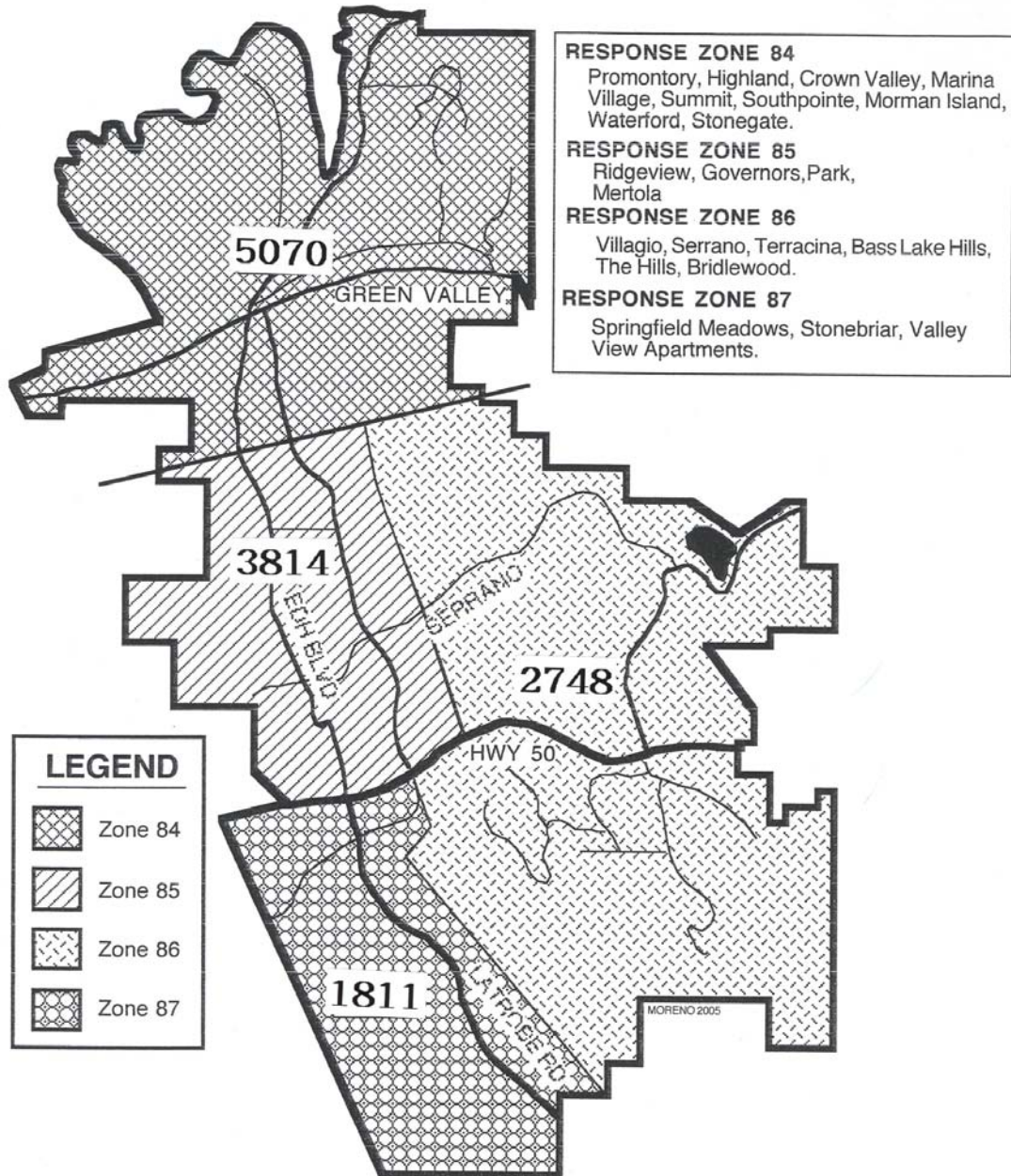
(Housing Units)



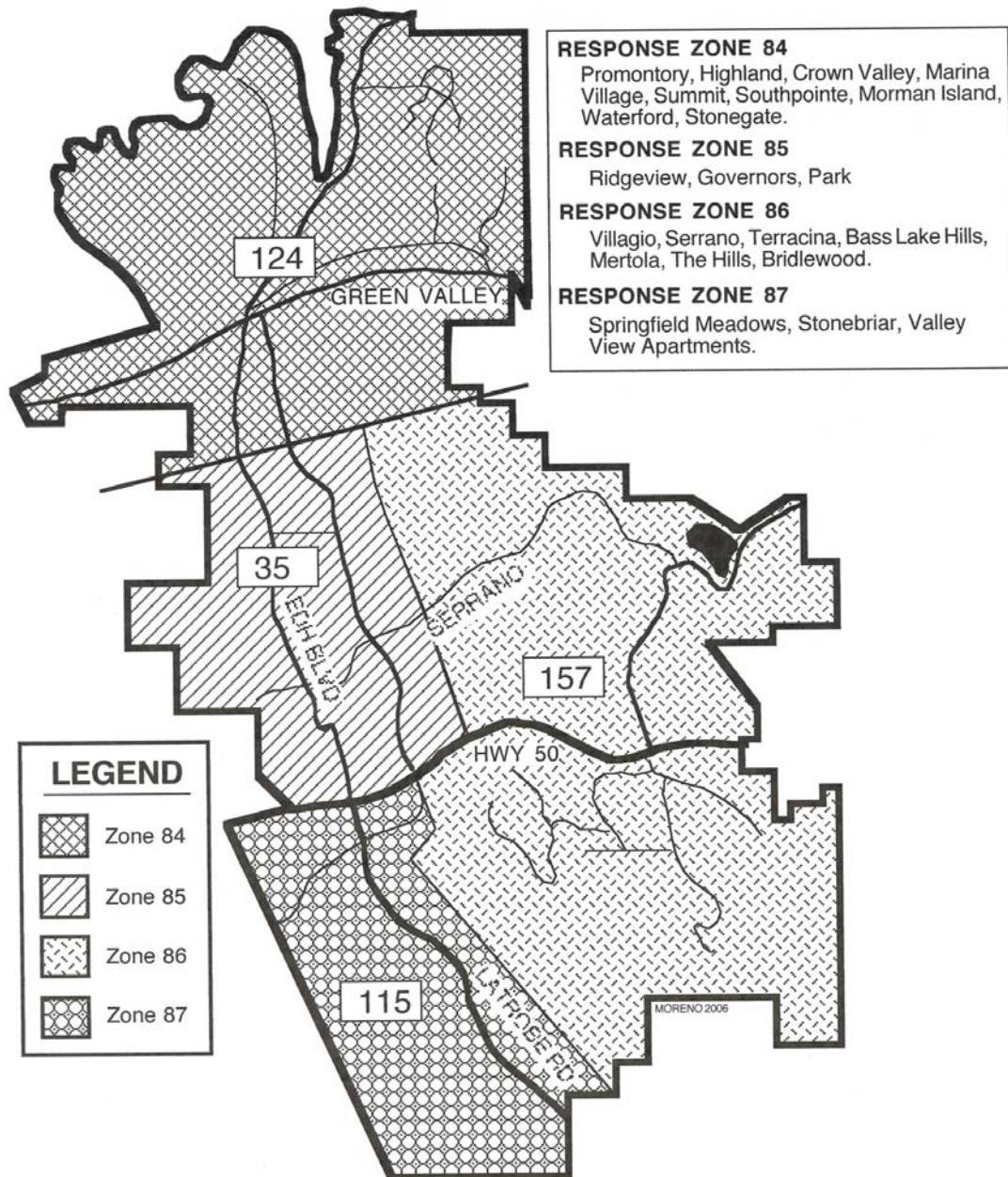
Population Growth



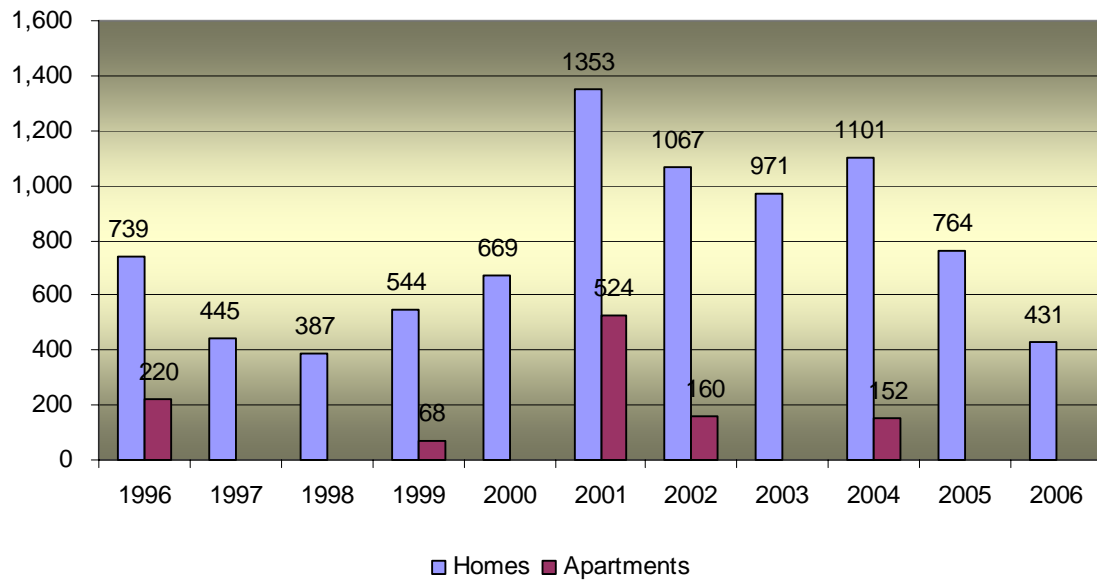
2006 Total Homes by Response Area



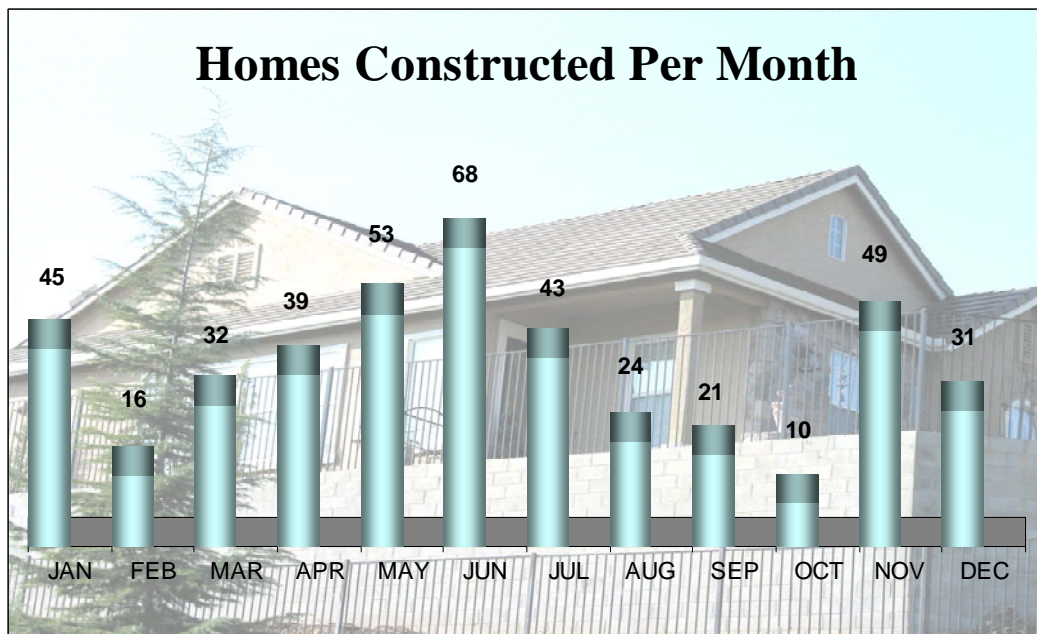
2006 Homes Constructed by Response Area



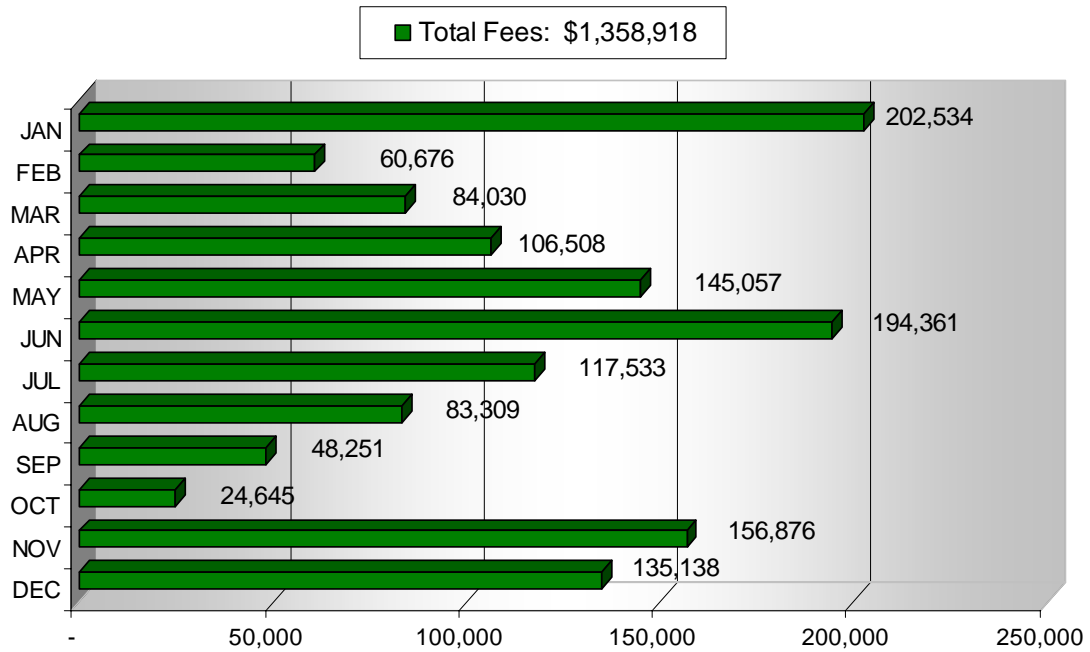
Homes Constructed Per Year



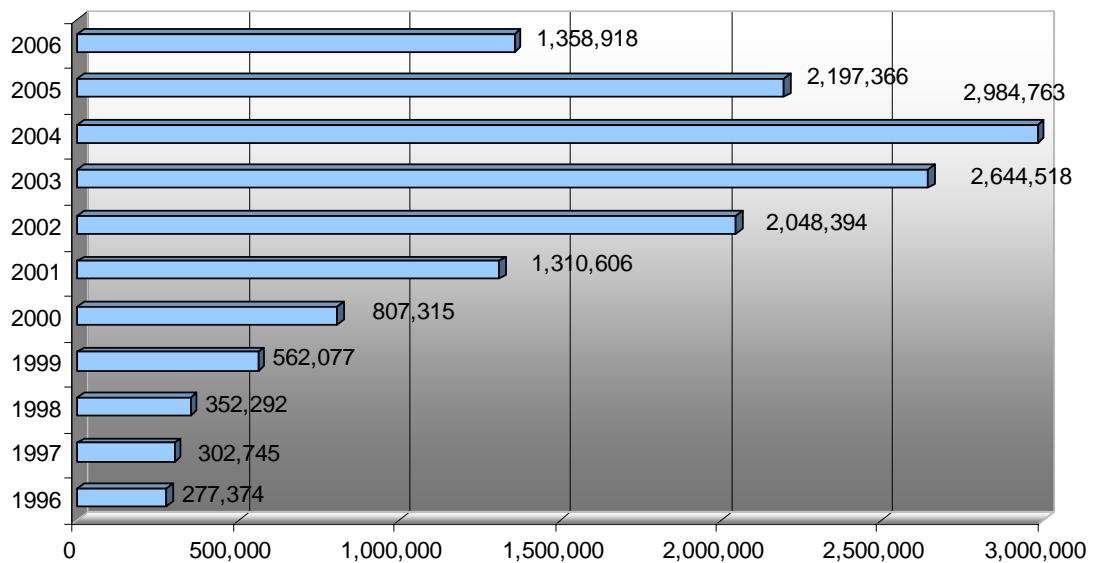
Homes Constructed Per Month



Development Fees Per Month

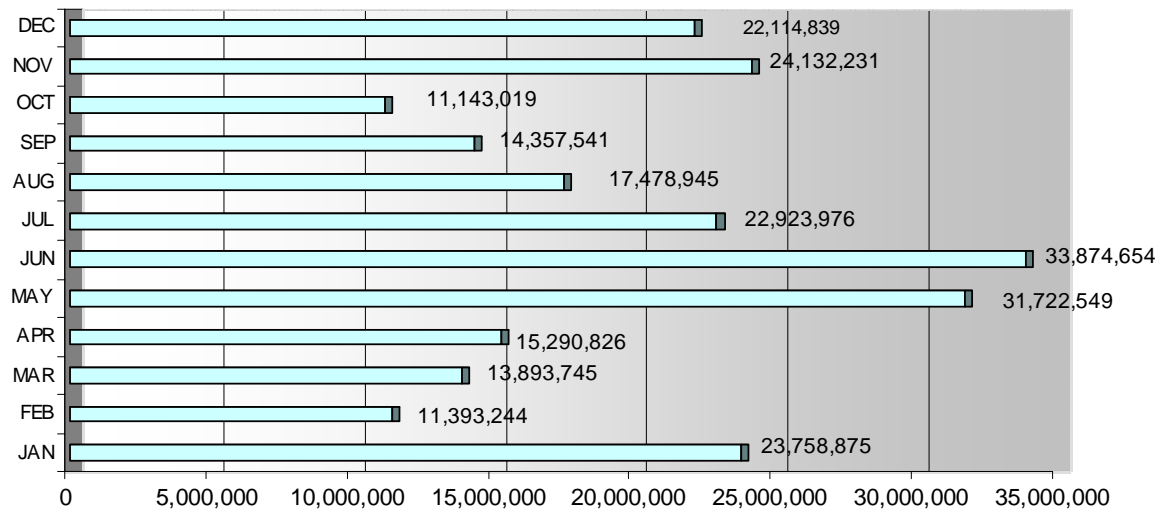


Annual Development Fees



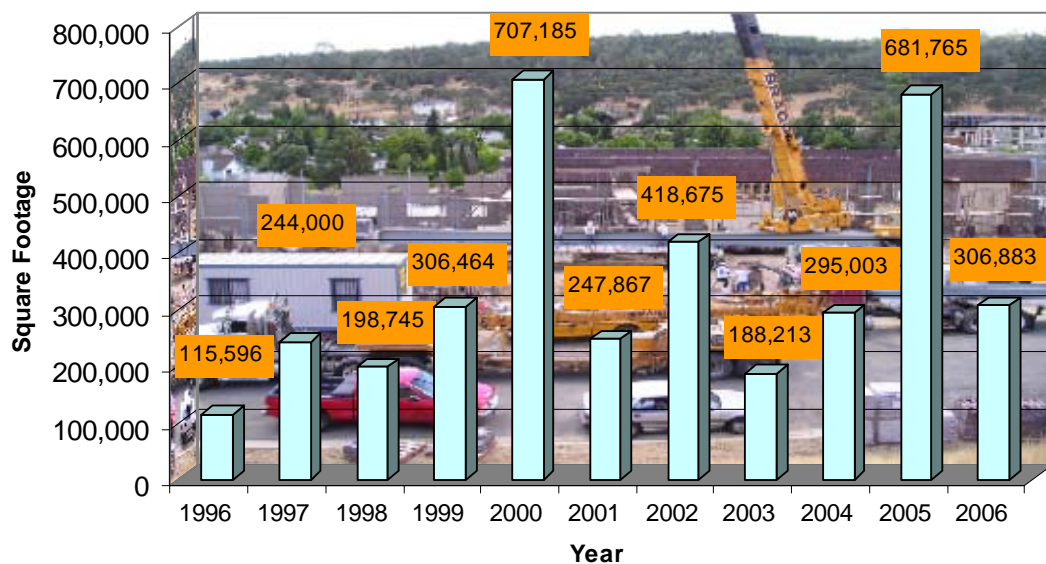
2006 Construction

■ Total Construction: \$242,084,444



Residential/Commercial

Commercial Development



CALLS FOR SERVICE

The year 2006 saw an overall increase of 3.3% in our calls for service to the community of El Dorado Hills and surrounding Automatic Aid areas. Following are the highlights of service calls within the boundaries of our District.

- General Medical Aids – increased by approximately 3%
- Auto Accidents – decreased by approximately 5%.
- Overall Customer Service Calls – decreased by 21.5%.
- Calls outside our Fire District (Automatic Aids) – increased 11%.
- Fires in Buildings/Structure Fires – decreased by 60%.
- Grass/Brush Fires – decreased by 3.8%.

Weekdays and Saturdays continue to be our busiest days, particularly between the hours of 8AM and 8PM. Increased growth, and its resulting traffic flows, accounts for higher levels of responses in specific areas. Both response areas 87 and 86A increased. This was due in part to 86A's boundary moving to the west when Serrano Parkway extended to Bass Lake Road.

Our volunteers' responses per alarm increased during 2006. All three time response periods increased. This was most likely due to multiple FF/Paramedic-Volunteer internships that were accomplished in 2006.

Overall responses increased by 3%, we anticipate this trend to continue. The growth increase in the District and the JPA's adjustment to the medic unit utilization indicates that the call load will continue to increase in future years.



Brian K. Veerkamp
Deputy Chief

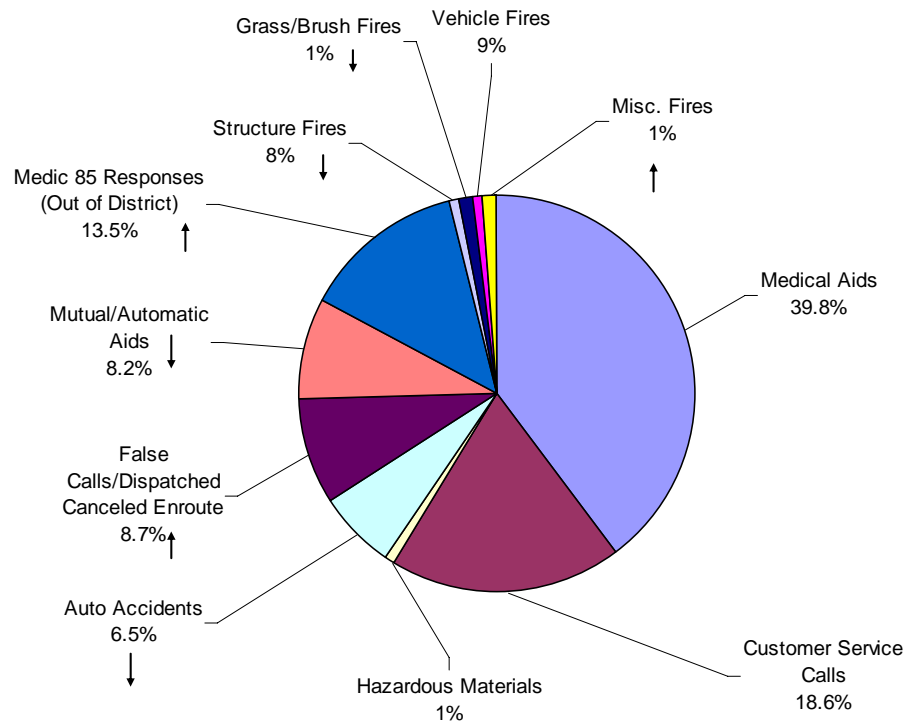
Alarm Statistics

Medical Aids		Mutual/Automatic Aids	198
General Medical Aids	620	(Out of District)	
Injury from Falls	120		
Heart Attacks	152	False Calls/Dispatched	209
Respiratory Problems	73	Canceled enroute	
Auto Accidents	156		
Total Medical Aids	1121	TOTAL ALARMS	2427
Medic 85 Responses	328		
(Out of District)			
Fires			
Structure Fires	14		
Fire in Building	3		
Chimney Fires	1		
Total Structure Fires	17		
Grass/Brush Fires	26		
Vehicle Fires	22		
Miscellaneous Fires	26		
Special Duties			
Snakes	201		
Legal/illegal Burns	18		
Lockouts	35		
Hazardous Materials	24		
Smoke Investigation	29		
Public Assist	119		
Water Incidents	10		
CO2 Detector Activation	5		
Miscellaneous	39		

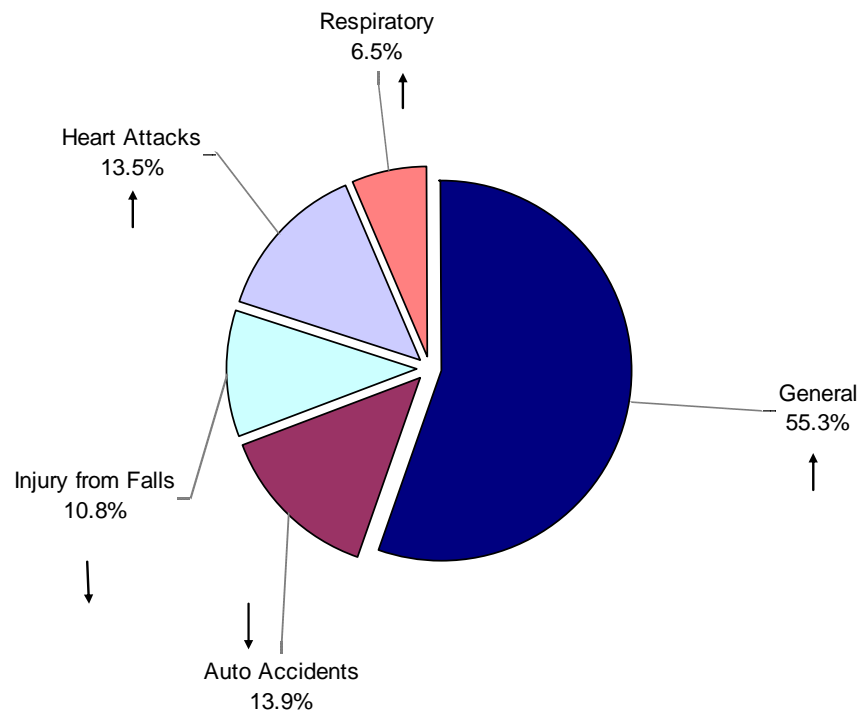


TOTAL CUSTOMER SERVICE CALLS 456

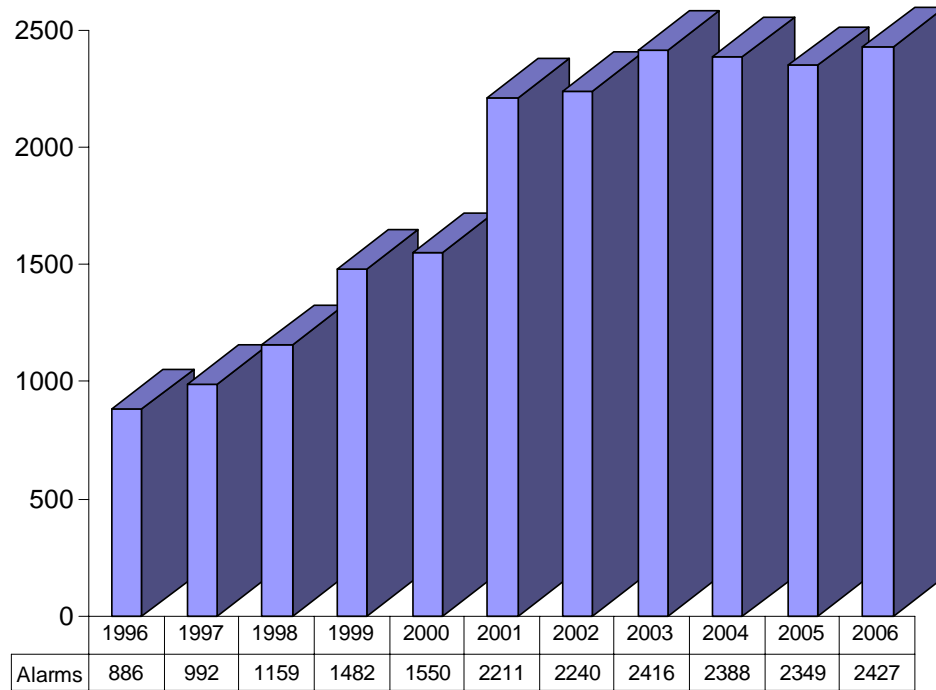
Percentage of Alarms



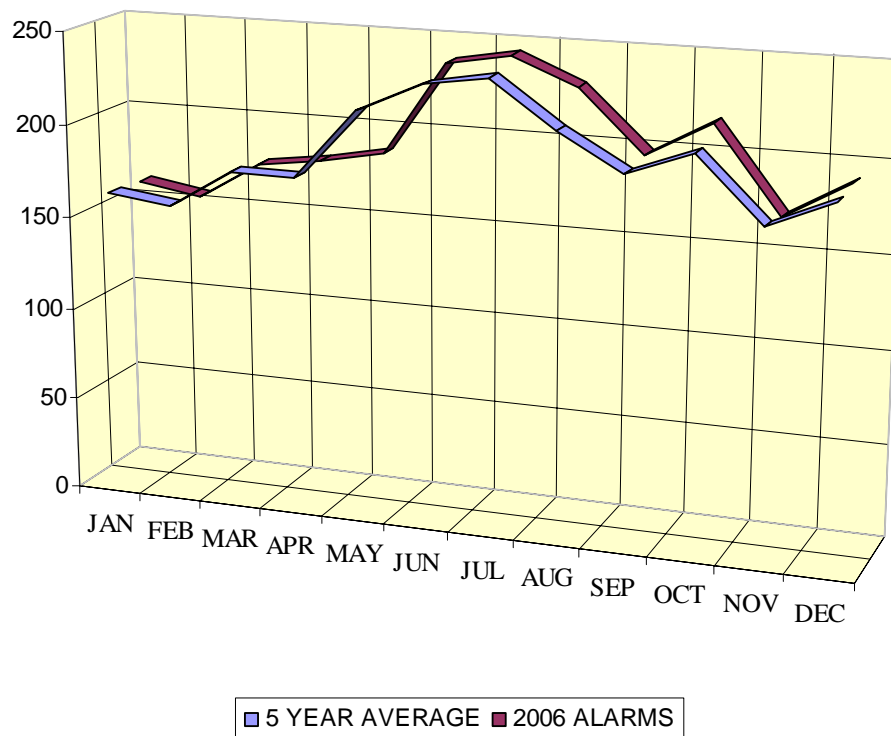
Medical Aid Alarms



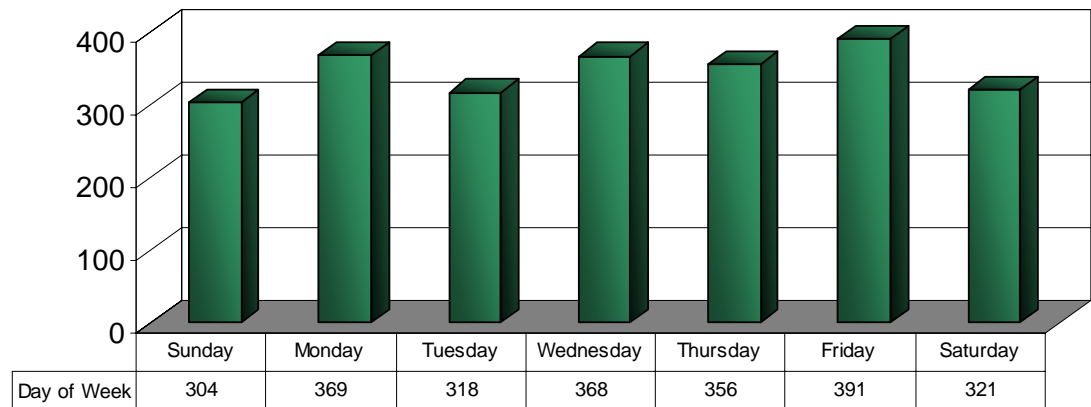
Alarms Per Year



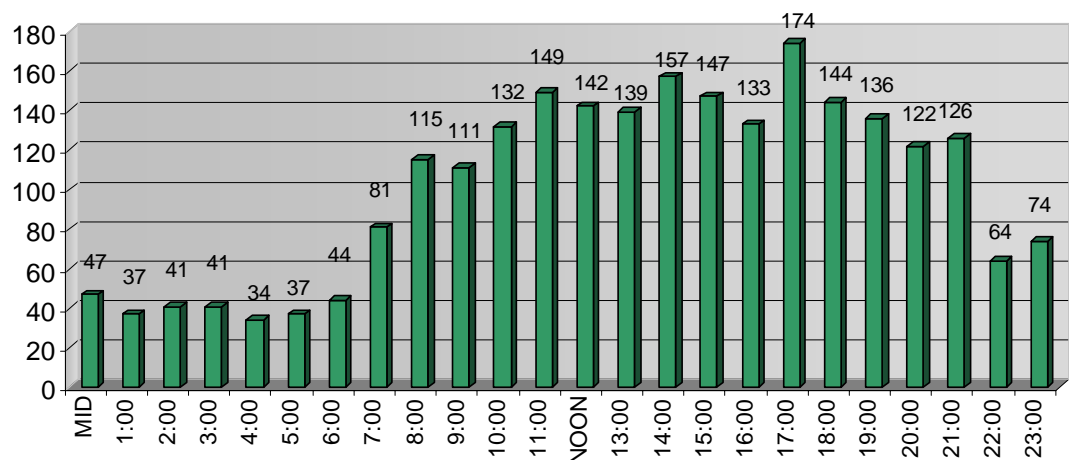
Alarms Per Month



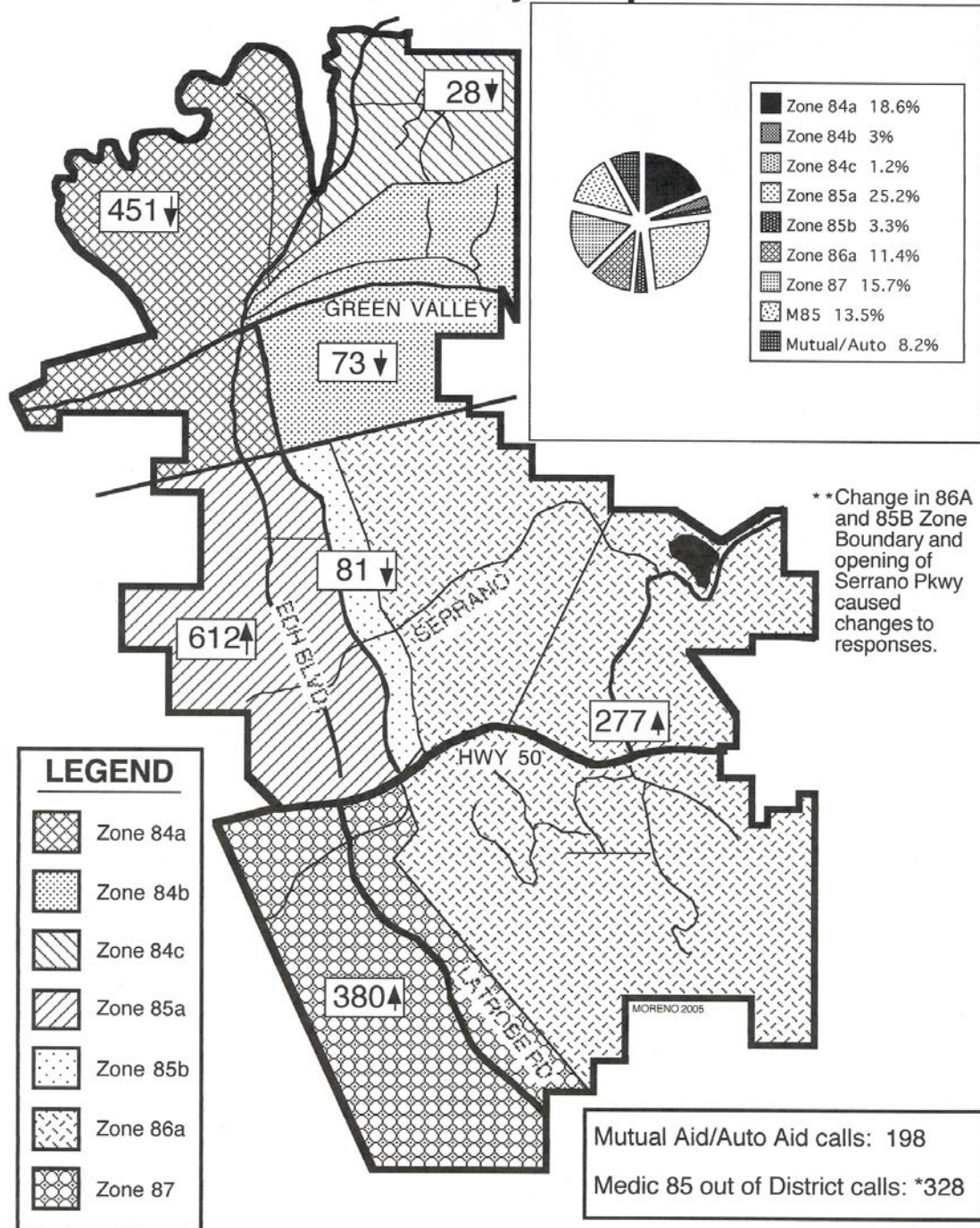
Alarms Per Day



Responses by Time of Day

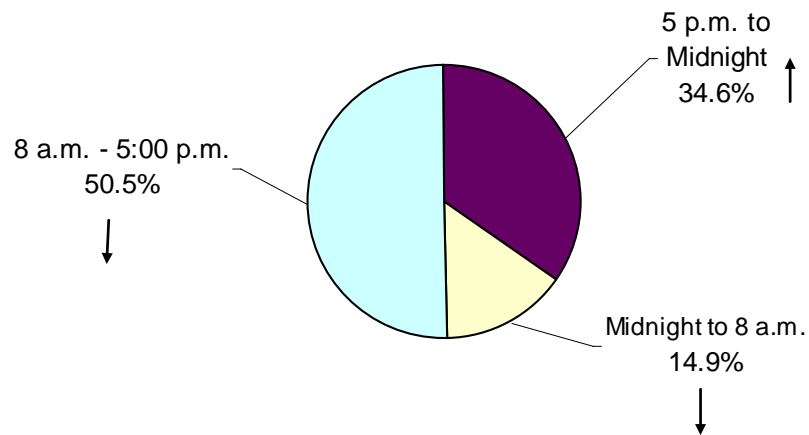


2006 Incidents by Response Zone

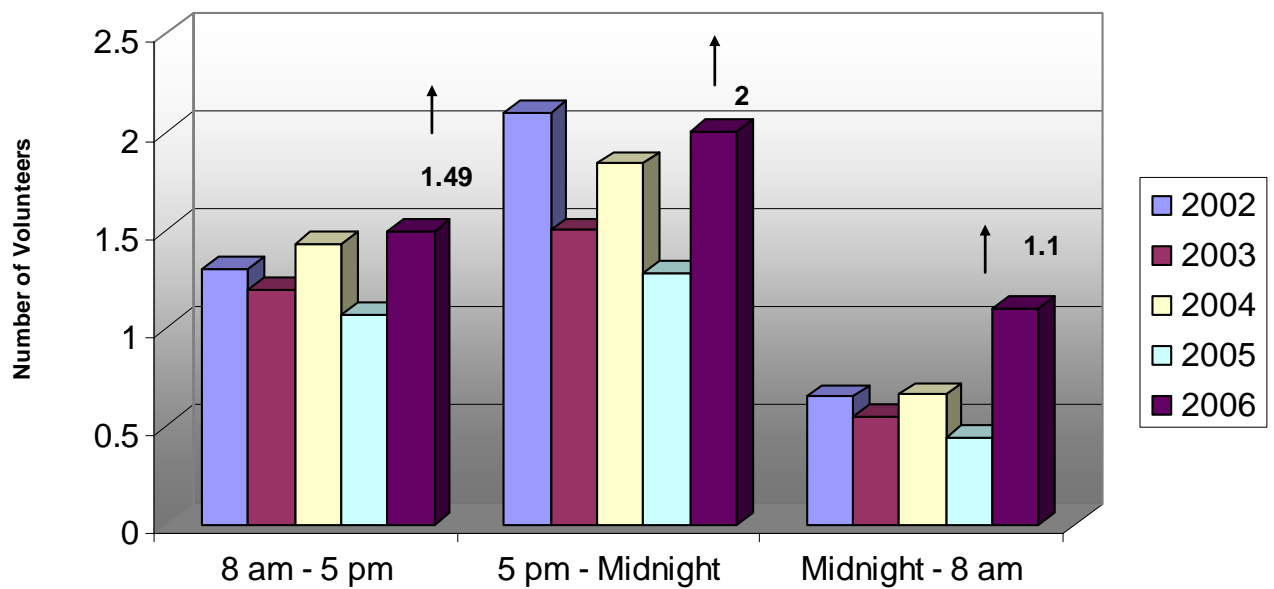


*Includes cancelled enroute, auto, mutual aids

Times Alarms Occur



Average Volunteer Responses Per Alarm



Volunteer Alarm Responses

NAME	JAN-JUN	JUL-DEC	TOTAL
Ackerman, Mark	41	62	103
Ackerman, Pierce	61	84	145
Anderson, Nick	45	30	75
Baughman, Greg	13	37	50
Benke, David	64	14	78
Boeker, Bobby	30	33	63
Bohatch, Kevin	4	0	4
Botkin, Joseph	0	9	9
Cummins, Jeff	29	21	50
Currie, Jason	24	29	53
Daly, Brian	2	70	72
Durante, Greg	61	80	141
Genovese, Jeff	1	0	1
Eynck, Brandon	13	37	50
Hart, Dustin	25	2	26
Hillel, Neil	33	35	68
Hum, Allen	31	4	35
Jackson, Mark	23	0	23
Knight, John	25	42	67
Komulain, Eric	16	28	44
Laundry, Christopher	86	126	212
Maquire, Travis	49	1	50
Martin, Stephan	13	0	13
McFarlin, Darin	17	0	17
McCarthy, Matt	7	6	13
Motta, Jordan	24	36	60
Phillips, Adam	34	37	71
Potts, Dustin	11	0	11
Rodriguez, Richard	6	1	7
Rogers, Chris	24	35	59
Roppolo, Mike	93	137	230
Schureman, John	131	10	141
Schwartz, Addam	14	11	25

Total Volunteer Responses (continued)

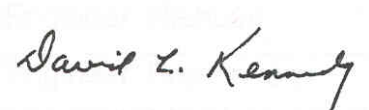
Sommercamp, James	88	83	171
Thalhamer, Todd	10	53	63
Torres, Dennis	83	60	143
Vail, Scott	57	52	109
Vickers, Josh	38	20	58
Ward, Dave	3	0	3
Warren, Tom	53	43	96
Webb, Darrin	167	52	219
Wilkey, Brian	32	23	55
Zarback, Thomas	229	38	267
TOTAL RESPONSES	1830	1484	3314

TRAINING AND EMERGENCY SERVICES

The Training and Emergency Medical Services Division experienced another successful year in 2006. With classes held both on site and off site, the Department provided staff with the development and training they identified as needed and/or desired. We continue to interface with local community colleges to develop as a regional training provider. Highlights of the year include the following:

- Successfully worked with the Los Rios Community College District to provide college level courses at the El Dorado Hills Fire Department.
- Developed and implemented curriculum for the Folsom Lake College Fire Technology Department. Over a dozen classes have been developed to be taught in El Dorado County and at the El Dorado Hills Fire Department.
- Initiated and supported Fire Officer and Chief Officer courses taught at our facility.
- Selected to participate at the State Level in the evaluation and change of State Fire Marshal curriculum and Firefighter I/II certification requirements.
- Trained and certified all career (non-officer) personnel at the Sacramento Emergency Vehicle Operations Course. Battalion Chief O'Camb became certified as an EVOC Instructor.
- Emphasized throughout the year the internal development of our personnel with classes and seminars in Internal Customer Service, Internal Leadership, Harassment, and Ethics Training.
- Achieved the goal of the Training Division to provide Promotional Testing Training through our Assessment Center, Fire Simulation, Fire Ground Simulation and Career Development Training.
- Assisted Volunteer Personnel to develop as Paramedics by providing internships, ride alongs and training. Even though most of our new Paramedics paid their own way to school, El Dorado Hills Fire continues to maintain three slots in the Paramedic Program at American River College.
- Provided the opportunity for staff to attend classes, workshops, and conferences to enhance their training and in order to facilitate our growth as an organization.

While our Department continues to provide regional programs and training to many departments and agencies throughout Northern California, the most important customers we have are, and continue to be, our own career and volunteer personnel. The rewards of this training are transferred to our community in the form of constantly higher levels of emergency response and service.



David L. Kennedy
Division Chief
Training & EMS

PAID TRAINING SUMMARY

TOTAL PAID DRILL MANHOURS	19,516.00
TOTAL MANHOURS AT VOLUNTEER DRILLS	10,903
TOTAL MANHOURS IN TRAINING	30,419

Name	Training Hours	Name	Training Hours
* * Chief Fry	265	P Engineer Ferlini	476
** Deputy Chief Veerkamp	320	P F.F. Ali	294
** Division Chief Russell	236	P F.F. Beckett	529
** Division Chief Kennedy	556	P F.F. Brady	529
** B/C O'Camb	339	P F.F. Burvant	227
** B/C Planje	468	P F.F. Cowles	721
** B/C Piper	229	P F.F. Davidson	277
** Captain Ballenger	389	P F.F. Toy	579
** Captain Jankowski	212	P F.F. Gygax	442
** Captain Maranville	380	P F.F. Hemstalk	442
** Captain Moreno	222	P F.F. LeBlanc	235
** Captain Niehues	388	P F.F. Owens	502
** Captain Hasemeier	327	P F.F. Minnich	325
P Captain Roberts	370	P F.F. Stiern	335
P Captain Merino	379	P F.F. Wesson	302
P Captain Wilson	582	P F.F. Bailey	254
P Captain Bresnahan	450	P F.F. Eckhardt	529
** Engineer DiMuccio	245	P F.F. Inzerillo	376
** Engineer Enos	329	P. F.F. Lovinger	323
** Engineer Logan	206	P. F.F. Ferry	698
P Engineer Anselmo	372	P. F.F. Belleci	449
** Engineer Storz	398	P. F.F. Couch	725
P Engineer Karnow	459	P. F.F. Nelson	263
P Engineer Johnston	723	P. F.F. Warren	361
P Engineer Zellhoefer	586		

**Emergency Medical Technician

P Paramedic

Paid Special Training Classes

CLASS	HOURS	PERSONNEL ATTENDING
Gordon Graham – Ethics	360	Entire Department & Directors
Internal Customer Service	440	Entire Department
Internal Leadership Training	180	Entire Department
Fire Simulation Training	556	Entire Department
Assessment Center Training	120	Entire Department
Career Development Workshop	400	Entire Department
Regional EVOC Training	576	Entire Department
Sac City High Rise Drill	270	Entire Department
Folsom MCI Drill	120	Entire Department
Harassment Training	240	Entire Department

Volunteer Training Classes

CLASS	HOURS
EMS/Paramedic	2,804
EDCTO's Academy	980
Volunteer Ride-A-Long	4,280

* * * * *

Total Volunteer Drills	24
Total Volunteer Drill Hours	10,903

Perfect Drill Attendance

<u>NAME</u>	<u>YEAR</u>
DENNIS FERGUSON	1974
CHUCK DODD	1975
JIM LANGE	1976
CHUCK DODD	1976
CHUCK DODD	1977
ROB BURNS	1978
CHUCK DODD	1979
CHUCK DODD	1980
BOB WRIGHT	1982
RICHARD MASON	1982
ROBERT CIMA	1982
BOB WRIGHT	1982
CHUCK DODD	1982
CHUCK DODD	1983
JEFF GENOVESE	1989
DAVE ROBERTS	1992
KEN DEUEL	1993
CHRIS ANDRUS	1994
TOM WARREN	1996
JOHN KNIGHT	1997
CHRIS ROGERS	1997
CHRIS ROGERS	1999
DENNIS TORRES	2000
CHRIS ROGERS	2004
THOMAS ZARBACK	2005
CHRIS ROGERS	2005
DENNIS TORRES	2006

Volunteer Personnel Information

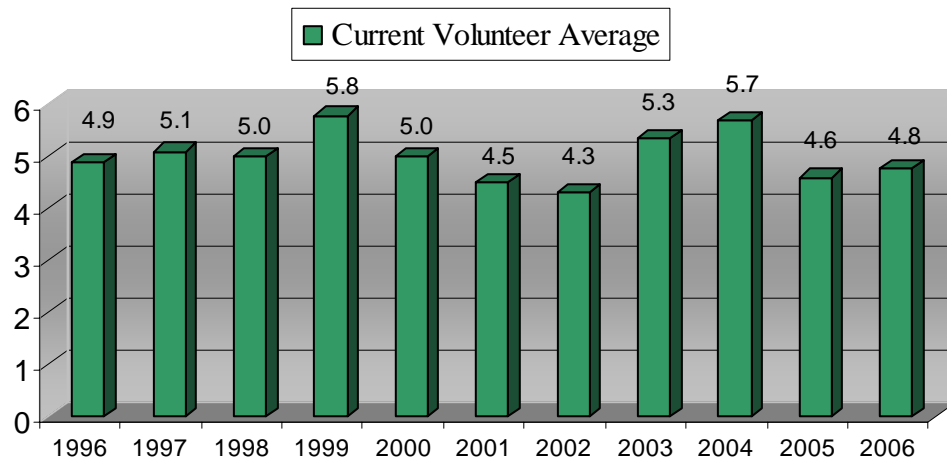
NAME	RANK	YEARS	TOTAL RESPONSES
*Durante, Greg	Lieutenant	21	2,275
+Hillel, Neil	Lieutenant	21	2,610
*Roppolo, Mike	Lieutenant	13	2,955
+Knight, John	Lieutenant	13	2,792
+Thalhamer, Todd	Lieutenant	9	712
*Ackerman, Mark	Lieutenant	5	605
*Rogers, Chris	Engineer	14	877
*Torres, Dennis	Engineer	8	803
*Hum, Allen	Firefighter	8	695
*Currie, Jason	Firefighter	7	238
*Vail, Scott	Firefighter	6	960
P Motta, Jordan	Firefighter	5	355
*Schureman, John	Firefighter	5	599
*Webb, Darin	Firefighter	5	655
P Ackerman, Pierce	Firefighter	4	387
P Cummins, Jeffrey	Firefighter	4	122
P Komulainen, Eric	Firefighter	4	210
*Boeker, Bobby	Firefighter	3	223
*Phillips, Adam	Firefighter	3	220
*Vickers, Josh	Firefighter	3	139
P Ward, Dave	Firefighter	3	139
P Zarback, Thomas	Firefighter	3	417
Warren, Tom	Firefighter	14	2249
*Anderson, Nick	Firefighter	2	159
*Baughman, Greg	Firefighter	2	76
P Bohatch, Kevin	Firefighter	2	58
*Hart, Dustin	Firefighter	2	94
*Jackson, Mark	Firefighter	2	50
*Landry, Christopher	Firefighter	2	284
*Maquire, Travis	Firefighter	2	106
*McFarlin, Darin	Firefighter	2	70
*Potts, Dustin	Firefighter	2	60
*Sommercamp, James	Firefighter	2	227
*Wilkey, Brian	Firefighter	2	101
*Benke, Dustin	Firefighter	1	78
*Botkin, Joseph	Firefighter	1	9
*Cornellius, Dan	Firefighter	1	34
*Daly, Brian	Firefighter	1	72
*Eynk, Brandon	Firefighter	1	50
*Kenny, Scott	Firefighter	1	13
*Martin, Stephan	Firefighter	1	13
*McCarthy, Matt	Firefighter	1	13
*Rodriguez, Rich	Firefighter	1	7
*Sand, Erik	Firefighter	1	17
*Schwartz, Addam	Firefighter	1	25

P Paramedic

* Emergency Medical Technician

+ First Responder

Years of Experience



Most Responses Award

1973
DENNIS FERGUSON

1974
CHUCK DODD

1975
CHUCK DODD

1976
CHUCK DODD

1977
CHUCK DODD

1978
CHUCK DODD

1979
CHUCK DODD

1980
BOB WRIGHT

1982
CHUCK DODD

1982
BOB WRIGHT

1983
BOB WRIGHT

1984
BOB WRIGHT

1985
JERRY VANDERPOL

1986
BRIAN PRINZ

1987
JOHN REEVES

1988
NEIL HILLEL

1989
DAVE ROBERTS

1990
NEIL HILLEL

1992
NEIL HILLEL

1992
NEIL HILLEL

1993
SEAN FILBEN

1994
DAVID MERINO

1995
JOHN KNIGHT

1996
JOHN KNIGHT

1997
JOHN KNIGHT

1998
JOHN KNIGHT

1999
JOHN KNIGHT

2000
MIKE ROPPOLO

2002
ANDY ANDREIS

2002
MIKE ROPPOLO

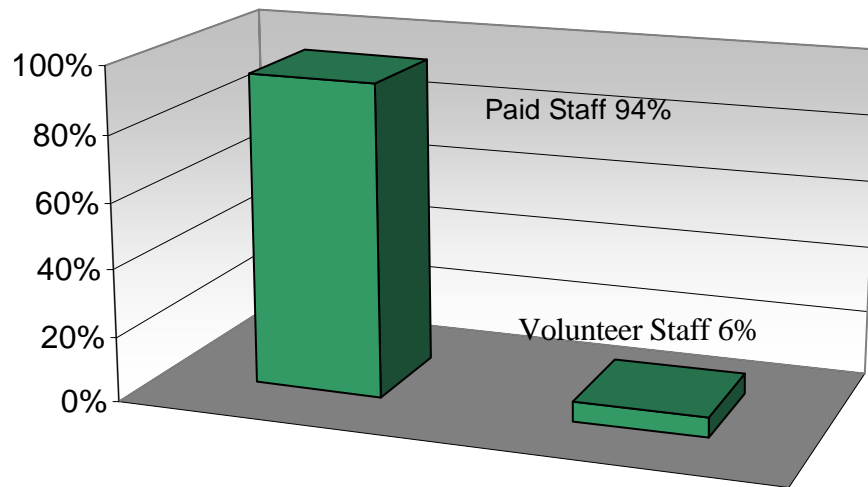
2003
MIKE ROPPOLO

2004
MIKE ROPPOLO

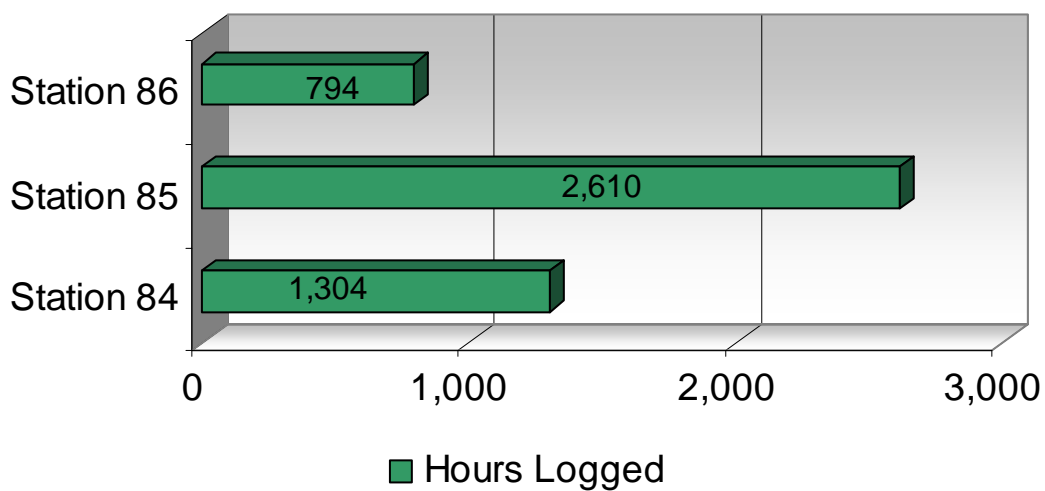
2005
MIKE ROPPOLO

2006
THOMAS ZARBACK

Exercise Equipment Usage



Exercise Time Logged



PREVENTION

As I work on compiling the statistical data for the annual report for the final time, I find myself reflecting on the changes that this Department and community have experienced over the last 23 years that I have been the Fire Marshal.

When I started with this Department in June 1984, it was a small residential community with approximately 3,200 residential homes and 24 commercial buildings. Look at our community 23 years later – 13,463 residential dwellings, 276 commercial buildings with a total square footage of 5,010,262. Wow! What changes we have seen and experienced! And to think about the changes we have not seen or experienced – but have an inkling about – boggles my mind. Detailed below are some of the Prevention highlights for 2006.

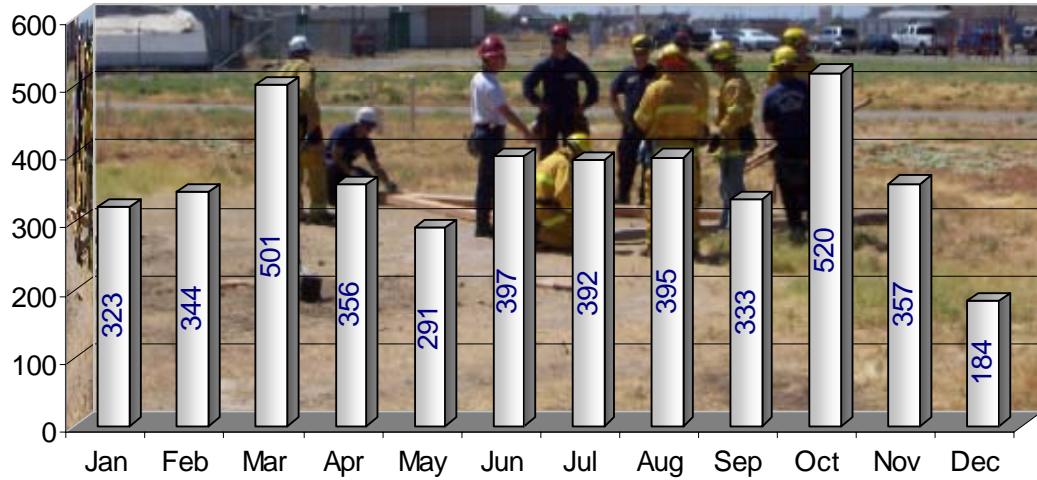
- The Prevention Battalion Chief, Dennis Planje, became more involved with the Operations Division and is now responsible for “A” shift operations.
- Commercial Development district-wide decreased 55% this year from the previous year.
- Average commercial development for the last five years is 366,265 square feet. This year’s development is 83.7% of the five year average.
- The majority of the commercial development shifted back to Town Center this year. The development within Town Center was 43.7% of the total as opposed to 23.1% within the Business Park.
- The total staff hours this year decreased 7.5% from the previous year.
- The Buckle Up Baby inspection program increased 36% from 2006.
- The annual fire loss increased 44.4% over the previous year. A single fire incident in Serrano accounted for approximately 50% of the total loss this year.
- The structures, along with contents (which are included in the annual fire loss statistics), had a total combined value of \$18,543,310. In analyzing the total fire loss (\$2,018,500) versus the total value (\$18,543,310), the Fire Department saved 89.1% of the value of the structures and contents involved in the 2006 annual fire loss statistics.

In closing, I am grateful to Chief Fry and the Administration team for the support and encouragement they have provided over the years. I want to thank each and every paid and volunteer person in this organization for their efforts, determination and dedication in delivering the mission of fire prevention to our customers within this great community.

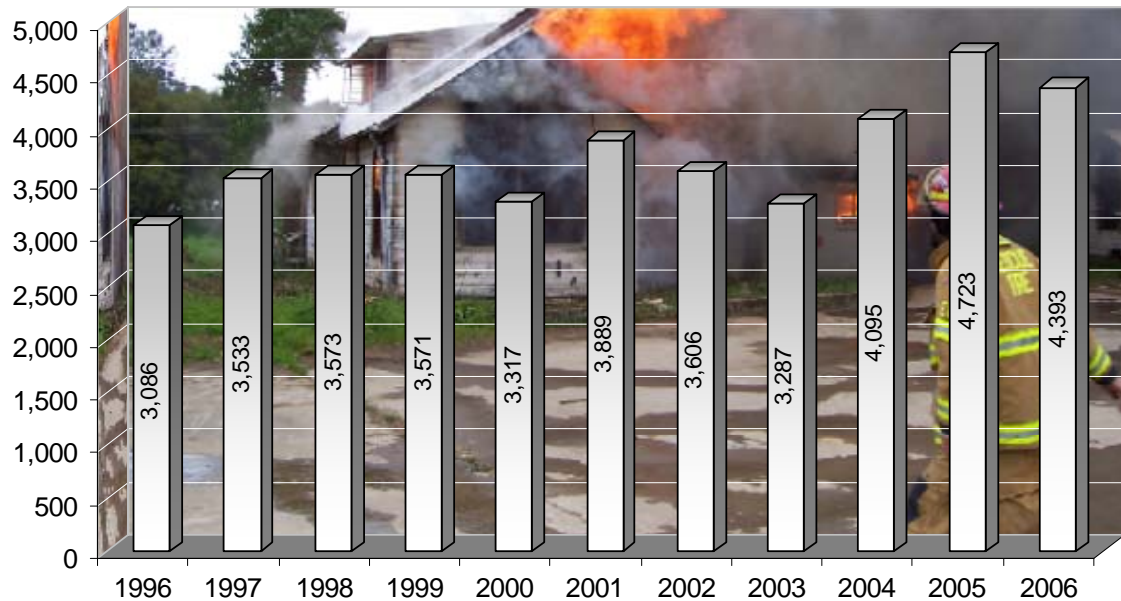


Fred H. Russell
Division Chief

Staff Hours Per Month

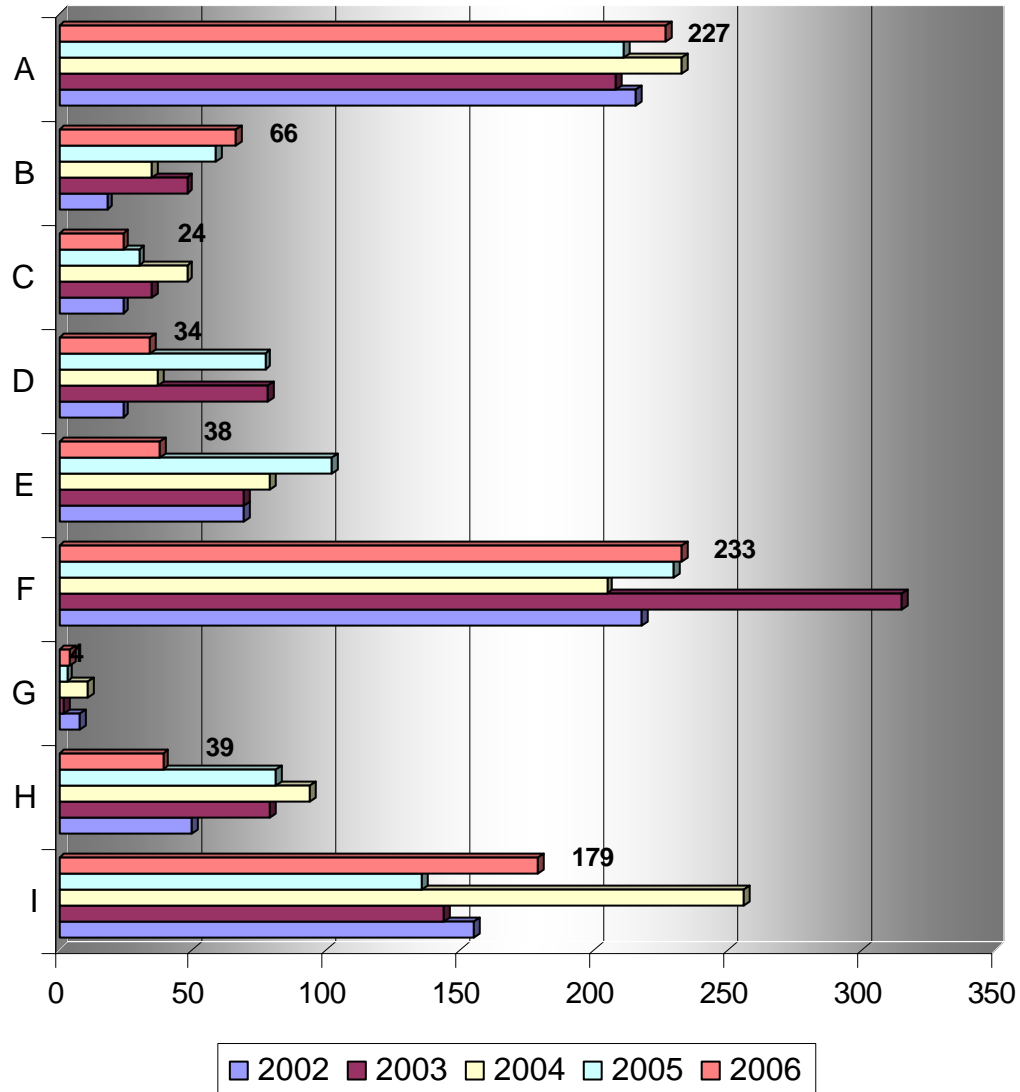


Staff Hours Per Year



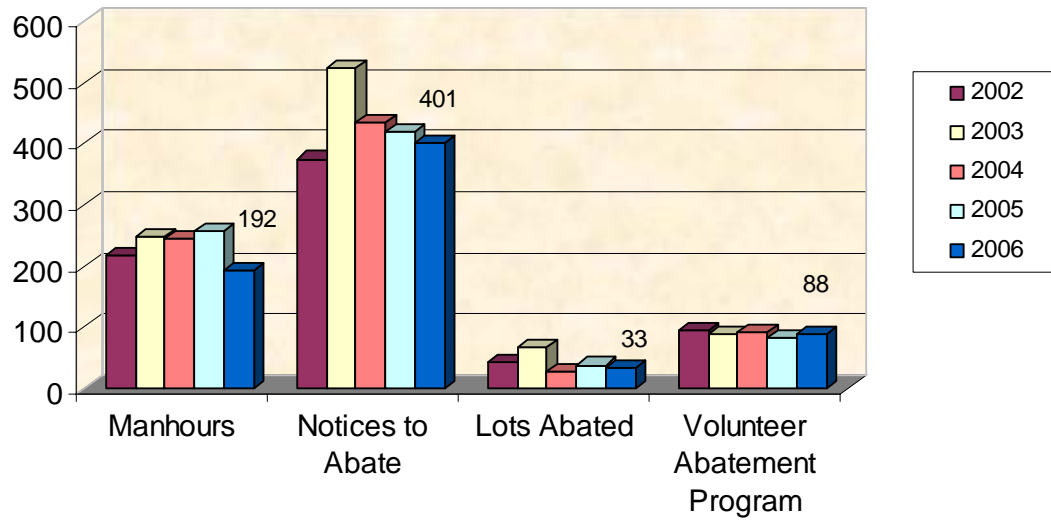
7.5% drop in Prevention hours

Fire Prevention Activities

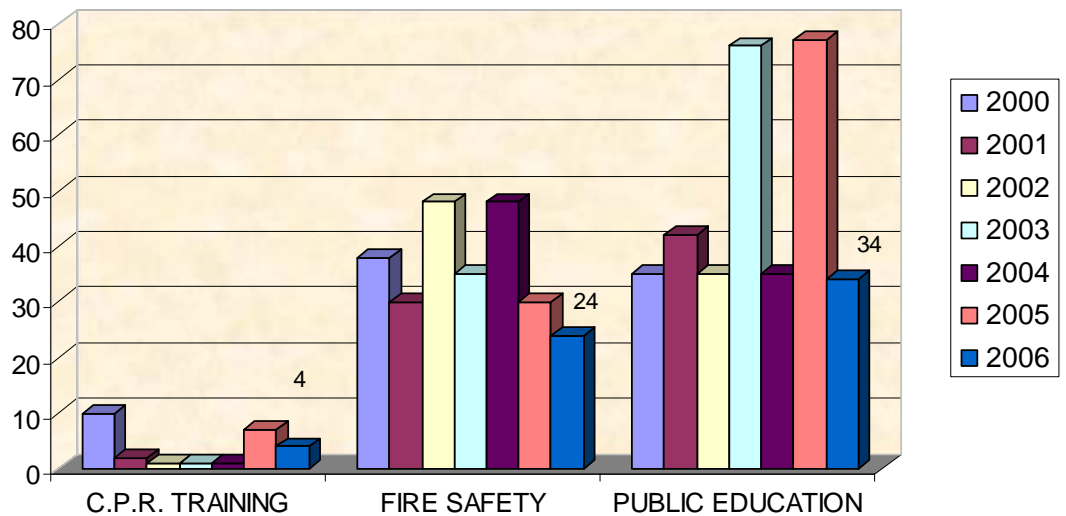


- A PLAN CHECKS - COMMERCIAL
- B PLAN CHECKS - RESIDENTIAL
- C FIRE SAFETY EDUCATION
- D PUBLIC EDUCATION PROGRAMS
- E SCHOOL FIRE DRILLS
- F SPRINKLER SYSTEM INSPECTIONS
- G FIXED PROTECTION SYSTEMS
- H CONSTRUCTION INSPECTIONS
- I CHILD SAFETY SEAT INSPECTIONS

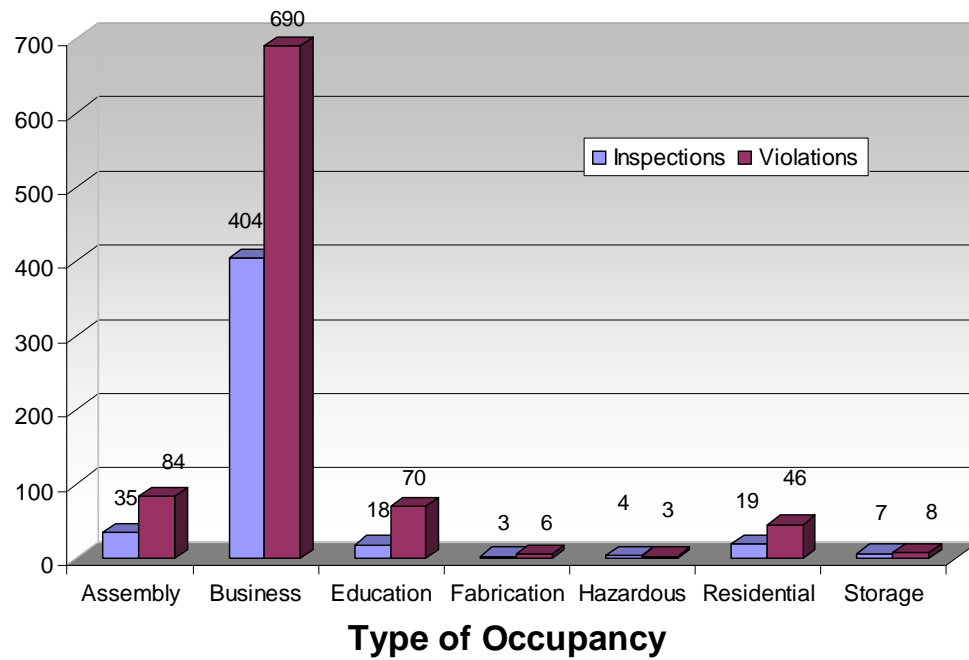
Vacant Lot Program



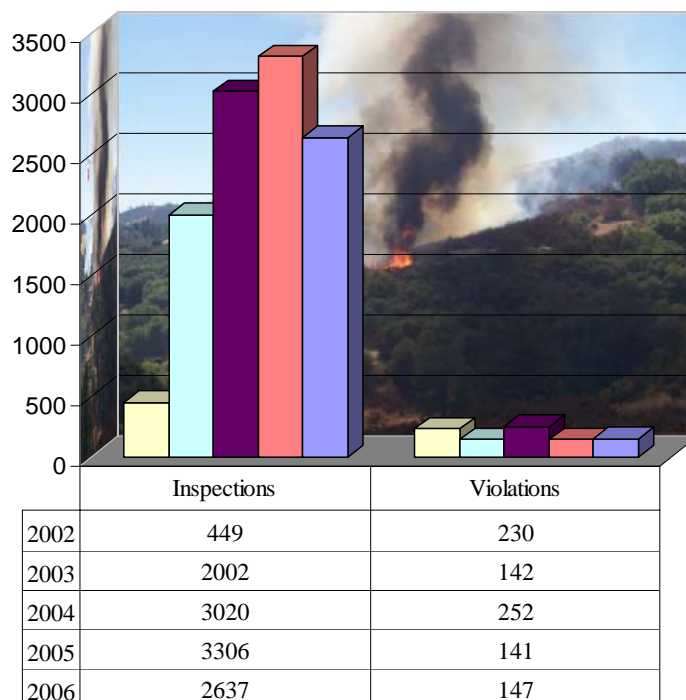
Public Education Programs



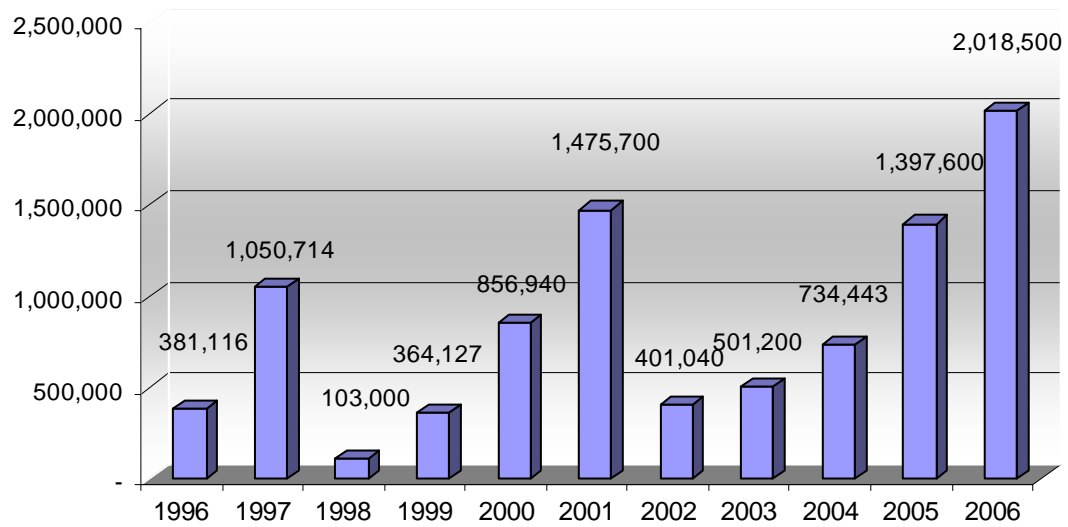
Commercial Inspections



Hazard Reduction Program

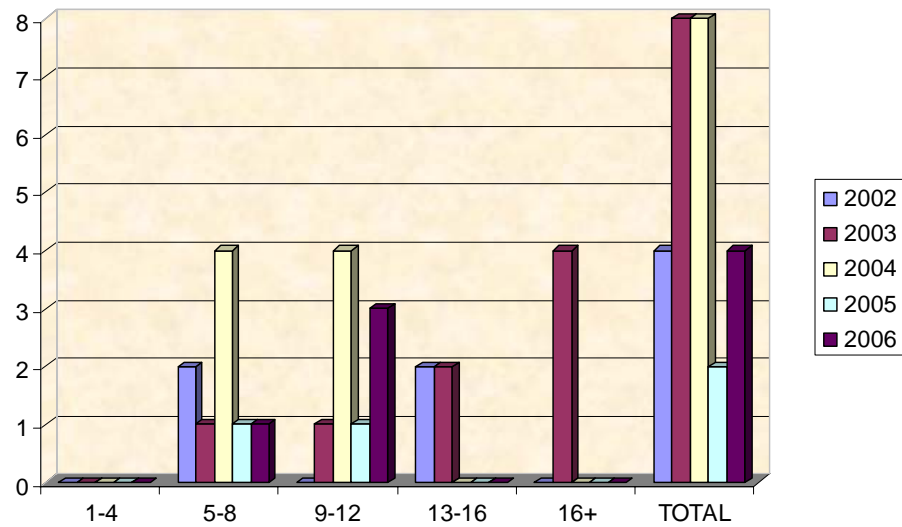


Annual Fire Loss

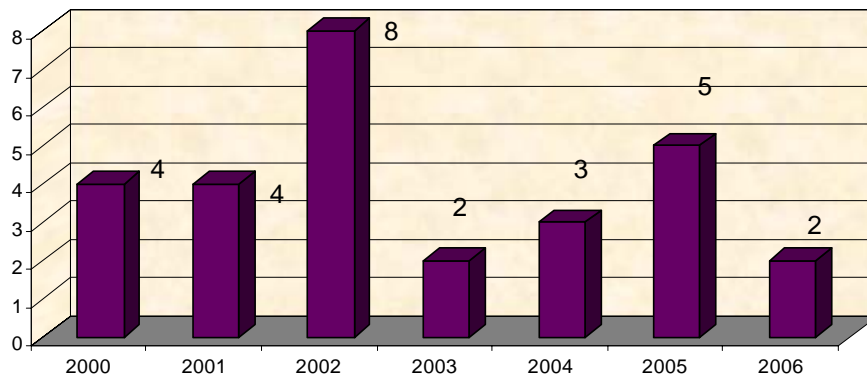


Firesetter Interview Report

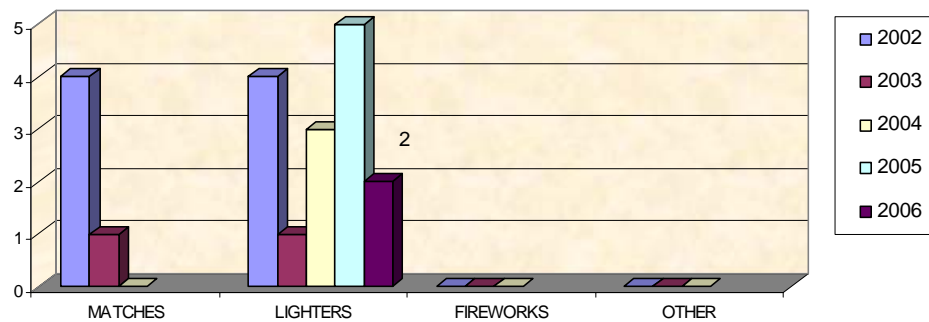
Age Group



Interviews per Year




Ignition Sources



APPARATUS

The Maintenance Division continues to maintain records and schedule maintenance on the Department's fleet of vehicles. Following is an overview of 2006 for this Division.

- Outside mechanics and shops continue to provide service and repair work for all vehicles and apparatus.
- The Department replaced a 1993 Ford F250 pickup with a new 2006 Ford F250 4x4 pickup. The 1993 Ford F250 was donated to the American Red Cross.
- The Department received one of its new apparatus for Station 87. It is a 2006 International 4x4 Type 3 Engines that was built by Westmark.
- Staff spends an average of 1.5 hours per shift in scheduling and record keeping.



John G. Niehues
Captain
Apparatus Maintenance

APPARATUS DESCRIPTION

<u>UNIT #</u>	<u>YEAR -CHASSIS</u> <u>MFG -TYPE</u>	<u>HOSE</u> <u>LOADS</u>	<u>TANK &PUMP</u> <u>CAPACITY</u>	<u>ALARM RESPONSE</u> <u>DESCRIPTION</u>
8560 E-286	1995 International West-Mark 4x4 Type-3 Engine	500' 3" 150' 1 ¾" 1500' 1 ½" 800' 1"	500 Gallons Water 500 G.P.M. Darley Pump 20 Gallons Foam-A	Station 86 Wildland Fires *Cross staffed summer
8561 E-284	1996 International West-Mark 4x4 Type-3 Engine	500' 3" 150' 1 ¾" 1500' 1 ½" 800' 1	500 Gallons Water 500 G.P.M. Darley Pump 20 Gallons Foam-A	Station 84 Wildland Fires *Cross staffed summer
8562 E-285	2004 International West-Mark 4x4 Type-3 Engine	500' 3" 150' 1 ¾" 1500' 1 ½" 800' 1"	500 Gallons Water 500 G.P.M. Darley Pump 20 Gallons Foam-A	Station 85 Wildland Fires *Cross staffed summer
8570 E-84	2003 Spartan Ferrara Class "A" Pumper Type 1 Engine	1000' 5" 500' 3" 100' 2 ½" 500' 1 ¾" 900' 1 ½" 600' 1"	500 Gallons Water 1500 G.P.M. Waterous Pump 20 Gallons Foam-A 20 Gallons Foam-B	Station 84 All Alarms winter *Cross staffed summer
8571 E-85	1996 HME Hi-Tech Class "A" Pumper Type 1 Engine	1000' 5" 500' 3" 100' 2 ½" 500' 1 ¾" 900' 1 ½"	600 Gallons Water 1500 G.P.M. Waterous Pump 20 Gallons Foam-A 20 Gallons Foam-B	Station 85 All Alarms *Cross staffed w/T85
8572 E-86	2000 HME Westates Class "A" Pumper Type 1 Engine	1000' 5" 500' 3" 100' 2 ½" 500' 1 ¾" 900' 1 ½" 600' 1"	500 Gallons Water 1000 G.P.M Waterous Pump 20 Gallons Foam-A 20 Gallons Foam-B	Station 86 All Alarms winter *Cross staffed summer
8591 T-85	2000 Spartan Marion 105' AI Ladder Quint	500' 5" 350' 3" 100' 2 ½" 600' 1 ¾"	500 Gallons Water 1500 G.P.M. Waterous Pump 20 Gallons Foam-A 20 Gallons Foam-B	Station 85 All Structure Fire & Vehicle Accidents *Cross staffed w/E85
8573 E-Resv.	1990 Spartan Westates Class "A" Pumper Type 1 Engine	1000' 5" 500' 3" 100' 2 ½" 500' 1 ¾" 900' 1 ½"	500 Gallons Water 1500 G.P.M. Waterous Pump 20 Gallons Foam-A 20 Gallons Foam-B	Station 84 / 86 Mutual Aid Reserve Engine

8575 E-Resv.	1993 International West-Mark 2 wheel drive Type 3 Engine	500' 3" 150' 1 ¾" 1500' 1 ½" 800' 1"	500 Gallons Water 500 G.P.M. Darley Pump 20 Gallons Foam-A	Station 86 Wildland Fires *Cross staffed summer
8551 Air-86	2002 International Hackney Air/Light Support	N/A	SCBA Compressor Light Tower	Structure Fire Support
OES WT41	2003 Freightliner Westates Water Tender	500' 3" 200' 1 ½" 20' 4"	2000 Gallons Water 500 G.P.M. Waterous Pump	Rural Area Support Structure/Wildland Fires State of CA Mutual Aid
JPA M-85	2003 Ford F450 Wheel Coach Ambulance		Advanced Life Support	Medical Responses
JPA M-285	2004 Ford F450 Wheel Coach Ambulance		Advanced Life Support	County Reserve
JPA M-385	2004 Ford F450 Wheel Coach Ambulance		Advanced Life Support	County Reserve

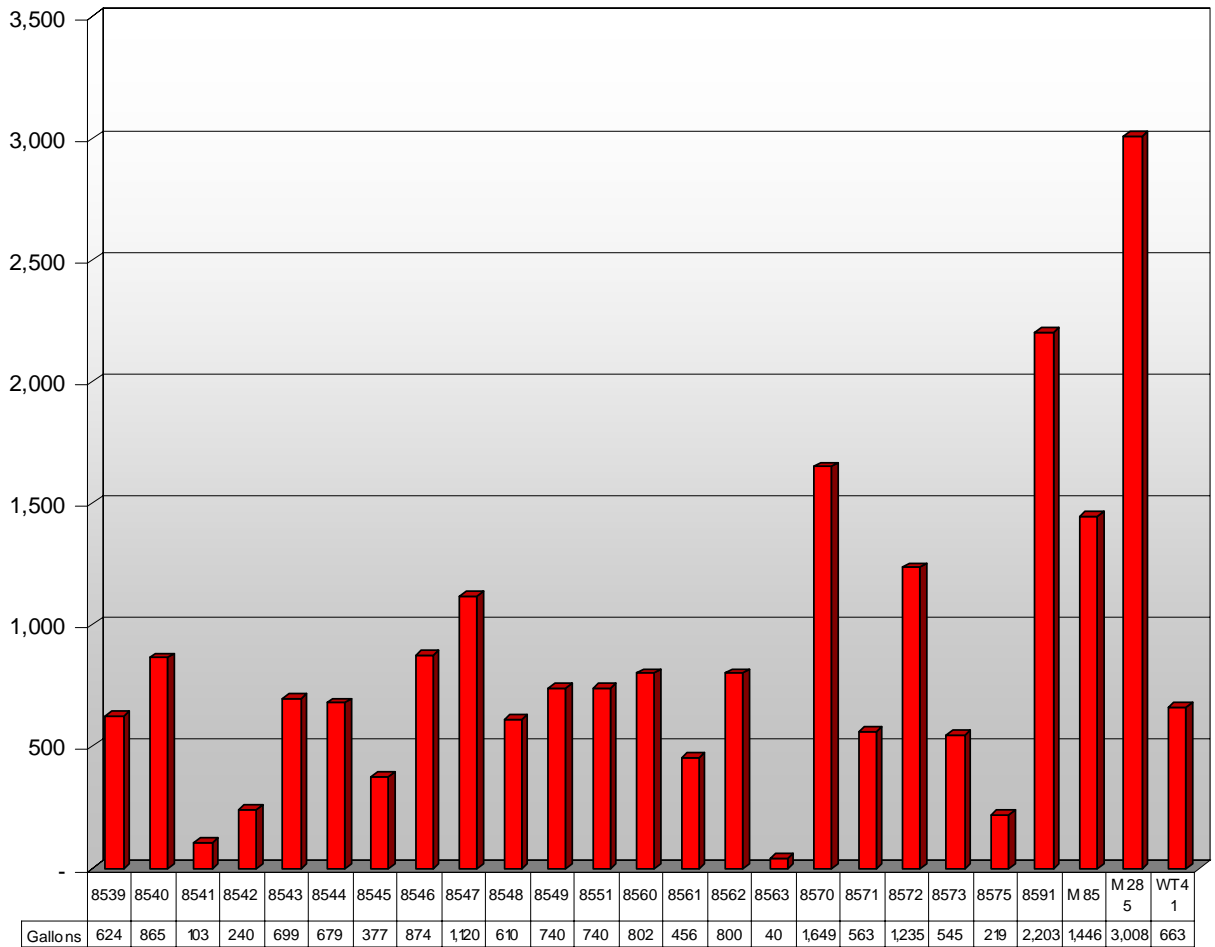
UTILITY/STAFF VEHICLE DESCRIPTION

UNIT#	YEAR	VEHICLE	TYPE OF USE
MAKE-MODEL		DESCRIPTION	ALARM RESPONSE
8539	2005 Ford F-250	Pickup	Prevention Captain
8540	2005 Ford Expedition	Staff Vehicle	Chief Officer
8541	1993 Ford F-250	Pickup	Utility/General use
8542	1999 Ford F-350	Utility Bed	Utility/General use
8543	1998 Ford Expedition	Staff Vehicle	Chief Officer
8544	2003 Ford Expedition	Staff Vehicle	Chief Officer
8545	1996 Ford Bronco	Staff Vehicle	Utility/General use
8546	2003 Ford Expedition	Staff Vehicle	Chief Officer
8547	2001 Ford Expedition	Command Vehicle	Duty Chief
8548	2003 Ford Expedition	Staff Vehicle	Chief Officer
8549	2003 Ford Expedition	Staff Vehicle	Chief Officer

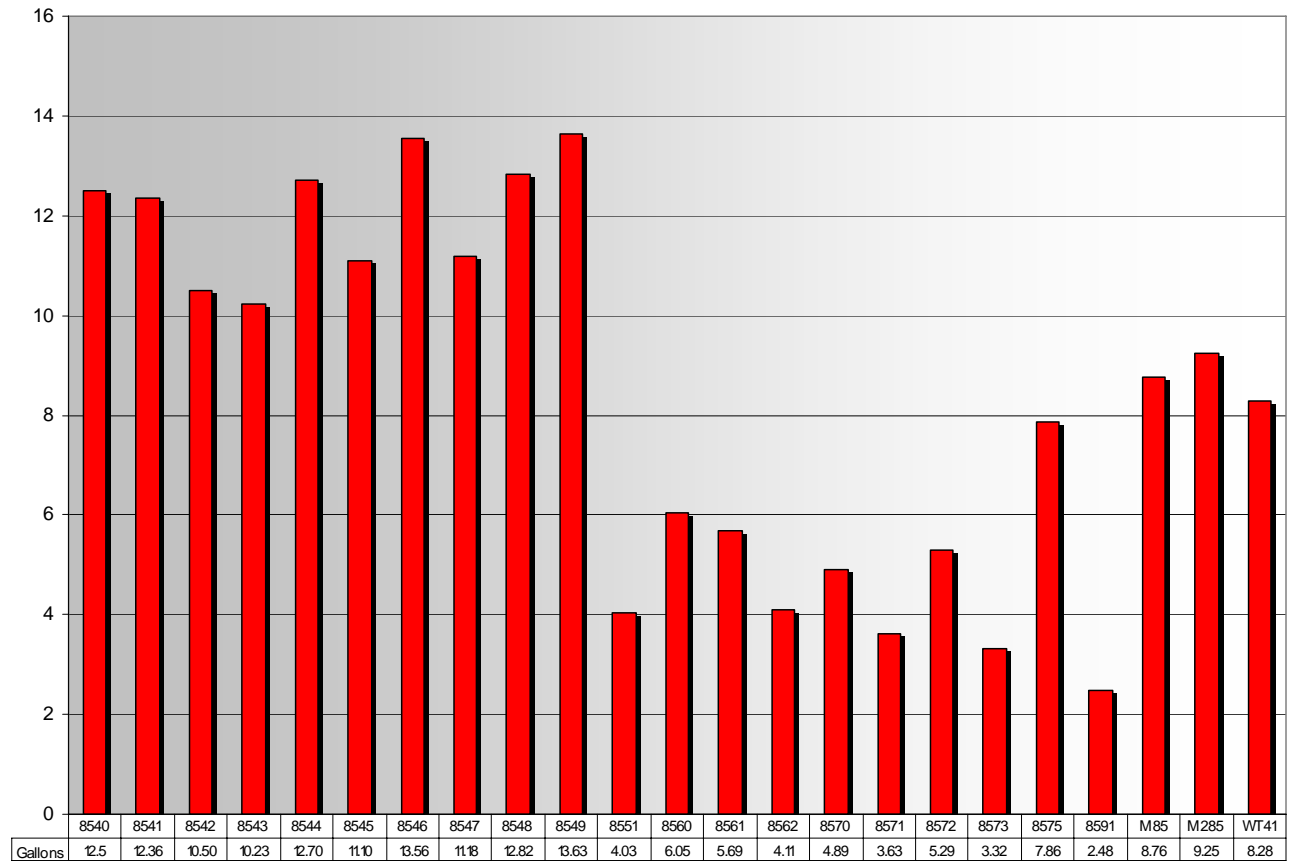
Apparatus Responses



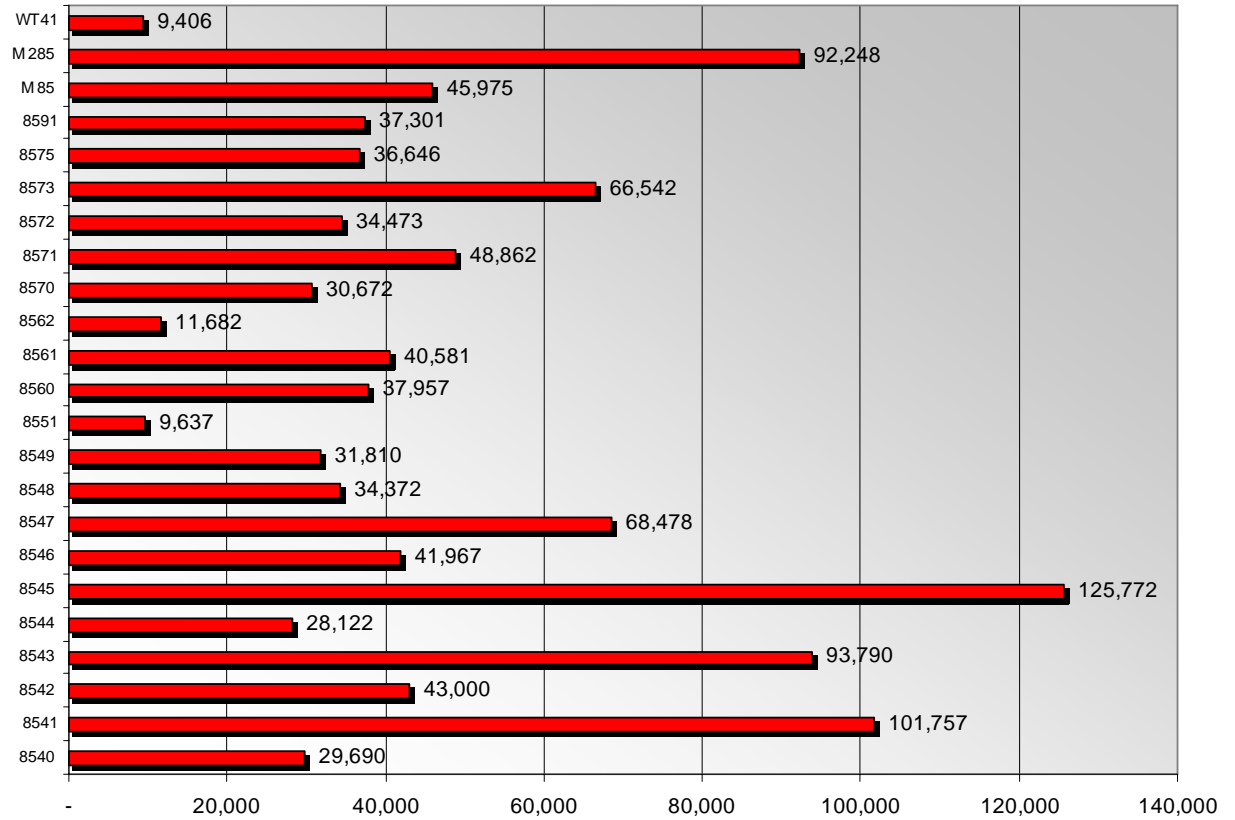
Annual Fuel Usage



Average Miles Per Gallon



Total Apparatus Mileage to Date



Annual Mileage

