



EL DORADO HILLS

FIRE DEPARTMENT

2018 Annual Report

TABLE OF CONTENTS

District Information

Board of Directors	1
Department Personnel	2
Department Organization Chart	3
Organizational Changes	4
District Growth Summary	5
District Financial Summary.....	10

Calls for Service

Calls for Service	13
Emergency Response Detail Analysis.....	14

Training & Emergency Services

Training & Emergency Services	21
Honor Guard.....	24
Pipes & Drums	25

Fire Prevention and Safety

Fire Prevention	27
-----------------------	----

Apparatus & Facilities

Apparatus.....	33
Facilities	38
Solar Power	39

Dear Directors and Community Members:

The mission of the El Dorado Hills Fire Department (EDHFD) is simply stated in one sentence, but that one sentence covers an incredible amount of responsibility; ***“We, the El Dorado Hills Fire Department, exist to serve and protect the Community through emergency management.”*** Our firefighters and staff work tirelessly to provide caring and consistent service to our residents, visitors, and business interests throughout our response area and beyond. This mission is our guiding force and through the dedicated efforts of each and every member, uniformed and civilian, we live by our motto, “Your Safety, Our Commitment.”

Every day as an organization, we are forced to consider our changing environment and the necessary evolution of our service which enables us to effectively meet the needs of our Community. In 2018, members of the EDHFD experienced significant change with the retirement of Fire Chief Dave Roberts after 30 dedicated years of service to the El Dorado Hills Fire Department and Community. Over his time serving as Fire Chief, many transformations took place such as facilitating the first Community driven Strategic Plan, developing a comprehensive Community Risk Assessment and Standards of Cover Study, the annexation of Latrobe Fire District, a shared services agreement with the Rescue Fire Department, and rebuilding fire stations to mention a few. The Board of Directors selected Chief Tom Keating to act as Interim Fire Chief through the end of 2018 and EDHFD appreciates Chief Keating’s dedication to our Department during this time. Throughout these changes, the members of our organization remained steadfast in their dedication to our Community by maintaining our core values of ***“Integrity, Service, and Excellence.”***

As our environment and service demands change, our Department and our commitment to excellent customer service will continue to adapt to effectively meet the challenges coming our way. With so many changes that occurred in 2018, the Strategic Plan was placed on hold until further direction was determined. As your new Fire Chief, I have plans to implement new Strategic Planning concepts in 2019 in order to adapt to meet the new challenges of the future.

Considering the diversity of our response area, being prepared to respond to and successfully manage both man-made and natural disasters continues to be a priority. Through enhanced training and additional programs, our personnel are prepared and have acquired the necessary skills and equipment to protect the Community from the many threats that could potentially occur.

It is my honor to be Fire Chief of this outstanding organization and, as such, I am proud to present the 2018 Annual Report which illustrates our commitment to the residents and business owners of our Community. As we look forward to celebrating our 56th year Anniversary, our goal is to exceed your expectations. We will strive to build on our accomplishments and exemplify the honor, pride, and long-standing history of providing outstanding customer service to the Community.

Respectfully,

Maurice Johnson

Fire Chief Serving the Communities of El Dorado Hills, Latrobe and Rescue



District Information

Board of Directors

El Dorado Hills Fire Department is governed by an elected, five-member Board of Directors who meet monthly for regular meetings.

<u>NAME</u>	<u>TITLE</u>	<u>ELECTED/APPOINTED</u>
Greg Durante	President	2008
John Giraudo	Vice President	2016
Jim Hartley	Director	2000
Barbara Winn*	Director	2009
Doug Hus*	Director	2014
Timothy White	Director	2018
Vacancy	Vacancy	2018
Mike Cook	Board Counsel	1988
Jessica Braddock	Board Secretary	2015

* Board Term ended in 2018. Board vacancy existed for one of the two positions into 2019.

STANDING COMMITTEES

Administrative Committee	Doug Hus	Greg Durante
Finance Committee	Doug Hus	John Giraudo
Joint Powers Authority	Jim Hartley	John Giraudo

AD HOC COMMITTEES

Communications Committee	Greg Durante	Barbara Winn
Station 91 Committee	Barbara Winn	John Giraudo
Strategic Planning Committee	Doug Hus	Barbara Winn
Training Facility Committee	Greg Durante	Jim Hartley



Department Personnel

ADMINISTRATIVE STAFF

David Roberts, Fire Chief *
Tom Keating, Interim Fire Chief
Mike Lilienthal, Deputy Chief
Antonio Moreno, Battalion Chief
David Brady, Battalion Chief
John Johnston, Battalion Chief
Jessica Braddock, Director of Finance
Marshall Cox, Fire Marshal
Dan Skubal, Fire Prevention Specialist
Stephanie Layton, Fire Inspector II
Kristin Moreno-Cramer, Administrative Assistant (part-time)
Megan Selling, Finance Assistant
Christina Burroughs, Administrative Assistant
Shannon Wright, Administrative Assistant (part-time)
Tim Kerwood, Operations Support Technician
Christopher Landry, Administrative Training Captain



CAPTAIN/PARAMEDIC

Ali, Mark
Anselmo, Tom
Beckett, Matthew
Cowles, Benjamin
Eckhardt, Mathew
Ferlini, Hank
Hathaway, Ryan
Karnow, Robert
MacKenzie, Michael
Merino, David (Captain/EMT)
Owens, Kasey
Smith, Jason
Warren, Brenton
Wilkey, Brian
Zellhoefer, Jon

ENGINEER/PARAMEDIC

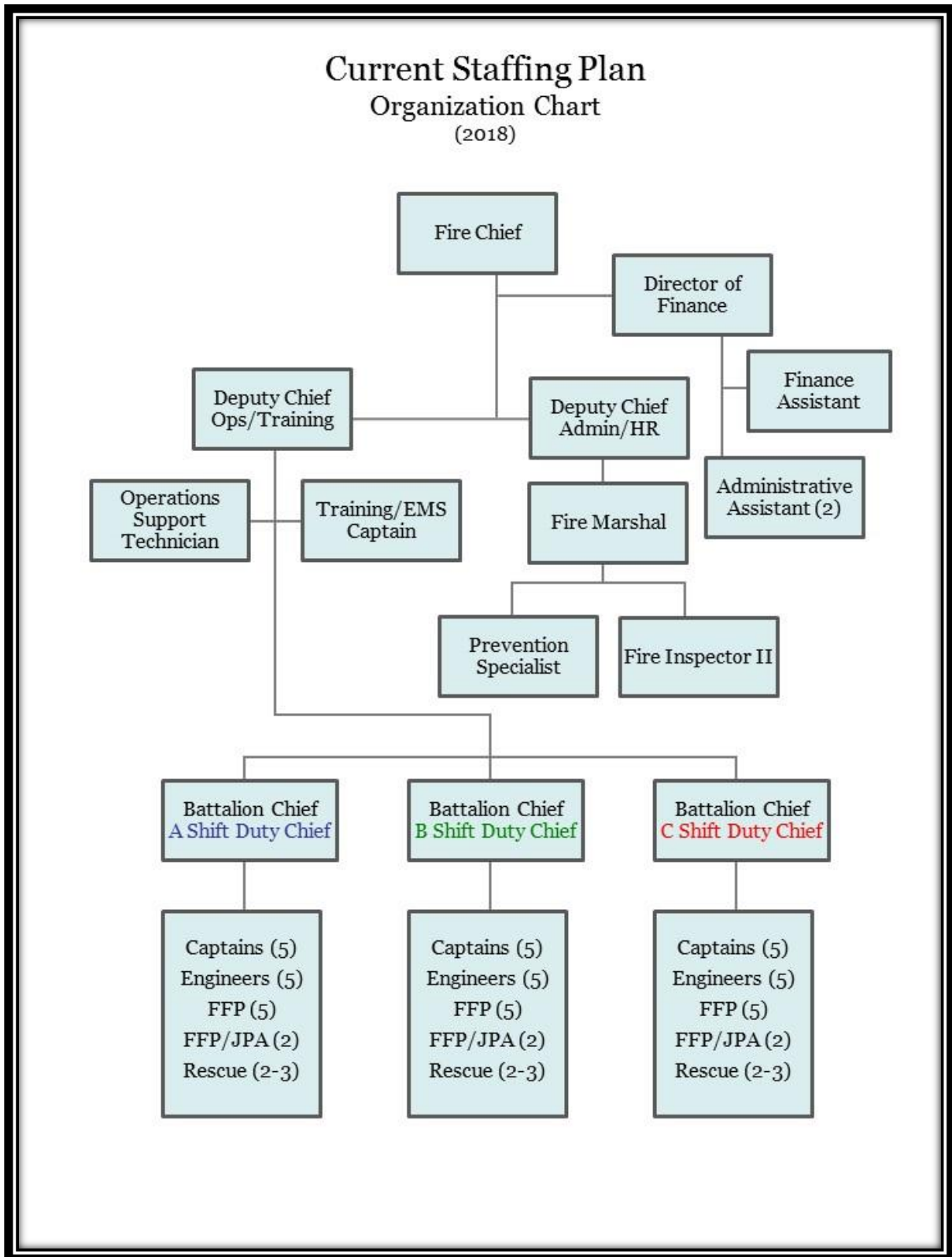
Austerman, Robert
Baldwin, Jacob
Belleci, Matthew
Bichel, Todd
Burvant, Lantz
Cummins, Jeffrey
Ferry, Bryan
Gygax, Michael
Hemstalk, Dale
LeBlanc, Michael
Lorence, Don
Mason, LisaMarie
Sommercamp, James
Ward, Dave
Wesson, Phillip

FIREFIGHTER/PARAMEDIC

Bennett, Ryan
Bohanan, Lucas*
Brown, Ryan*
Gove, Steven
Gregory, Adam*
Hartman, Gregory
Huerta, Michael
Jower, Kristopher
Leduc, Brian
Lovinger, Michael
Lowe, Brian
MacKenzie, Robyn*
Minnich, Stacy
Nelson, Daniel
Netherton, Mark
Morgan, Murray
Phillips, Raymond
Ramsey, Thrace
Schlange, Kevin
Scroggins, Drew
Sickenberger, Christopher
Stiern, Carmen
Tiffany, Adam
Tyson, Zachary*
VanDalen, John
Vogan, Clinton
Willock, Brad
Zarback, Thomas

*Personnel who departed EDHFD in 2018 (see Promotions & Retirements section for details).

Department Organization Chart



Organizational Changes

New Hires

Firefighter/Paramedic
Gregory Hartman

Firefighter/Paramedic
Michael Huerta

Firefighter/Paramedic
Kristopher Jower

Firefighter/Paramedic
Mark Netherton

Firefighter/Paramedic
Thrace Ramsey

Firefighter/Paramedic
Clinton Vogan

Firefighter/Paramedic
Brad Willock

Firefighter/Paramedic
Daniel Nelson

Promotions

Promoted to Captain/Paramedic
Jason Smith

Promoted to Captain/Paramedic
Brian Wilkey


Engineer/Paramedic
Don Lorence

Engineer/Paramedic
Rob Austerman

Retirements



Dave Roberts
Fire Chief
30 years of service

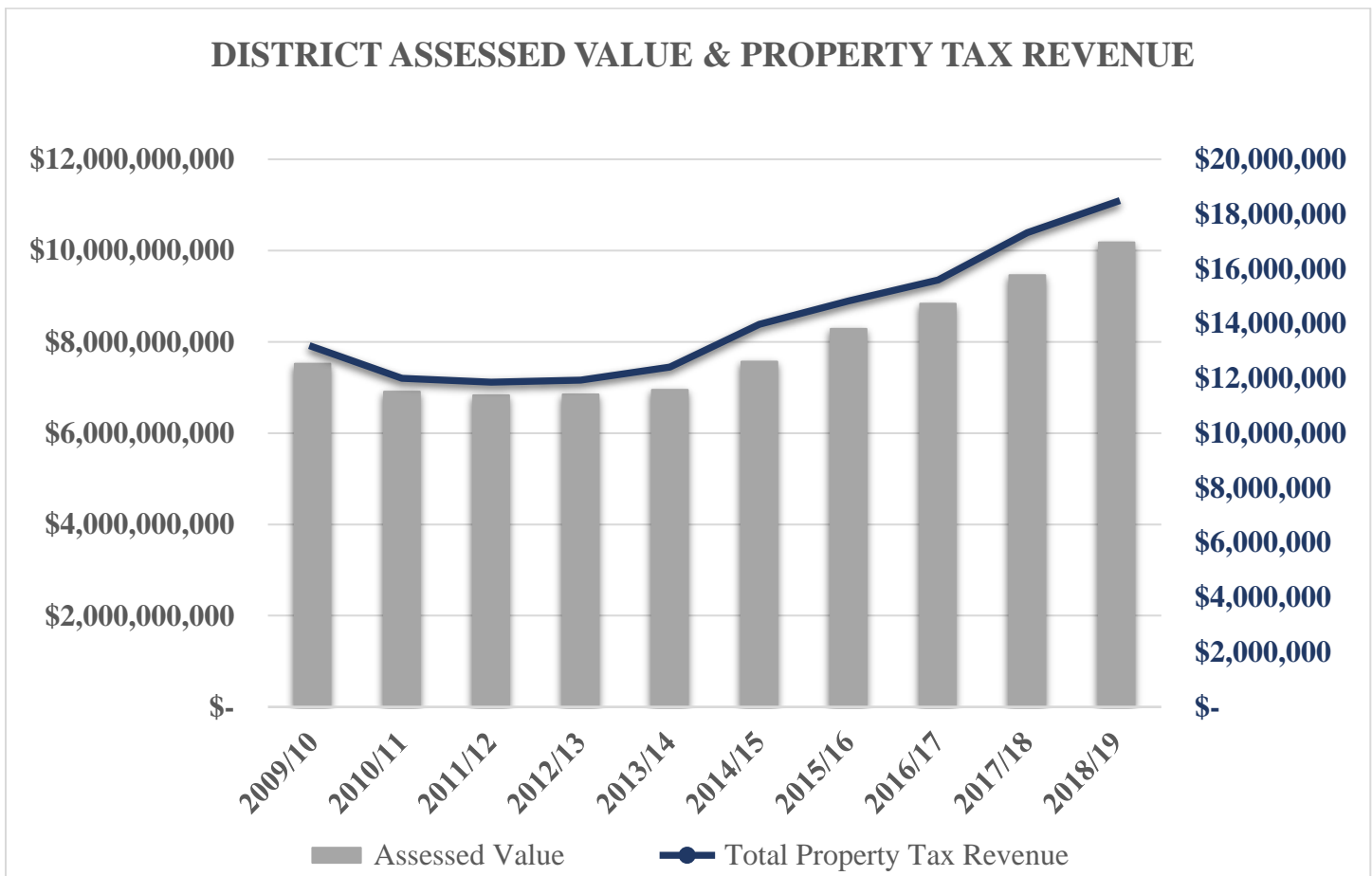


Robyn MacKenzie
Firefighter/Paramedic
17 years of service

District Growth Summary

The District experienced healthy growth in 2018. Property tax revenue, District assessed value, and development fees all increased from 2017. Highlights are as follows:

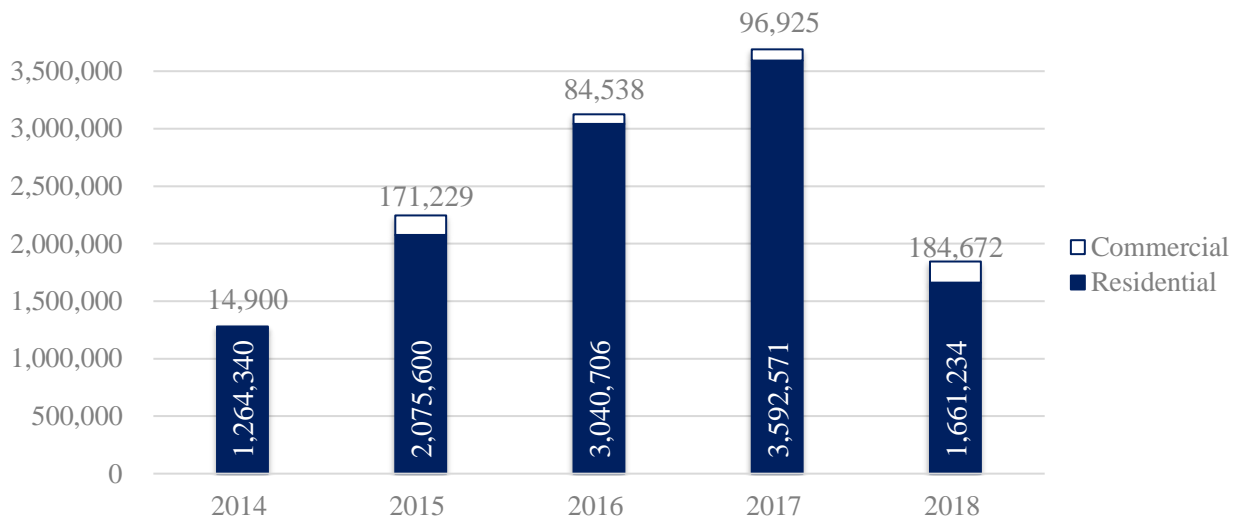
- ❖ The assessed value for the District increased 7.62% in fiscal year 2018/19. This is the seventh consecutive year the District has had an increase in assessed value. The District assessed value has increased an average of 7.95% per year over the past 5 years and 2.77% per year over the past 10 years.
- ❖ The District's property tax revenue, including projections provided by the County, is expected to increase by approximately 8.86% for the 2018/19 fiscal year. Property tax revenue has increased an average of 7.87% per year over the past 5 years and 2.77% per year over the past 10 years.



- ❖ Permits were issued in 2018 for commercial development totaling 184,672 square feet, a 91% increase from 96,925 square feet in 2017. Residential development decreased by about 54% in 2018 to roughly 1,661,234 square feet. Residential and commercial development combined added approximately \$188,170,293 in assessed value to the District.

RESIDENTIAL & COMMERCIAL CONSTRUCTION

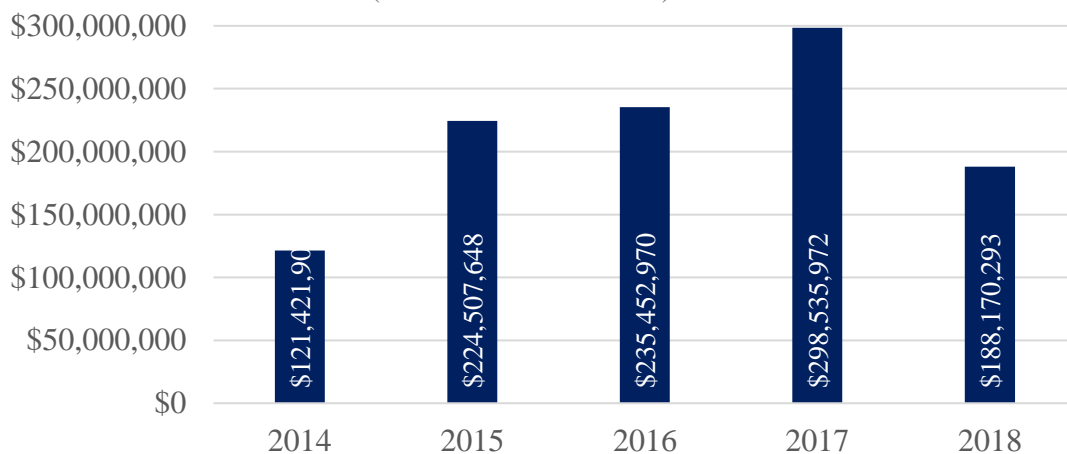
Total New Square footage (fees paid/permits issued)



*Note: Residential Development includes dwellings, garages, accessory buildings, decks, etc.

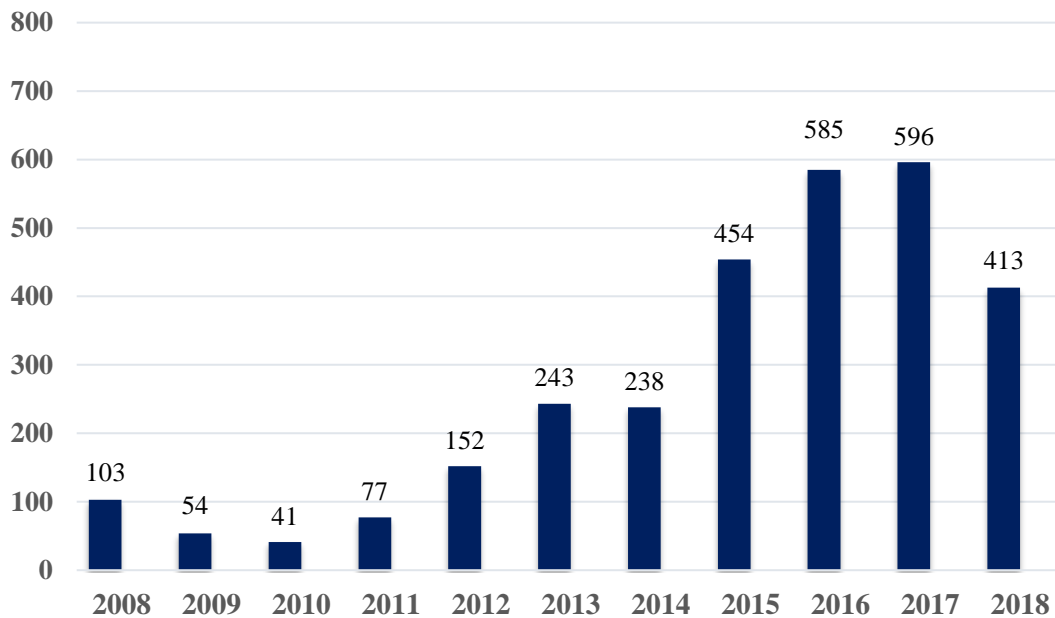
RESIDENTIAL & COMMERCIAL DEVELOPMENT

(Assessed Value added)

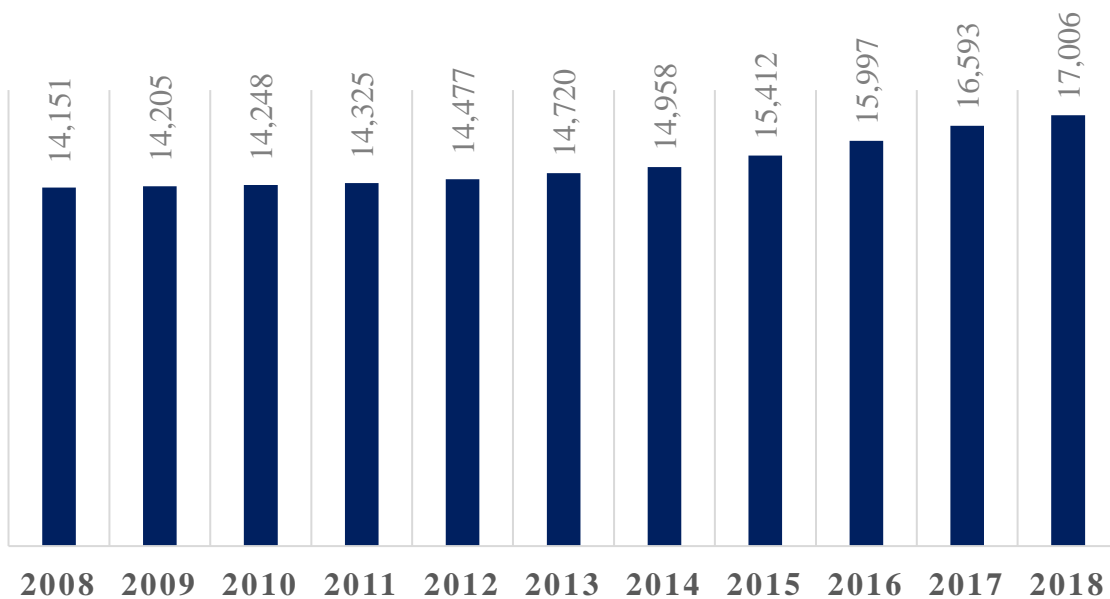


- ❖ New home development was down with 413 homes constructed, a decrease from the last three years. The District had a total of 17,006 homes at the end of 2018.

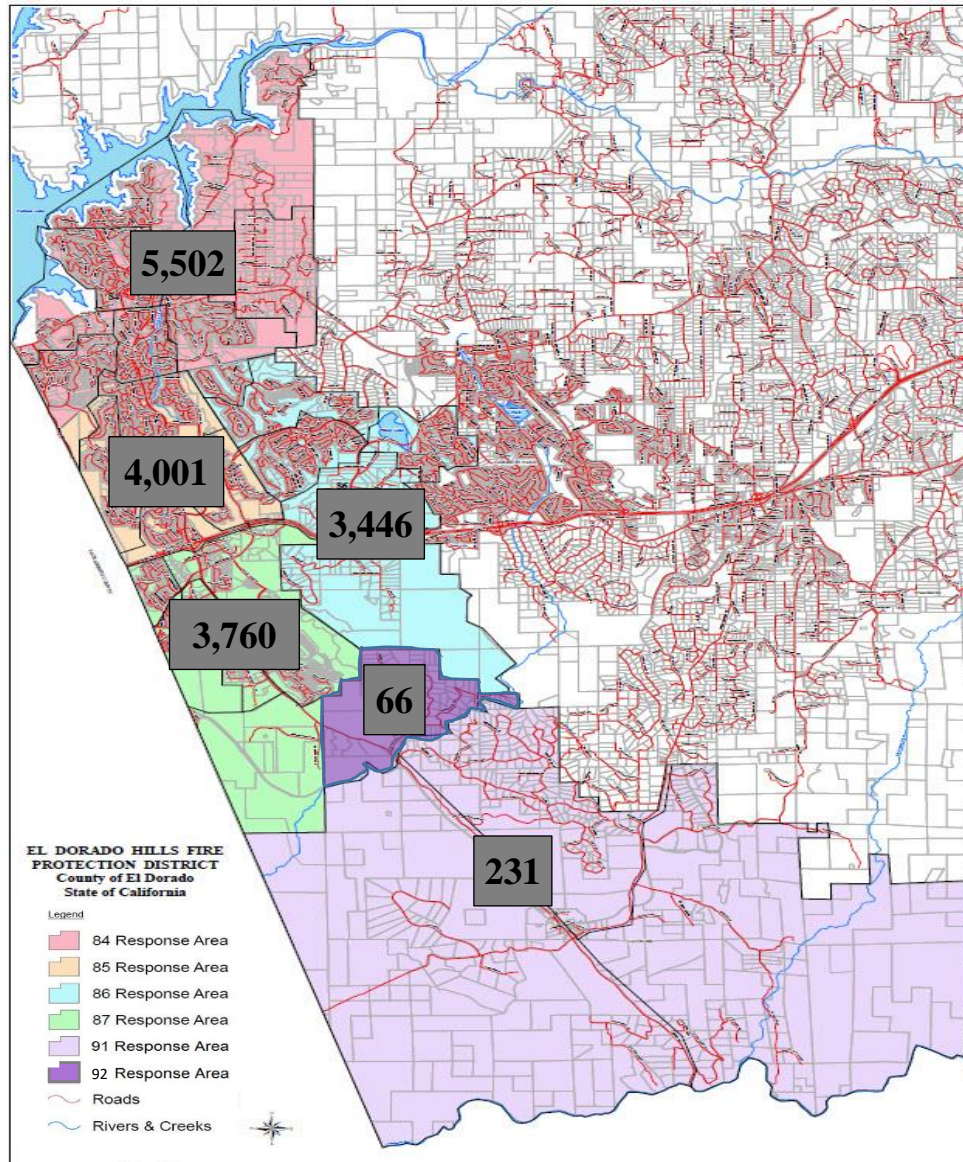
HOMES CONSTRUCTED PER YEAR



RESIDENTIAL GROWTH (HOUSING UNITS)



2018 TOTAL HOMES BY RESPONSE AREA

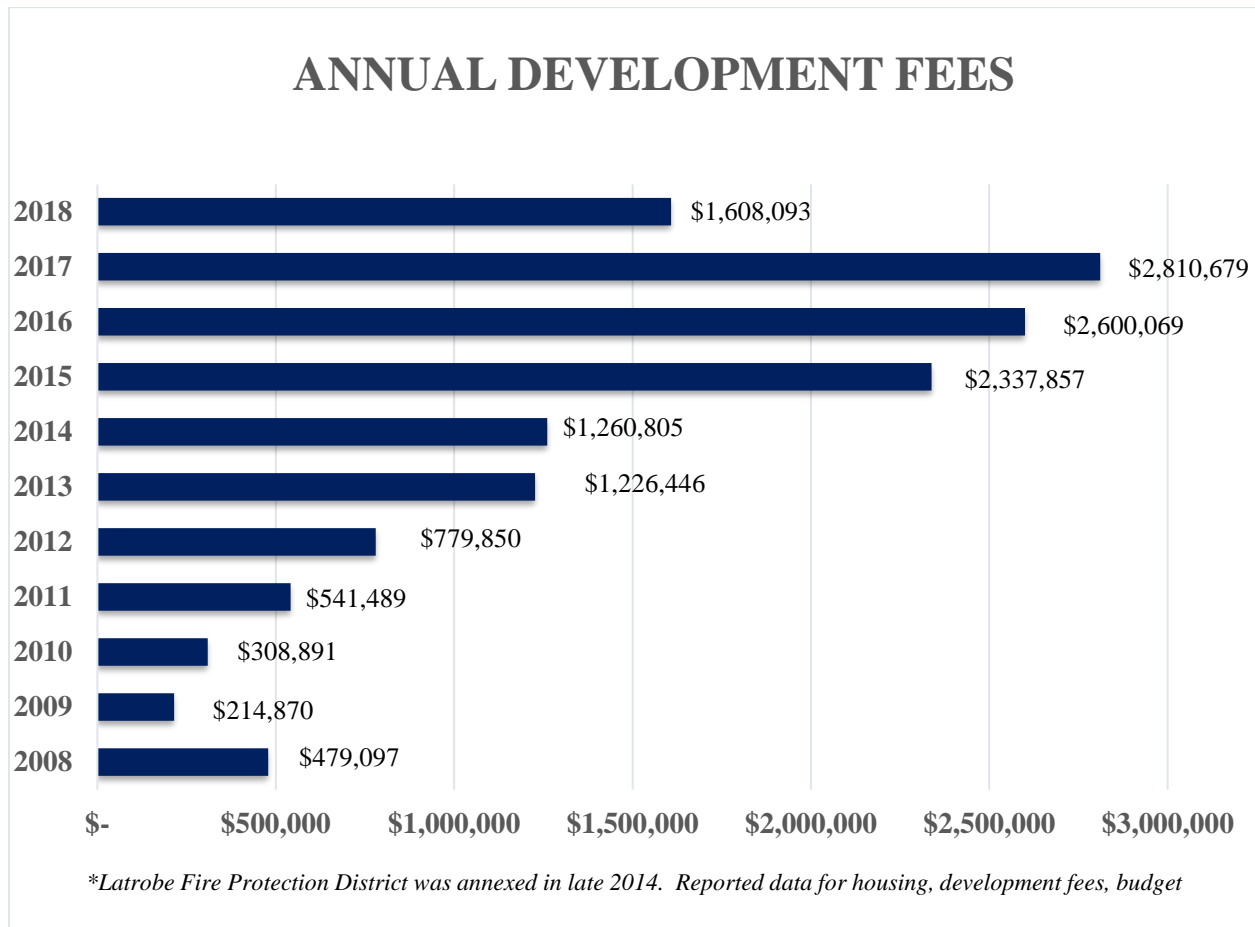


*The totals shown include the new homes developed in this year.

NEW HOMES CONSTRUCTED IN 2018

Station 84	67
Station 85	20
Station 86	102
Station 87	216
Station 91	8
Total New Homes	413

- ❖ The District billed a total of \$1,608,093 in development fee revenue during the 2018 calendar year, a decrease from the last three years.



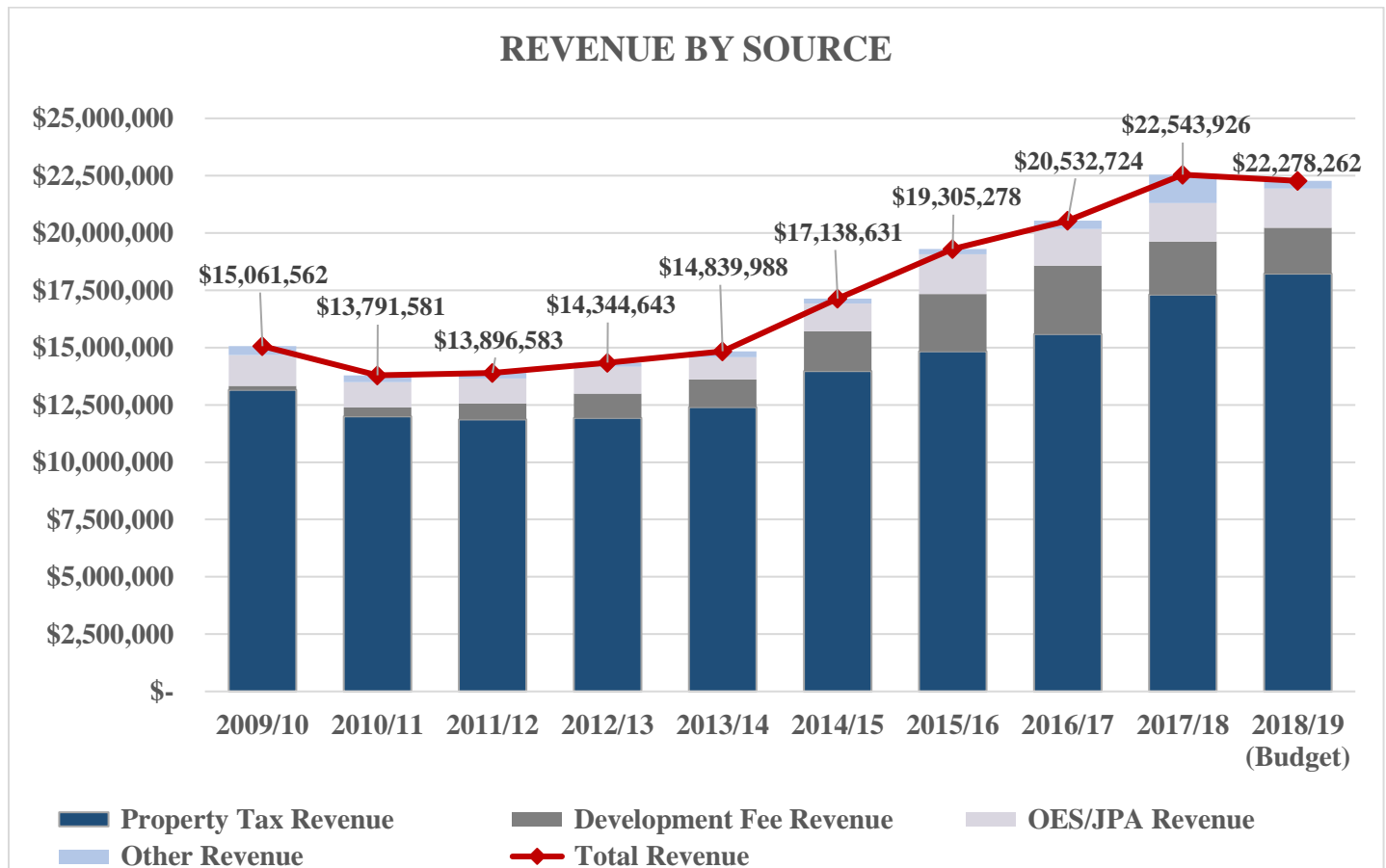
In summary, while new construction and development fee numbers were lower in 2018 than in the preceding years, the District continues to grow steadily at a positive rate and has fully recovered from the economic downturn of 2009. The assessed value of the District is at an all-time high and continues to trend upward. The Department remains proactive in meeting the ongoing challenges it faces to manage the growth and development needs in our community.

District Financial Summary

The District maintains a healthy financial position by budgeting prudently and adjusting spending when needed. Below is a summary of the 10-year historical trends in Revenue, Expenses and Reserve Balances.

REVENUE

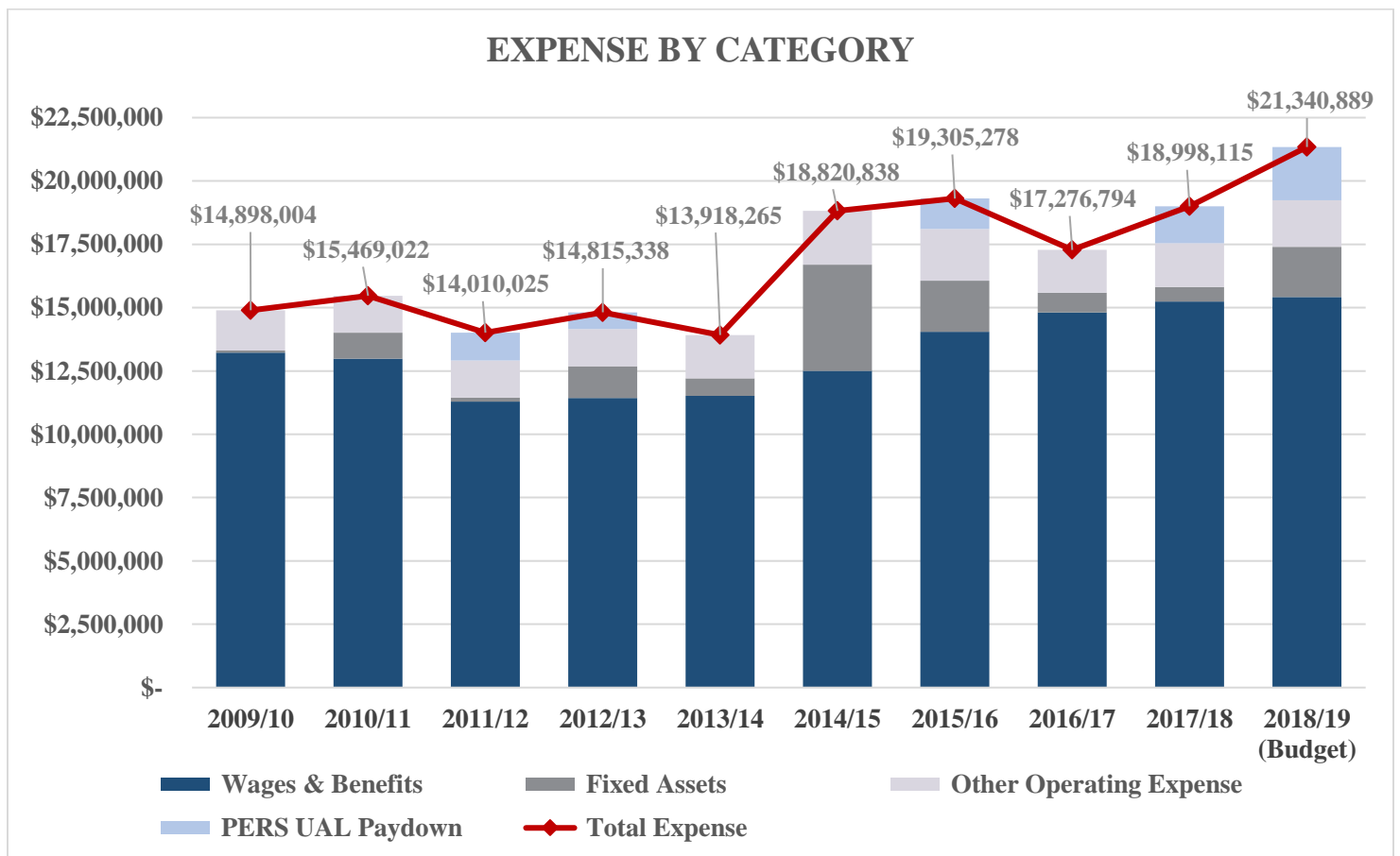
The District's primary source of revenue is property tax revenue, which is projected to make up approximately 82% of total revenue in 2018/19. Property tax revenue has steadily increased year over year since its 10-year low in fiscal year 2010/11. While property tax revenue is projected to increase by approximately 6.56% in 2018/19, total revenue is projected to decrease by approximately 1.2%. This slight decrease is due to a projected decline in development fee revenue. OES and JPA revenue consist of reimbursements for actual costs incurred and have remained relatively flat over the years. Other revenue is mostly made up of interest income, which has seen an increase in recent years due to rising interest rates.



EXPENSE

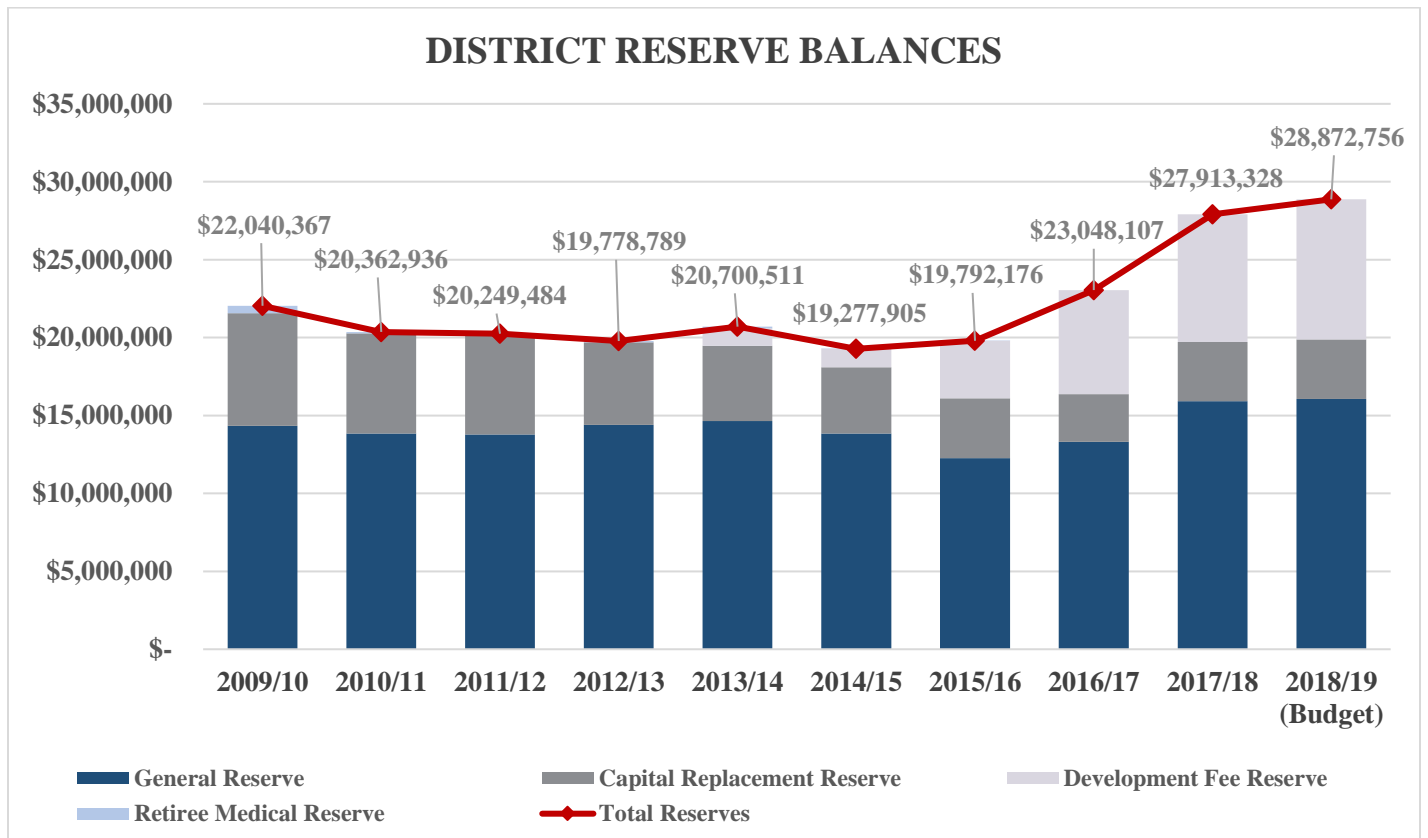
The District prides itself on maintaining a tight control over expenses and on having the ability to adjust and reduce spending when needed. Accordingly, the 10-year trend for total expense shows fluctuations year over year that are consistent with the increases and decreases in total revenue. During the years of declining revenue due to the economic downturn, the District's investment in capital assets was significantly reduced. Staffing adjustments were also made during this time, which is clearly shown in the Wages & Benefits cost trend.

Wages & Benefits have since increased year over year as the District has recovered from the economic downturn. Investments in fixed assets have fluctuated greatly depending on the timing of large projects, such as the rebuild of Station 84 in 2014-2016 and a new Type I Engine purchased in 2018/19. Other Operating Expenses consist primarily of insurance, maintenance and professional services. These costs fluctuate based on major maintenance projects or special projects requiring consulting services in any given fiscal year. There is a spike in total expense budgeted for 2018/19, which is due to planned lump sum payments toward the District's Pension and OPEB unfunded liabilities totaling \$2.1M, as well as higher budgeted fixed asset purchases for a Type I Engine.



RESERVE BALANCES

The District has historically maintained healthy reserve balances, meeting its Reserve Policy goal of keeping a minimum of half a year's operating expense on hand in the General Reserve Fund. The 10-year historical trend shows total reserves holding steady at around \$20M from 2010/11 to 2015/16. In 2016/17 and 2017/18, reserve balances increased to \$23M and \$27.9M, respectively. Balances are projected to rise further to \$28.9M by the end of fiscal year 2018/19. However, these increases are mostly due to growth in the restricted Development Fee Reserve Fund. General and Capital Replacement Reserve Funds have declined from a high of \$21.6M in 2009/10 to a budgeted \$19.9M in 2018/19. The District continues to monitor these trends with an overall goal of preserving its unrestricted reserves and meeting the goals set forth in its Reserve Policy.





Calls for Service

Calls for Service

The El Dorado Hills Fire Department responds to all incidents including medical emergencies, fires, hazardous materials, technical rescues and public assistance. We continue to be an active partner in the “closest resource” response model in El Dorado County. We also provide automatic aid/mutual aid on a reciprocal agreement with our neighboring counties.

4,404 CALLS FOR SERVICE

Over the years, the population of our service area has increased and so has the request for service. In the year 2018, the El Dorado Hills Fire Department responded to a total of 4,404 calls for service. This is an increase of 8% from 2017.

\$10,180,509,014 ASSESSED VALUE PROTECTED

The Department protects over \$10 billion dollars in assessed land and structure value, which is the highest value in all El Dorado County. In 2018, the Department responded to 136 fire incidents that resulted in a dollar loss of \$2,203,656 and a dollar saved of \$31,209,666 which equates to a total ***percentage saved of 93%***. This savings can be attributed to the Department’s high level of training and commitment to provide exceptional levels of service.

50,000 ESTIMATED POPULATION PROTECTED DAILY

Through continued evaluation of our response plan, utilization of resources, and use of the latest technology, the men and women of the El Dorado Hills Fire Department will continue to serve the community with integrity and excellence.



Emergency Response Detail Analysis

FIRE INCIDENTS		
Incident Report System Codes	Category Description	# of Incidents
100	Fire, other	8
111	Building fires	26
112	Fire in a structure other than a building	3
113	Cooking fires	5
114,115, 116, 117, 118, 120	Fires other than building or transportation	6
121	Mobile home used as a fixed residence	0
131	Passenger vehicle fire	10
122, 130, 132, 133, 134, 135, 136, 137, 138	Transportation fires other than vehicles	4
140, 141, 142, 143	All vegetation fires	52
150, 151, 152, 153, 154, 155	Rubbish and dumpster fires	12
160, 161, 162, 163, 164, 170, 171, 172, 173	Other outside fires	10

TOTAL FIRE INCIDENTS 136

OVERPRESSURE, RUPTURE & EXPLOSION INCIDENTS		
Incident Report System Codes	Category Description	# of Incidents
200, 210, 211, 220, 221, 223, 231	Steam, air, gas, or chemical rupture	0
240, 241, 243	Fireworks or bomb explosion (no fire)	1
251	Excessive heat, scorch with no ignition	1

TOTAL OVERPRESSURE, RUPTURE & EXPLOSION 2

EMS & RESCUE INCIDENTS		
Incident Report System Codes	Category Description	# of Incidents
300, 311, 320	Rescue, EMS incident, other	3
321, 321G	EMS Call, excluding vehicle accident	1,353
321T	Trauma	334
321C	Cardiac	265
321R	Respiratory	193
321X	Transfers	231
322, 323, 324	Motor vehicle accidents	262
331	Lock in	4
350	Extrication, rescue, other	0
353, 357	Extrication from machine/elevator	1
342, 360, 361, 363, 365	Water rescues	1
371	Electrocution	0
321N	EMS call, cancelled at scene	41
381	EMS standby	0
TOTAL EMS & RESCUE INCIDENTS		2,688

HAZARDOUS CONDITION (No Fire)		
Incident Report System Codes	Category Description	# of Incidents
400	Other	3
410, 411, 412, 413	Flammable liquids and gas spills	31
420, 421, 422, 423	Toxic and chemical spills	1
424	Carbon monoxide calls	3
440, 441, 442, 443, 444, 445	Electrical hazards	17
451	Biological hazards	0
460, 461, 462, 463, 471, 480, 481, 482	Building/vehicle and other hazards	4
TOTAL HAZARDOUS CONDITIONS		59

SERVICE CALLS		
Incident Report System Codes	Category Description	# of Incidents
500	Service calls	2
510, 511, 512	Distress, lock-outs, jewelry remove	32
520, 521, 522	Water incidents	12
531	Smoke removal	20
540, 541, 542	Animal problems	368
550, 553, 554	Public assists	246
551, 552	Law assists	10
555, 561, 571	Elevator, unauthorized burning, standby	86
TOTAL SERVICE CALLS		776

GOOD INTENT INCIDENTS		
Incident Report System Codes	Category Description	# of Incidents
600	Other	2
611, 621, 622	Cancelled enroute, wrong location	507
631, 632, 641, 650, 651, 652, 653	Fire, smoke, odor	28
661	EMS (PT self-transport)	4
671, 672	Haz-mat, biological investigation	6
TOTAL GOOD INTENT INCIDENTS		547

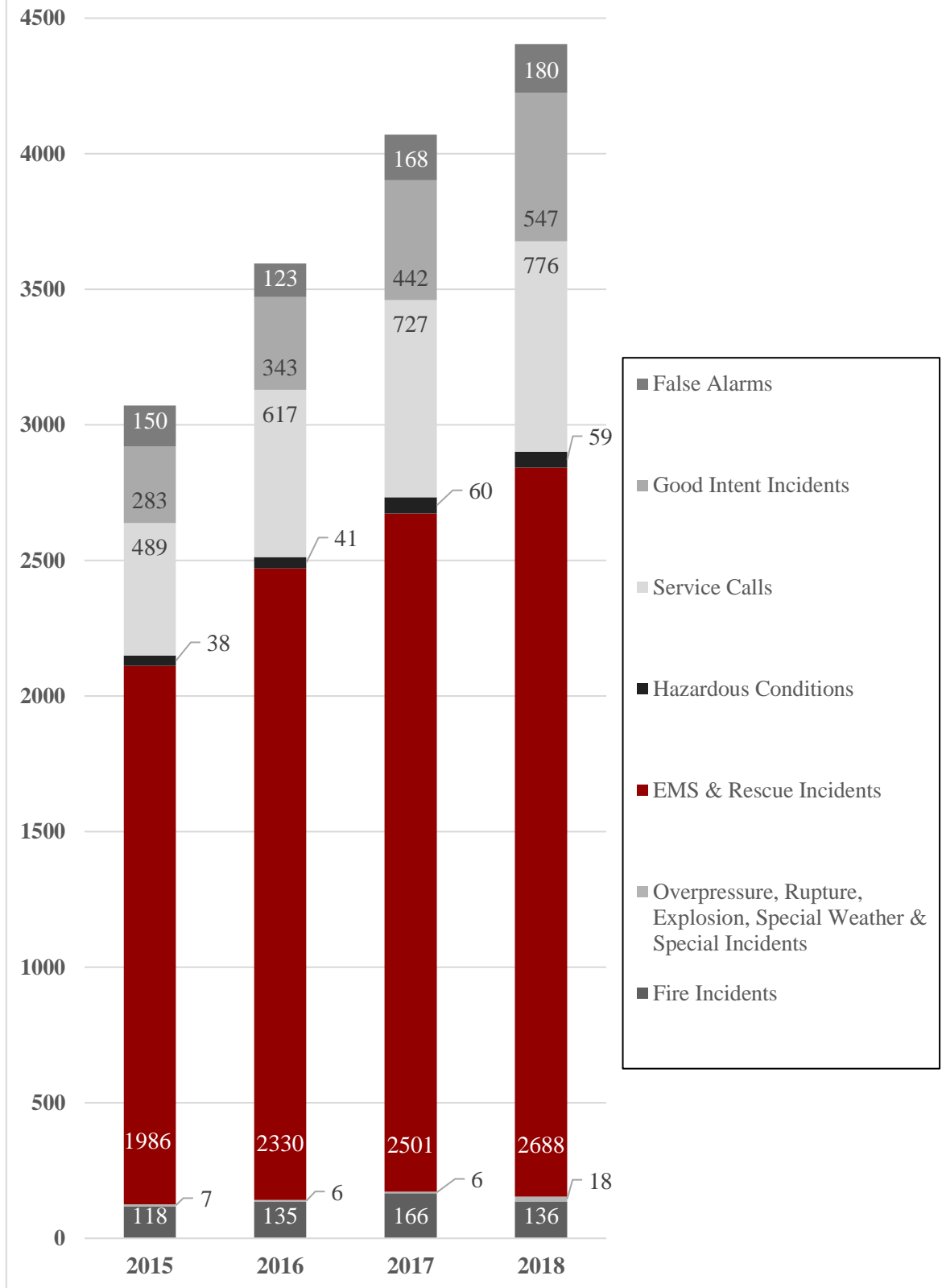
FALSE ALARMS		
Incident Report System Codes	Category Description	# of Incidents
700	Other	10
710, 714, 730, 731, 732, 733, 734, 735, 736, 740, 743, 744, 745, 746	System/device malfunction	168
741, 742, 751	Sprinkler/extinguisher system activation	2
TOTAL FALSE ALARMS		180

SEVERE WEATHER		
Incident Report System Codes	Category Description	# of Incidents
800	Other	0
812	Flood	12
813	Wind	0
TOTAL SEVERE WEATHER		12

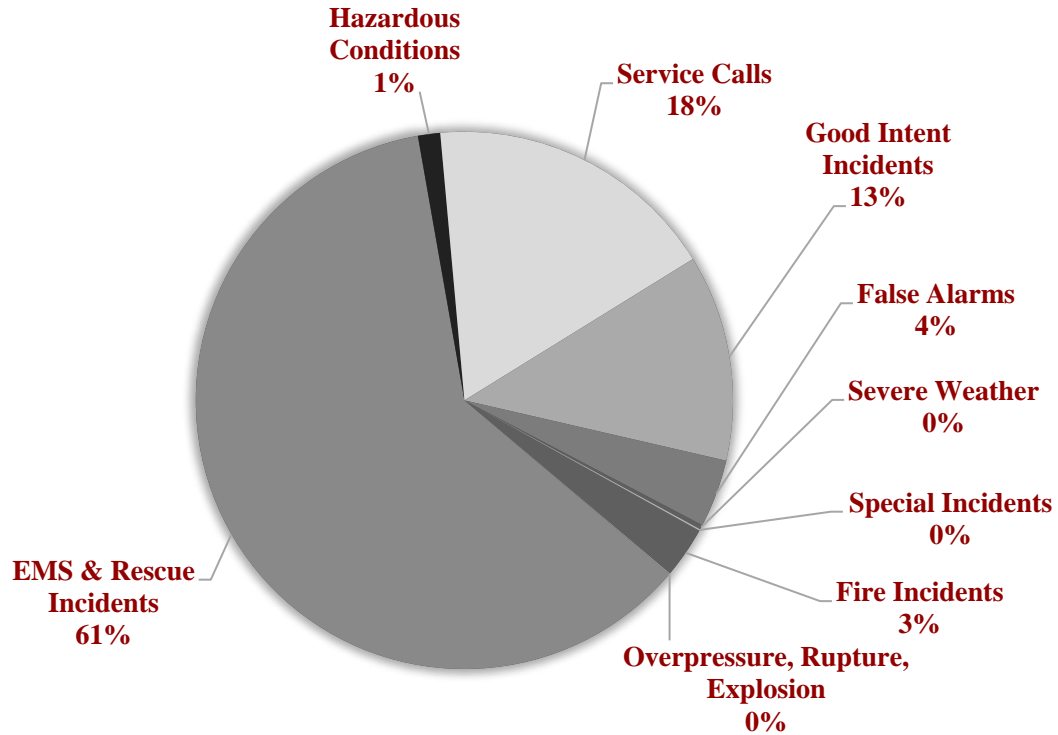
SPECIAL INCIDENT TYPES		
Incident Report System Codes	Category Description	# of Incidents
900, 911	Special type of incident, other	4
SPECIAL INCIDENT TYPES		4

TOTAL INCIDENTS: 4404

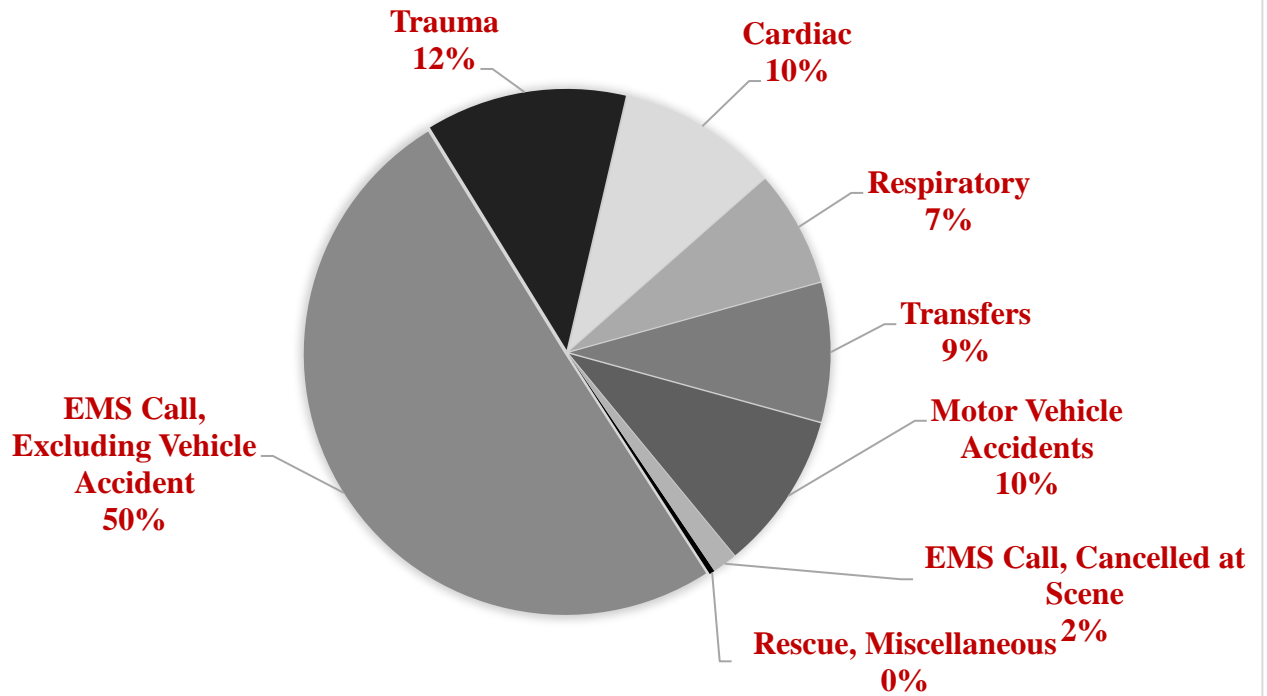
TYPE OF INCIDENTS BY YEAR



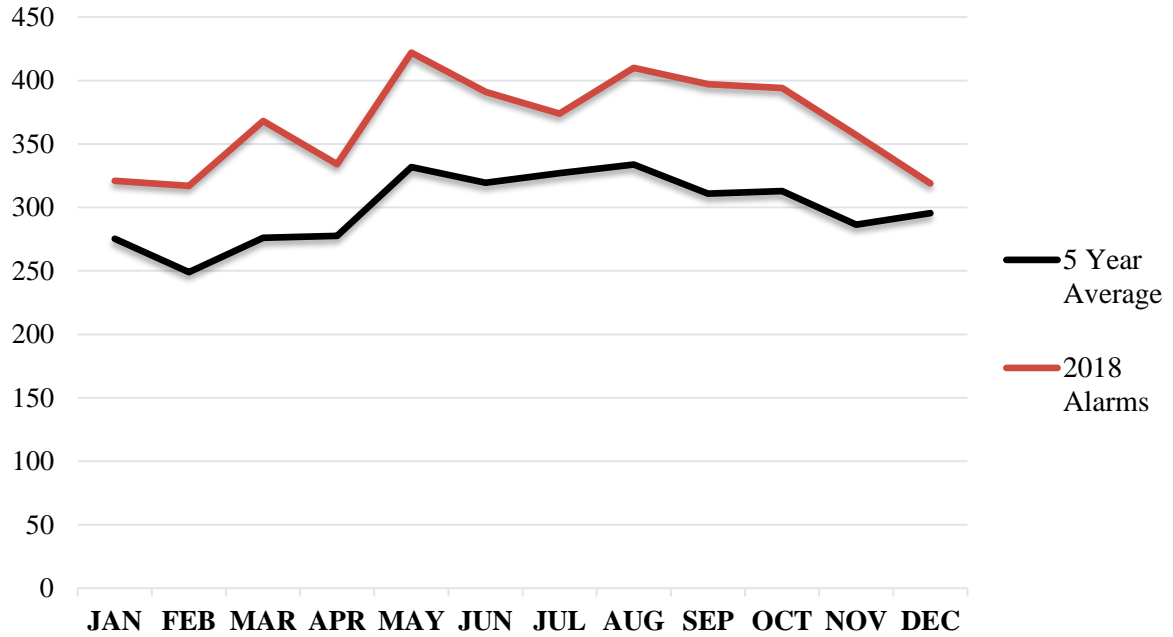
PERCENTAGE OF ALARMS



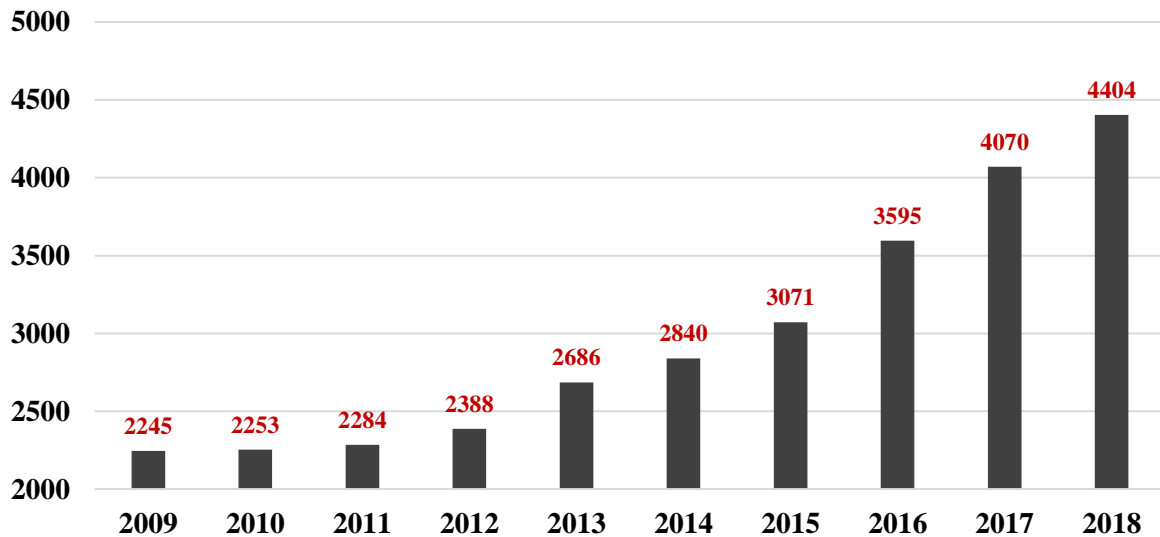
MEDICAL AID ALARMS



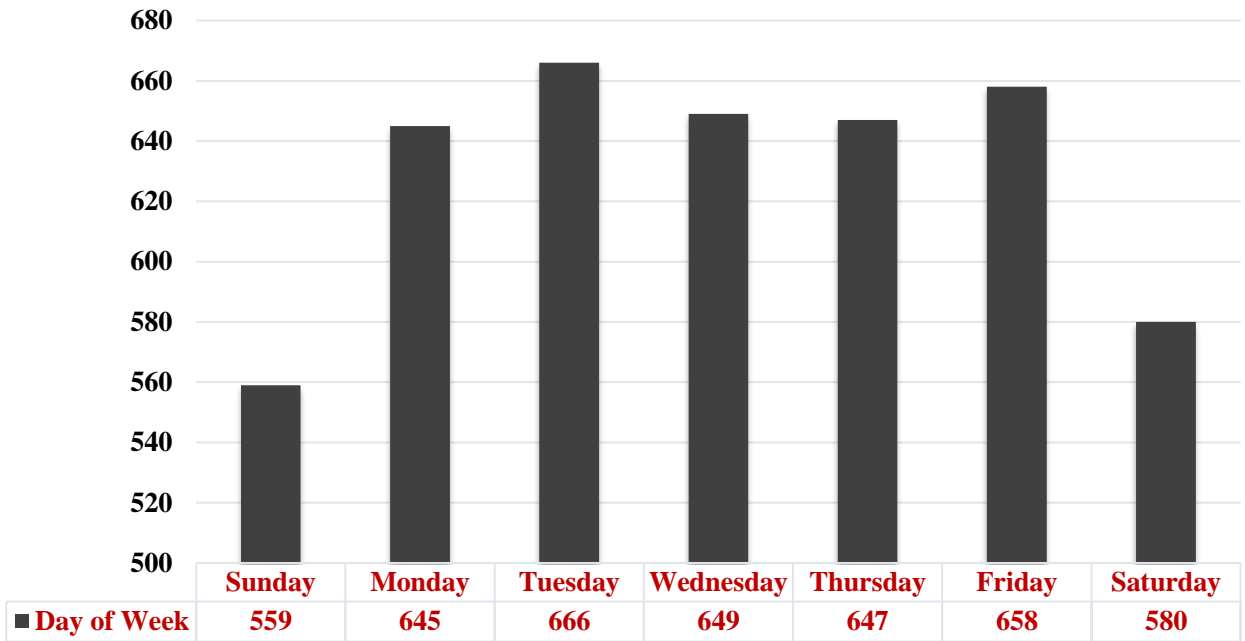
ALARMS PER MONTH



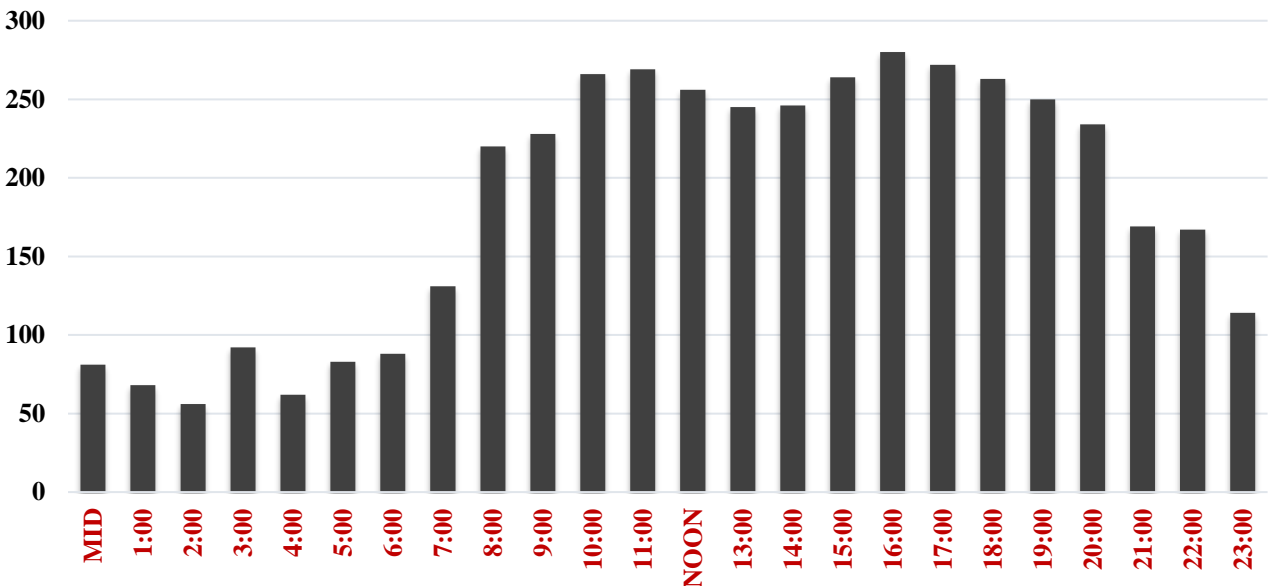
ALARMS PER YEAR



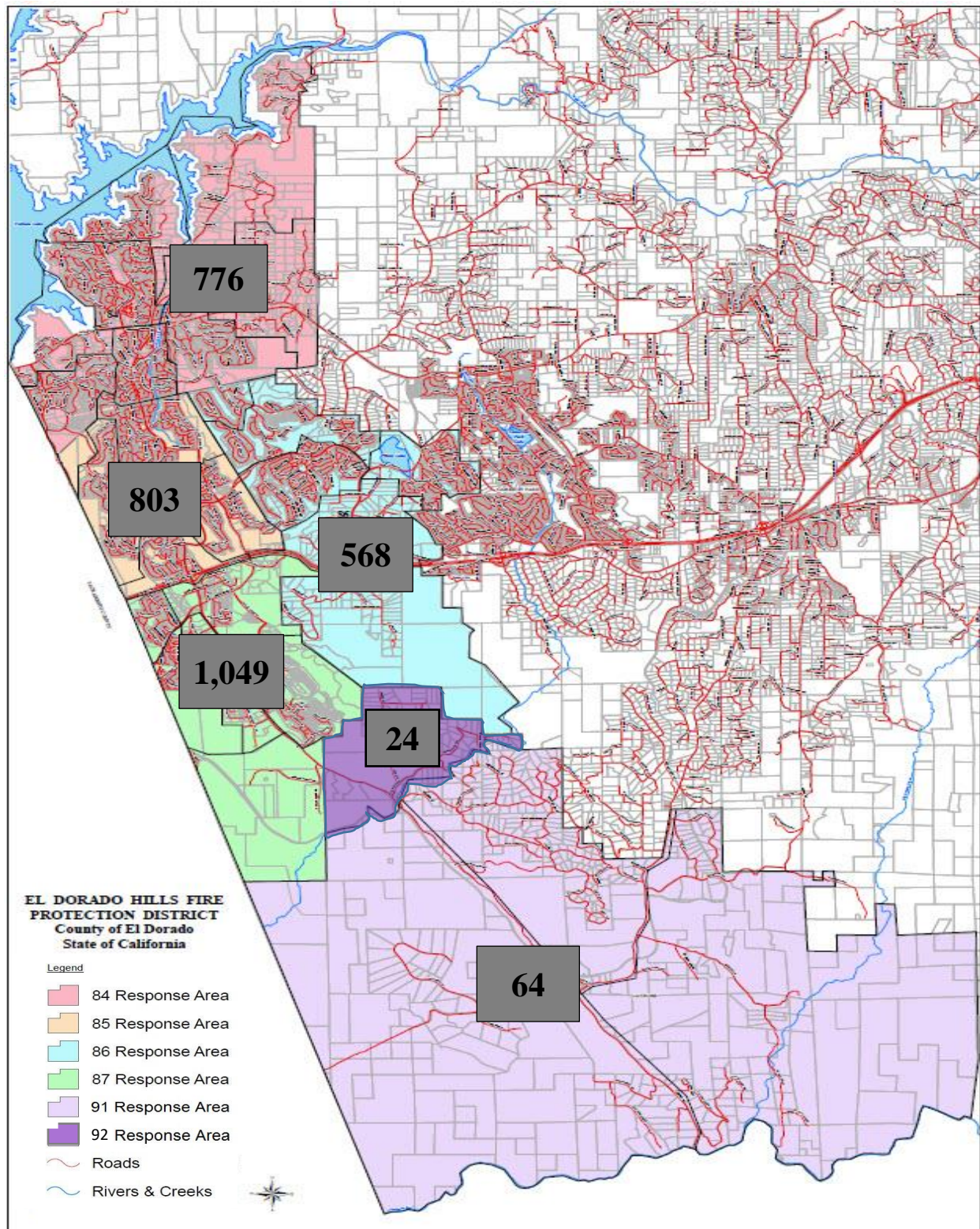
ALARMS PER DAY



RESPONSES BY TIME OF DAY



2018 INCIDENTS BY RESPONSE ZONE



**Additional 877 Mutual Aid incidents and 243 Medical Transfers not reflected in the incidents listed above.*



Training & Emergency Services

Training & Emergency Services

The mission of the El Dorado Hills Fire Department Training Division is to provide the highest level of training for emergency and non-emergency services to the members of the Fire Department. This will ensure that our commitment to the community is met and our commitment to our personnel is fulfilled. This mission aligns with our Department mission statement: "We, the El Dorado Hills Fire Department, exist to serve and protect the Community through emergency management."

The Training Division has committed to maintaining a high skill level of Department personnel and is committed to meeting or exceeding industry standards for training. For example, the ISO (Insurance Service Office) industry standard requires twenty hours of fire-based training per month. This is accomplished through single engine company and multi-company drills encompassing everything from hose evolutions and vehicle extrication to wildland fire drills. The division is also focusing on continuous medical training for the crews so they are current on new concepts and techniques.

Training is generated and assigned by the Training/EMS Captain with the assistance of the Training Administrative Assistant. With oversight by the Shift Battalion Chiefs, it is the Captains' responsibility to complete the training with their crews. The Training Division provides a global training calendar for the year to give the crews an idea of the scheduled training to come. Each month, a detailed list with instructions is assigned with specific training objectives. This schedule ensures the division is meeting the industry standards for training while meeting the crews' personal training needs.

2018 Training Highlights

- The Department hosted and conducted a two-day, hands-on course in responding to the Active Shooter for all emergency response personnel with our law-enforcement partners from the El Dorado County Sheriff's Department, Folsom Police Department, California Highway Patrol, and California State Parks.
- Seven new-hire Firefighter/Paramedics completed an eight-week Academy that included certification in Low Angle Rope Rescue, Vehicle Extrication, Hazardous Materials Abatement, and Swiftwater Rescue Operations.
- Three Firefighters completed Rescue Systems 1 training (rope systems and building collapse shoring).
- One Firefighter completed Rescue Systems 3 training (advanced shoring and collapsed structure rescue).
- Six Firefighters completed Rescue Boat Operator training, (certified in operating inflatable and rigid hull rescue watercraft).
- One Firefighter completed Rope Rescue Technician certification (advanced and complex high-angle rope rescue).
- Twelve Firefighters completed Swiftwater Rescue Technician certification (certified for in-water rescue in swift and flood waters).

PERSONNEL TRAINING HOURS

Last	First	Total Training Hrs.
Mark	Ali	439.0
Thomas	Anselmo	312.0
Rob	Austerman	287.0
Jacob	Baldwin	469.5
Matthew	Beckett	303.5
Matthew	Belleci	255.8
Ryan	Bennett	297.0
Todd	Bichel	247.9
Brady	Dave	621.0
Lantz	Burvant	326.5
Benjamin	Cowles	340.0
Jeffrey	Cummins	284.6
Mathew	Eckhardt	445.5
Hank	Ferlini	293.0
Bryan	Ferry	388.0
Steven	Gove	769.0
Michael	Gygax	368.8
Gregory	Hartman+	614.5
Ryan	Hathaway	369.3
Dale	Hemstalk	320.5
Michael	Huerta+	562.9
John	Johnston	166.6
Kristopher	Jower+	573.8
Robert	Karnow	249.4
Landry	Chris	490.3
Michael	LeBlanc	255.0
Brian	Leduc	435.5
Lilienthal	Mike	321.9
Don	Lorence	332.5
Michael	Lovinger	306.5
Brian	Lowe	459.4
Michael	MacKenzie	450.3
Robyn	MacKenzie#*	89.8
LisaMarie	Mason#	0.0
David	Merino#	54.3
Stacy	Minnich	237.5
Antonio	Moreno	189.0

Last	First	Total Training Hrs.
Murray	Morgan	359.3
Daniel	Nelson+	128.5
Mark	Netherton+	587.3
Kasey	Owens	388.8
Raymond	Phillips	372.5
Thrace	Ramsey+	576.0
Kevin	Schlange	457.9
Drew	Scroggins	293.2
Christopher	Sickenberger	449.8
Jason	Smith	331.8
James	Sommercamp	289.2
Carmen	Stiern	241.8
Adam	Tiffany	310.0
John	Vandalen	335.5
Clinton	Vogan+	581.1
Dave	Ward	362.3
Brenton	Warren	318.5
Phillip	Wesson	290.3
Brian	Wilkey	381.3
Bradley	Willock+	595.4
Thomas	Zarback	588.2
Jon	Zellhoefer	409.0
Total Hours		21,574.8
Average Hrs		365.7
Average Hrs w/o #*		382.7

INTERNS		
Hunter	Gold	14.1
Wyatt	Hasemeier	33.4
Patrick	Kucich	7.3
Total Hours for Interns		105
Average Hours for Interns		20.99

+Hired in 2018

*Left EDH Fire in 2018

#Long-term absence in 2018

Totals include all on-duty gym time

Explorer Program

The El Dorado Hills Fire Explorer program is an opportunity for local high school students to receive first-hand experience and training with professional El Dorado Hills Firefighters. The program's purpose is to expose young men and women to all aspects of the fire service, beginning with entry level interviews and moving into developing skills associated with the everyday tasks to which Firefighters are exposed.

The EDHFD Explorer program's inception began in 2013 under the vision of Firefighter Jeno Inzerillo. Firefighter Inzerillo saw the need for curious high school aged students to be exposed to the rigors and reality of a career in the fire service. Similar programs existed in other parts of the county, but nothing was established in El Dorado Hills. Beginning with bi-monthly meetings at Station 86, students began participating in an academy-like atmosphere with lectures and weekend drills.

Today, the Explorer program has grown into a weekly drill schedule where Explorers are training and exposed to much of the same tasks as the professional Firefighters of EDHFD. Drills are now held at all stations in the district, depending upon the topic and equipment needs. These drills are designed to be a progressive type of instruction where skills are developed and improved upon, exposing the Explorers to more and more strenuous tasks. Explorers now routinely put multiple skills together to perform not just singular tasks, but complex fire and rescue scenarios with multiple moving parts.



In addition to these weekly drills, Explorers are involved with community service projects including the Santa Run, Boys and Girls club events, Firefighters Burn Institute "Fill the Boot" drive, and other needs supported by EDHFD.

The Explorer program has opportunities for 20 students aged 16-20 from Folsom, Vista, Ponderosa and Oak Ridge High Schools and is currently run by a cadre of advisors consisting of seven professional El Dorado Hills Firefighters.

Honor Guard

2019 marks the completion of The El Dorado Hills Fire Department Honor Guard's 15th year of service. It has truly been our privilege to serve our fire service brothers and sisters while honoring the fallen. This is our mission..."The Best We Can Do is The Least We Can Do". Representing our department to the highest standard is our duty.

In 2018 we assisted in honoring fallen brothers Trent Lindholdt of Auburn FD, Daniel Havicus of Tracy FD at the IAFF Memorial in Colorado Springs, and Alvaro "Al" Meraz of Consumnes FD. We were also humbled this year on 9/11 when we were asked to post colors alongside our brothers from Lake Valley Fire at the 9/11 Memorial S.F. Giants game at AT&T Park. Other events included the annual color postings at El Dorado Hills FD Lt. Peter Bertelsen Memorial Park, El Dorado Hills Little League Baseball opener at Jeff Mitchell Field, El Dorado Hills Senior Center Veterans Day event, and the retirement ceremony for Chief Roberts from El Dorado Hills FD.

We are excited to continue our tradition of service into 2019 and look forward to representing this great department whenever needed.

Matt Beckett
Honor Guard Commander





The El Dorado Hills Firefighters Pipes and Drums was formed in 2011 by nine members of the El Dorado Hills Fire Department. The inception of the band was created out of a desire to honor the rich tradition of culture in the fire service. The tradition of bagpipes played at Fire and Police Department funerals in the United States goes back over one hundred and fifty years. When the Irish and Scottish immigrated to this country, they brought many of their traditions with them. One of these was the Great Highland Bagpipe, often played at Celtic weddings, funerals and ceilis (dances).

It wasn't until the Great Potato Famine and massive Irish immigration to the East Coast of the United States that the tradition of the bagpipes really took hold in the Fire Department. In the 1800's, Irish immigrants faced massive discrimination. Factories and shops had signs reading "NINA" - No Irish Need Apply. The only jobs they could get were the ones no one else wanted - jobs that were dirty, dangerous, or both - Firefighters and Police Officers. It was not an uncommon event to have several firefighters killed at a working fire. The Irish Firefighters' funerals were typical of all Irish funerals - the pipes were played. It was somehow okay for a hardened Firefighter to cry at the sound of bagpipes when his dignity would not let him weep for a fallen comrade.

Those who have attended a funeral where bagpipes were played know how haunting and mournful the sound of the pipes can be. The most famous song played at fire and police funerals is Amazing Grace. It wasn't too long before families and friends of non-Irish Firefighters began asking for the bagpipes to be played for fallen heroes. The bagpipes add a special air and dignity to this solemn occasion.

Today, the tradition is universal and not just for the Irish or Scottish. The bagpipes have become a distinguishing feature of a fallen hero's funeral. The El Dorado Hills Firefighters pipes have chosen a Celtic saying as our motto, "Ne Oublie", which translates "never forget". Our goals as a band are to honor those who have served first and foremost through funeral performances as well as retirements etc. We also perform for community events such as parades, youth sports, dedications, and holiday celebrations.

2018 was another great year for the Pipes and Drums. We were able to honor retirees and other members of the service throughout the year and we look forward to another great year in 2019. The band will be making its trip back to Colorado Springs to attend the Annual Fallen Firefighters Memorial in September. We look forward to representing EDHFD!

Ne Oublie,

Brian Wilkey
Band President EDHFFP&D





HONOR ROLL
2008

Fire Prevention and Safety

Fire Prevention

In 2018, the Fire Prevention Division once again experienced an increased demand for prevention services. This year's demand was more focused on planning and development projects in preparation for a projected large building year in 2019. The services provided included increases in development planning, project approvals, plan reviews, inspections, business license applications, tenant improvements, and public education.

The Fire Prevention Division includes Marshall Cox (Fire Marshal), Dan Skubal (Fire Prevention Specialist), and Stephanie Layton (Fire Inspector II). The division has added to the new plan review technology in 2018 that included a second iPlan Table. These iPlan Tables allow all aspects of plan review to be completed faster and more efficiently than paper plans. "Going digital" has not only helped serve the Fire Prevention Division's mission of accurate and timely reviews, but has also allowed us to better serve our community members. Digital plan submittals allow for reduced gasoline usage, lowering or eliminating travel time, and paper savings that would normally be spent on printing services. The digital plan submittal process provides a secure way to submit plans electronically or use an online account for plan links. In 2018, we bolstered our plan submittal process by creating web portals for customers to use to submit plans based on the plan type. These categories include Development/Civils, Building Construction/Fire Protection Systems, Special Events, and TUP/CUP/SUP projects.

Vegetation Management and Wildland Fire Safety remain paramount focal points for the El Dorado Hills Fire Department. We have added to and updated our website to include more safety tips, flyers, and information for our community members to easily access. In addition, we have grown our local relationships with stakeholders to collaboratively provide services that directly benefit the residents, HOAs, agencies, and community of El Dorado Hills. The Lakehills Fire Safe Council has continued its extraordinary efforts in actively pursuing grant funding and executing fuel reduction projects which include a shaded fuel break along Folsom Lake, completing a Community Wildfire Protection Plan, and becoming a FireWise Community. The hard work of the Lakehills Fire Safe Council and its dedicated leadership team deserves special acknowledgement, year in and year out.

In 2018, the Fire Prevention Division has overseen, reviewed and completed the following:

	EDH 2017	EDH 2018
Development Projects/Reviews	N/A	83
Residential Structures	596	413
Commercial Structures	8	8
New Sq. Ft. Buildings added	3,689,496	1,845,906
Development Fees Collected	\$2,810,679	\$1,608,093
Prevention Fees Collected	\$81,183	\$88,197

**Historical data from previous years may be adjusted to reflect El Dorado County's audited records.*

New construction continues in El Dorado Hills with the addition of two new Care Facilities, a Safeway Center, Arco gas station, Self-Storage facility, warehouses, business buildings in the business park, and waste management facilities. Care facilities include the Pavilions off of Francisco Drive and Green Valley Road, Oakmont off of Town Center West Way and White Rock Road, future plans for Westmont Care off of Carson Crossing Drive and Golden Foothill Parkway, and a commercial site off of St. Andrews Drive. The Town Center El Dorado Hills Apartments, Montano De El Dorado II expansion, and the many new residential subdivisions that are actively moving through the various Fire Prevention Division processes will lead to a very demanding 2019. This includes construction plan review, inspections, and testing of numerous buildings throughout the district.


Prevention programs ran strong, fast, and smooth as we closed out 2018. These programs include Business Inspections, Hydrant Inspections, Public Education, Buckle Up Baby, Vacant Lots, Hazard Reductions, Fire Prevention Officers, and Fire Safe Councils. Hydrant inspections on the iPad are the next big task ahead of Prevention for 2019 (continued from 2018). We are working with EID to update all GIS maps by inspection district per station and shift. As the elderly community demographic continues to grow in El Dorado Hills over the next few years, the need for Public Education and services is on the rise. Prevention will monitor the need and demand for services, as well as ensure the maintenance and growth of current programs that benefit the citizens of EDH. Program outreach and growth may require the future need of Prevention personnel to ensure program sustainability, a high level of service, and fire safety projects that impact the citizens, employees, and firefighters of EDH.

It is important for those that live, work, and play in El Dorado Hills to know that their Fire Prevention Division is committed to their safety each and every day. Life Safety and Fire Prevention is a team effort between the Fire Prevention Division, Firefighters, Interns, Volunteers and our valued community members. We remain dedicated to working together to protect life and property for all.

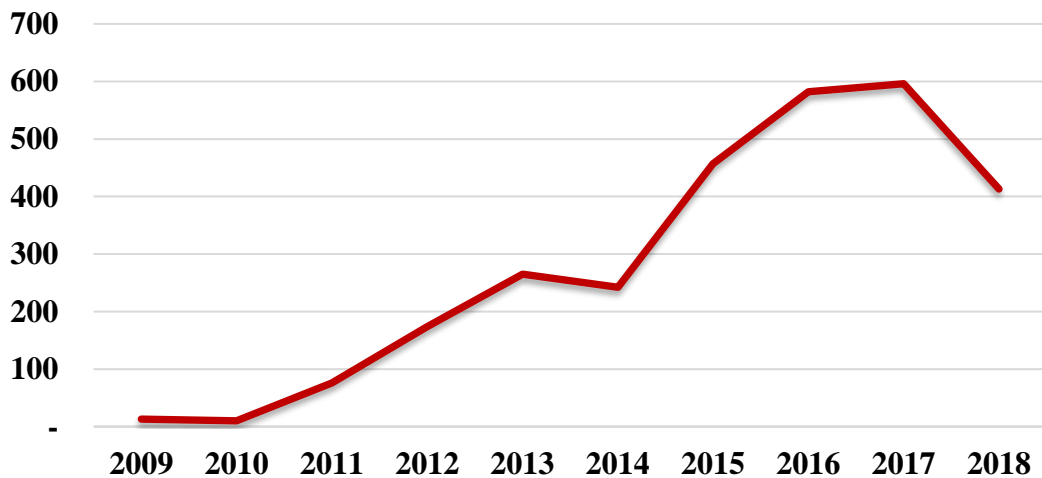


ANNUAL FIRE LOSS

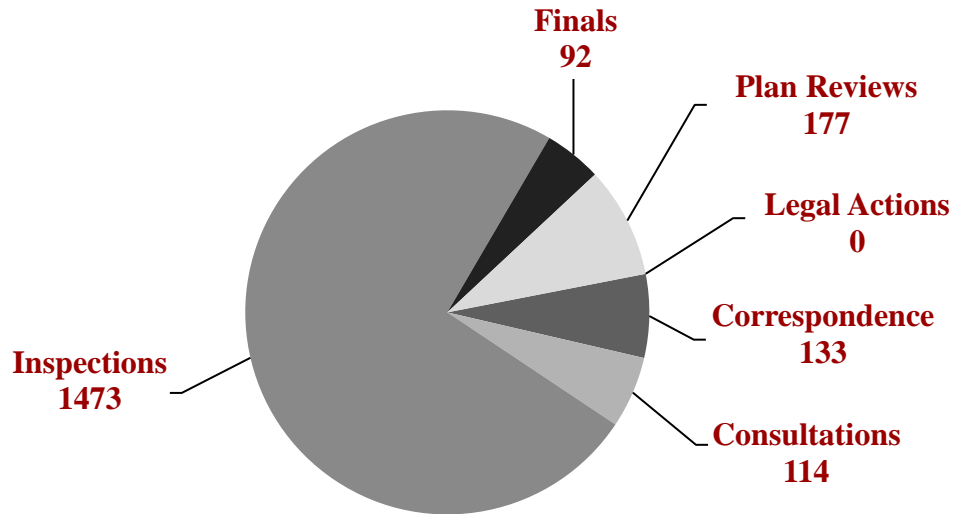
(Estimated Dollar Loss)



ANNUAL RESIDENTIAL FIRE SPRINKLERS



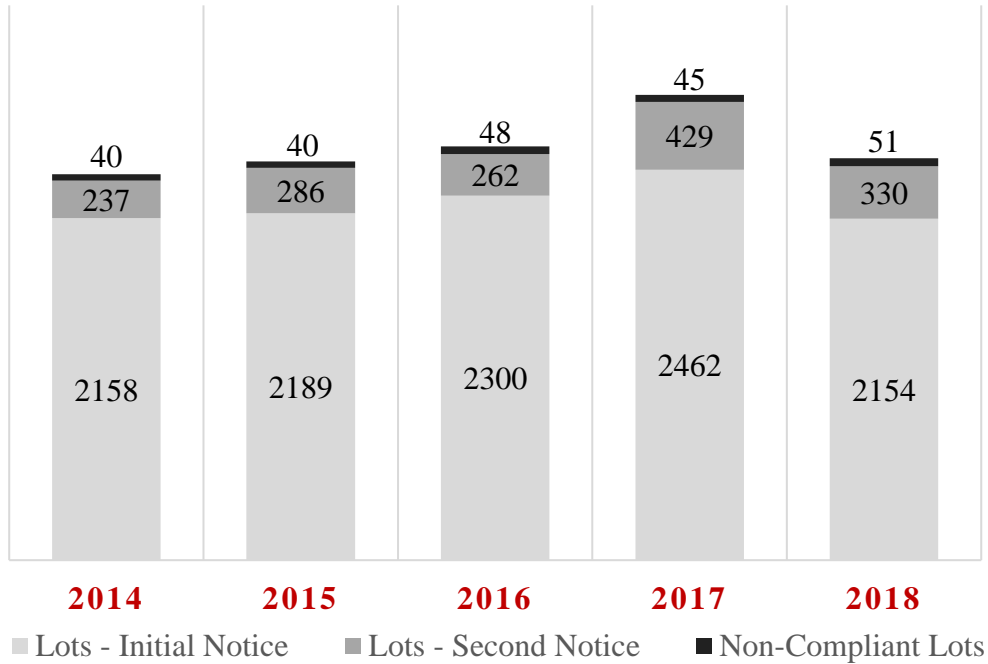
FIRE PREVENTION ACTIVITIES



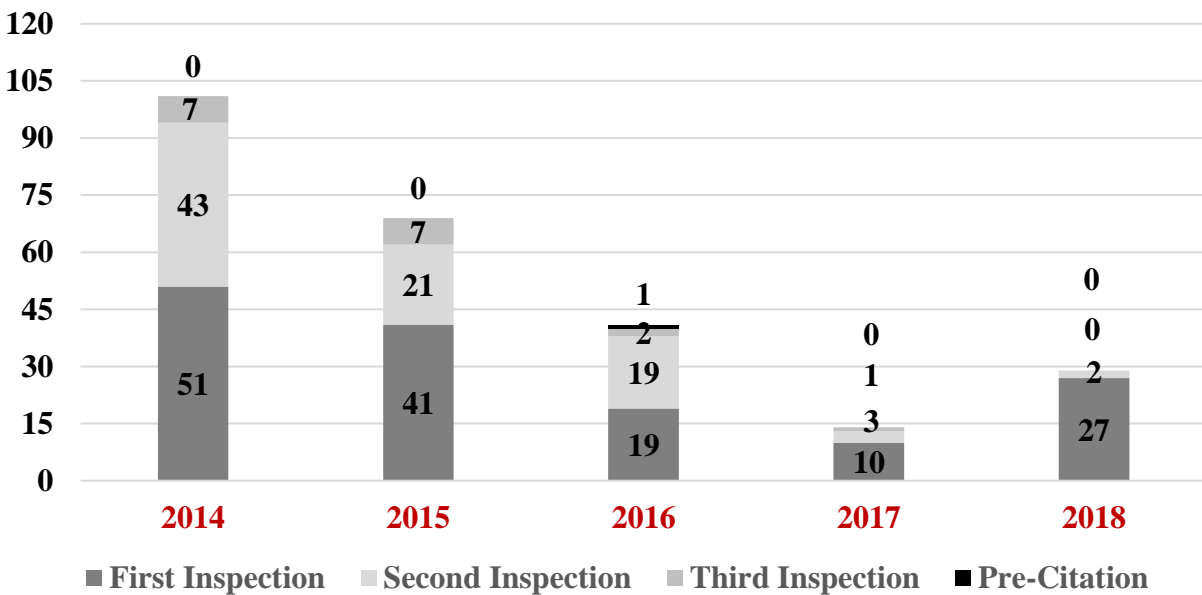
FIRE PREVENTION ACTIVITIES OVERVIEW

Activity	Description	2014	2015	2016	2017	2018
Correspondence	Business License Applications, Fire Flow, etc.	114	130	147	168	133
Consultations	Special Events, RCFE's, Sprinklers, Gates, etc.	97	112	96	62	114
Inspections	Fire Protection, Testing, Gates, Building, Construction, Knox Keys, Occupancy, etc.	614	697	803	1302	1473
Finals	Commercial/Residential Building Plans, Rural Water Storage, etc.	45	72	61	109	92
Plan Reviews	Fire Alarm, Fire Sprinkler, Tenant Improvement, etc.	176	346	210	216	177
Legal Actions		n/a	2	4	0	0
TOTAL		1046	1357	1321	1857	1989

VACANT LOT PROGRAM

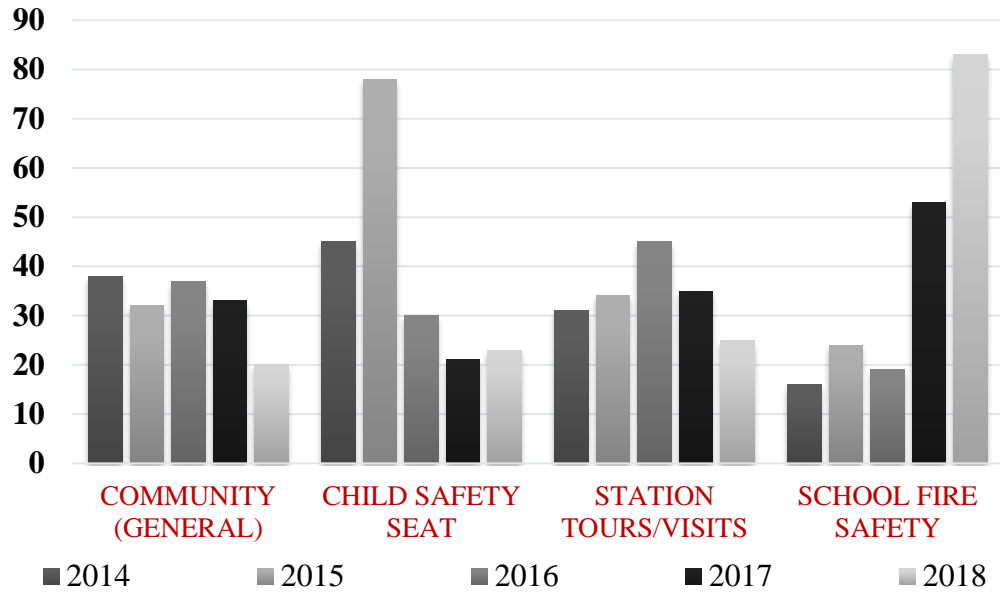


HAZARD REDUCTION PROGRAM INSPECTIONS



PUBLIC EDUCATION PROGRAMS

Activities





Apparatus & Facilities

Apparatus

UNIT #	YEAR -CHASSIS MFG –TYPE	HOSE LOADS	TANK & PUMP CAPACITY	ALARM RESPONSE MILEAGE
8551	2002 International		SCBA Compressor	Structure Fire Support
Air-85	Hackney	N/A	Light Tower	21,000 Miles
	Air/Light Support			

8552	2008 Ford F-350		Water Rescue Equip.	Water Rescue
WR-84	Ford	N/A		17,946 Miles
	4x4 Water Rescue			

8553	2015 Ford F-550	400' 1 3/4"	400 Gallons Water	Reserve
P-87	Ford	600' 1 1/2"	170 G.P.M.	
	4X4-Type-6 Patrol		12 Gallons Foam-A	24,000 Miles

8554	2015 Ford F-550	400' 1 3/4"	400 Gallons Water	All Structure Fire &
P-91	Ford	600' 1 1/2"	170 G.P.M.	Vehicle Accidents
	4X4-Type-6 Patrol		12 Gallons Foam-A	24,000 Miles

8557 JPA	2017 Dodge		Advanced	Medical Aids
M-85	Arrow	N/A	Life Support	Vehicle Accidents
	Ambulance			30,000 Miles

8558 JPA	2015 Ford		Advanced	Reserve Medic
M-285	Arrow	N/A	Life Support	95,000 Miles
	Ambulance			

8562	2004 International	500' 3"	500 Gallons Water	Wildland Fires
E-387	West-Mark	150' 1 3/4"	500 G.P.M.	*Cross staffed summer
	4x4 Type-3 Engine	1500' 1 1/2"	Darley Pump	44,000 Miles
		800' 1"	20 Gallons Foam-A	

8563	2007 International	500' 3"	500 Gallons Water	Wildland Fires
E-386	West-Mark	150' 1 3/4"	500 G.P.M.	*Cross staffed summer
	4x4 Type-3 Engine	1500' 1 1/2"	Darley Pump	Mutual Aid Engine
		800' 1"	20 Gallons Foam-A	36,000 Miles

UNIT #	YEAR -CHASSIS MFG -TYPE	HOSE LOADS	TANK & PUMP CAPACITY	ALARM RESPONSE MILEAGE
8570	2003 Spartan	700' 5"	500 Gallons Water	Reserve
E-285	Ferrara	500' 3"	1500 G.P.M.	Mutual Aid Engine
	Class "A" Pumper	100' 2 ½"	Waterous Pump	95,000 Miles
	Type 1 Engine	600' 1 ¾"	20 Gallons Foam-A	
		900' 1 ½"	20 Gallons Foam-B	
		600' 1"		

8571	1996 HME		600 Gallons Water	Out of Service Reserve
	Hi-Tech		1500 G.P.M.	82,000 Miles
	Class "A" Pumper		Waterous Pump	
	Type 1 Engine		20 Gallons Foam-A	

8572	1999 HME	700' 5"	500 Gallons Water	Reserve
E-286	Westates	500' 3"	1000 G.P.M	73,000 Miles
	Class "A" Pumper	100' 2 ½"	Waterous Pump	
	Type 1 Engine	600' 1 ¾"	20 Gallons Foam-A	
		900' 1 ½"	20 Gallons Foam-B	

8574	2007 Spartan	700' 5"	500 Gallons Water	All Alarms Winter
E-86	Ferrara	500' 3"	1500 G.P.M.	*cross staffed summer
	Class "A" Pumper	100' 2 ½"	Waterous Pump	72,000 Miles
	Type 1 Engine	600' 1 ¾"	20 Gallons Foam-A	
		900' 1 ½"		

8576	2010 Igniter/Ferrara	700' 5"	500 Gallons Water	All Alarms Winter
E-87	Ferrara	500' 3"	1500 G.P.M.	*Cross staffed summer
	Class "A" Pumper	100' 2 ½"	Waterous Pump	63,000 Miles
	Type 1 Engine	600' 1 ¾"	20 Gallons Foam-A	
		900' 1 ½"	20 Gallons Foam-B	

8577	2013 KME	700' 5"	500 Gallons Water	All Alarms
E-84	Class "A" Pumper	500' 3"	1500 G.P.M.	34,837 Miles
	Type 1 Engine	100' 2 ½"	Waterous Pump	
		600' 1 ¾"	20 Gallons Foam-A	
		900' 1 ½"		

UNIT #	YEAR -CHASSIS MFG –TYPE	HOSE LOADS	TANK & PUMP CAPACITY	ALARM RESPONSE MILEAGE
8578	2018 Pierce	700' 5"	500 Gallons Water	All Alarms
E-85	Class "A" Pumper	500' 3"	1500 G.P.M.	Cross Staffed with Truck 85
	Type 1 Engine	100' 2 ½"	Waterous Pump	3,000 Miles
		600' 1 ¾"	20 Gallons Foam-A	
		900' 1 ½"		

8580	2009 International	500' 3"	2000 Gallons Water	Structure Fires
WT-91	Rosenbauer	200' 1 ½"	500 G.P.M.	Wildland Fires
	Water Tender	20' 4"	20 Gallons Foam-A	11,000 Miles

8581-OES	2003 Freightliner	500' 3"	2000 Gallons Water	Rural Area Support
WT-41	Westates	200' 1 ½"	500 G.P.M.	Structure/Wildland Fires
	Water Tender	20' 4"	Waterous Pump	State of CA Mutual Aid
				40,970 Miles

8590	2012 Sutphen	200' 5"	300 Gallons Water	All Structure Fire &
T-85	100' Aerial Platform	300' 3"	1500 G.P.M.	Vehicle Accidents
	Quint	100' 2 ½"	Hale Pump	45,744 Miles
		500' 1 ¾"		



UTILITY & STAFF VEHICLES

INVENTORY #	YEAR	MAKE/MODEL	VEHICLE DESCRIPTION	TYPE OF USE	MILEAGE
8531	2007	Ford F-150	Pickup 4x4	General use/Utility	92,791
8532	2016	Ford Explorer	SUV	Prevention Officer	8,617
8533	2016	Ford Explorer	SUV	Prevention Officer	21,550
8534	2015	Chevrolet Tahoe	SUV	Deputy Chief Admin	44,048
8535	2015	Chevrolet Tahoe	SUV	Fire Chief (new)	34,621
8536	2015	Chevrolet Tahoe	SUV	Deputy Chief Ops	32,322
8537	2018	Chevrolet Silverado	Pickup 4x4	Shift BC	9,517
8539	2005	Ford F-250	Pickup 4x4	Strike Team/Utility	96,091
8540	2005	Ford Explorer	SUV	Prevention Officer	238
8541	2006	Ford F-250	Pickup 4x4	Shift BC Strike Team	76,826
8542	1999	Ford F-350	Pickup 2x4 DRW	Prev. Trailer/Utility	76,916
8544	2003	Ford Expedition	SUV	Fire Marshal	106,039
8548	2003	Ford Expedition	SUV	Strike Team/Utility	109,581
8549	2003	Ford Expedition	SUV	Training/Utility	141,016



Engine 85 Dedication – October 31, 2018




TRAILERS

INVENTORY #	YEAR	MAKE/MODEL	VEHICLE DESCRIPTION	TYPE OF USE	MILEAGE
8510	2018	Interstate	Box Trailer	Rescue Trailer	N/A
8511	2017	Karavan	Rescue Boat Trailer	Rescue Boat Trailer	N/A
8512	1996	Charm	Prevention Trailer	Prevention Training	N/A
8513	2007	PJ Trailers	Dump Trailer	Debris Removal	N/A
8514	2008	Interstate	Honor Guard Trailer	Equipment Transport	N/A
8515	2008	Shorland	PWC Transport	PWC Transport	N/A
8516	1996	Charm	Utility Trailer	Utility Trailer	N/A

BOATS

INVENTORY #	YEAR	MAKE/MODEL	VEHICLE DESCRIPTION	TYPE OF USE	MILEAGE
8520	2017	Wing P4.2	14' IRB	Water Rescue	N/A
8521	2018	Wing P4.2	14' IRB	Water Rescue	N/A
8523	2017	NRS Outlaw	14' River Raft	Water Rescue	N/A
8524	2008	Sea Doo	PWC	Water Rescue Training	N/A
8525	2009	Sea Doo	PWC	Water Rescue Training	N/A




Facilities

A fire station supports the needs of the Fire Department and the community in which it is located. It must accommodate extremely diverse functions, including housing, administration, training, community education, equipment and vehicle storage, equipment and vehicle maintenance, and hazardous materials storage. Our facilities are not only occupied by our own personnel, they also accommodate the general public, non-profit organizations and other government entities for training purposes, community education or outreach programs, etc.

Each fire station varies in design depending on when it was built, the types of emergencies that will be responded to, the types of equipment that will be housed at the station and the personnel it needs to accommodate.

All fire stations are operated 24 hours a day throughout the year and maintenance of these facilities continues to be challenging. Our fire stations are commercial buildings used as a residential housing for our Professional Firefighters. Since our stations are “on duty” 24/7, we stress the components to operate at that capacity. For example, the HVAC systems, boilers, and lighting components are used constantly. The Department is continuously maintaining and repairing these components and many others throughout the year. In 2018, the following major changes were made to our facilities:


- Station 91 located on Latrobe Road was upgraded from the original volunteer fire station to accommodate safety personnel to be housed 24 hours a day, 7 days a week. This remodel included upgrades to the interior and exterior of the building.
- Station 86 located on Bass Lake Road had an interior leak in one of the bathrooms, and therefore, required demolition and remodel to be completed.
- Station 92 located on Ryan Ranch Road is an unstaffed fire station but minor construction and updates have taken place in order to maintain the integrity of the building. At this time, this station is not a staffed fire station but is currently used for storage and community meetings.



Station 91 interior remodel



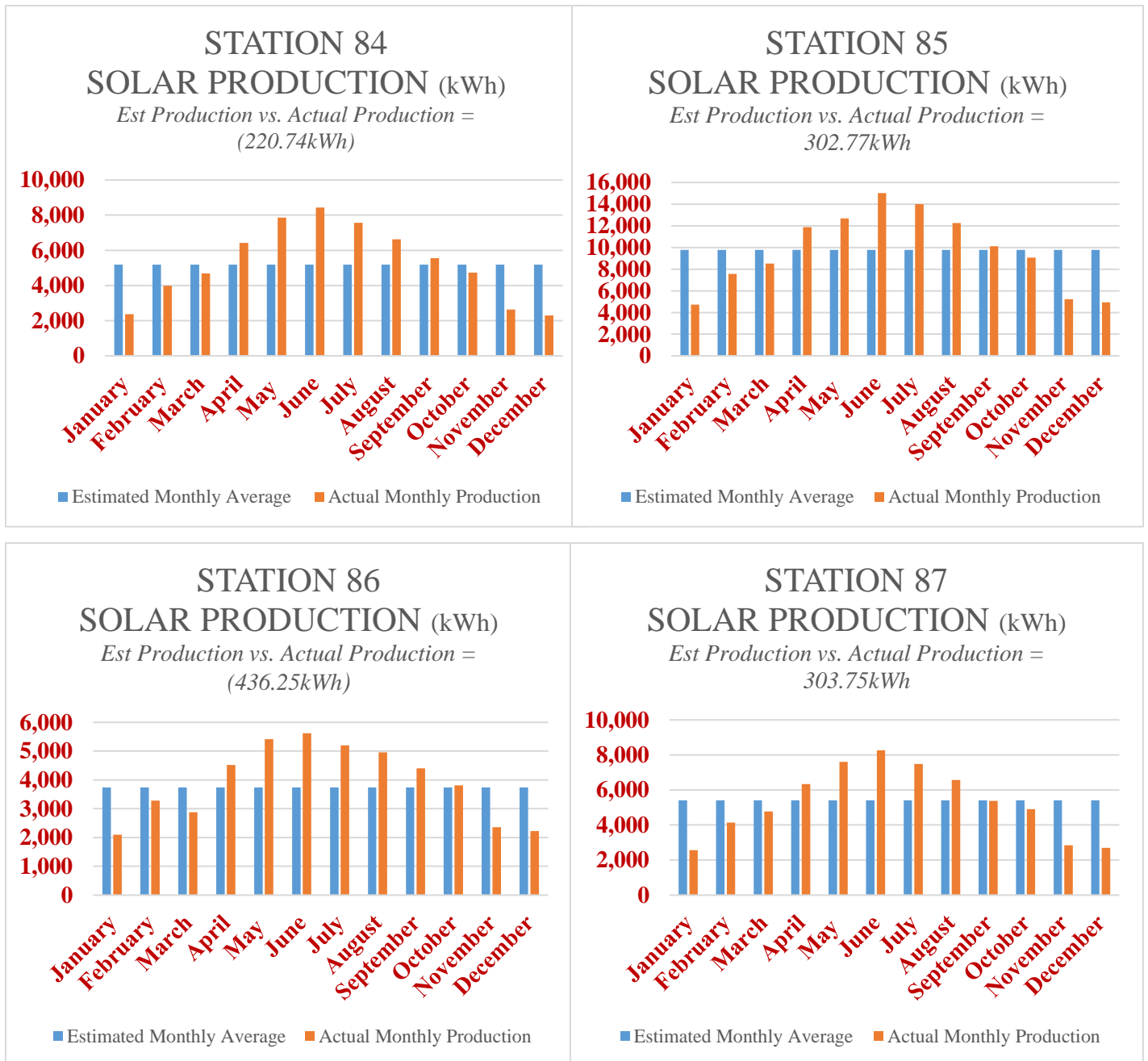
Station 91 exterior remodel



Station 86 bathroom restoration

Solar Power

In 2017, the El Dorado Hills Fire Department started a photovoltaic (solar) power plan with Solar Edge. Station 84, 85, 86 and 87 had solar panels installed and began producing. 2018 was the first year the Department saw the full effects of solar power production. The graphs below depict the power production (kWh) for each month per Station with the True Up estimates*.



*Production numbers are based on Solar Edge online report.