

EL DORADO HILLS
FIRE DEPARTMENT



2014 Annual Report

TABLE OF CONTENTS

District Information

| | |
|---|-----------|
| <i>Synopsis.....</i> | <i>1</i> |
| <i>Board of Directors</i> | <i>2</i> |
| <i>Fire Department Personnel</i> | <i>3</i> |
| <i>Volunteer Personnel.....</i> | <i>4</i> |
| <i>District Assessed Value / Property Tax Revenue</i> | <i>5</i> |
| <i>Annual Revenue / Annual Budgets</i> | <i>6</i> |
| <i>Budget Analysis.....</i> | <i>7</i> |
| <i>Residential Growth / Population Growth.....</i> | <i>8</i> |
| <i>Total Homes by Response Area.....</i> | <i>9</i> |
| <i>Homes Constructed by Response Area</i> | <i>10</i> |
| <i>Homes Constructed per Month / per Year</i> | <i>11</i> |
| <i>Annual Development Fees / Development Fees per Month</i> | <i>12</i> |
| <i>Commercial / Residential Development.....</i> | <i>13</i> |
| <i>Strategic Plan Update</i> | <i>14</i> |

Calls for Service

| | |
|---|-----------|
| <i>Synopsis.....</i> | <i>15</i> |
| <i>Alarm Statistics</i> | <i>16</i> |
| <i>Alarm Graphs</i> | <i>17</i> |
| <i>Alarms per Month / per Year</i> | <i>18</i> |
| <i>Alarms per Day / Responses by Time of Day.....</i> | <i>19</i> |
| <i>Volunteer Alarm Responses</i> | <i>20</i> |
| <i>Incidents by Response Zone</i> | <i>21</i> |

Fire Training

| | |
|--|-----------|
| <i>Synopsis.....</i> | <i>22</i> |
| <i>Paid Training Summary.....</i> | <i>23</i> |
| <i>Volunteer Training Summary.....</i> | <i>24</i> |
| <i>Total Engine Coverage</i> | <i>25</i> |
| <i>Honor Guard.....</i> | <i>26</i> |

Fire Prevention & Safety

| | |
|--|-----------|
| <i>Synopsis.....</i> | <i>27</i> |
| <i>Staff Hours per Year.....</i> | <i>28</i> |
| <i>Fire Prevention Activities.....</i> | <i>29</i> |
| <i>Vacant Lot Program / Hazard Reduction Program.....</i> | <i>30</i> |
| <i>Hazard Reduction Assignments</i> | <i>31</i> |
| <i>Public Education Programs / Fire Station Tours</i> | <i>32</i> |
| <i>Annual Residential Fire Sprinklers / Annual Fire Loss</i> | <i>33</i> |

Apparatus

| | |
|--------------------------------------|-----------|
| <i>Apparatus Description</i> | <i>34</i> |
| <i>Utility / Staff Vehicles.....</i> | <i>37</i> |

Dear Board of Directors, Residents, Business Owners and Fire Department Members:

The number one responsibility of any fire department is to provide for the safety of the public it serves. In 1963, like many other pioneer communities across California, the first citizens of El Dorado Hills formed a special district that quickly took on the responsibility of emergency response to their community. Today, over 50 years later, the El Dorado Hills Fire Department has evolved offering services that far exceed those of our early predecessors; however, when you meet the men and women of this organization, it is clear that the underlying values of this profession are timeless. These values continue to be the hallmarks of the job: compassion, dedication, service before self, commitment, honor, integrity and bravery to name a few. Firefighting is a calling that extends well beyond the hours in uniform or the boundaries of the fire district.

As you read this Annual Report highlighting the year of 2014, you will see a measure of the results of those values that still exist in the El Dorado Hills Fire Department. You will learn how your fire department worked together to achieve its goals and meet its benchmarks. We witnessed history in the making as we dedicated a time capsule to be opened in 50 years at our 100th anniversary celebration, annexed the Latrobe Fire Protection District, commissioned the tear down and rebuild of Station 84 and made significant progress on six key goals that were developed during our community driven strategic planning process. While these accomplishments are all historical milestones, they wane in comparison to the compassion and exceptional dedication to customer service that the men and women of the El Dorado Hills Fire Department deliver to our community on a daily basis.

As Fire Chief of the El Dorado Hills Fire Department, it is a great honor to work next to the individuals who comprise this organization. I encourage you to take the time to read this report and invite you to stop by and get to know your firefighters. I think you will agree that we, who live and work in El Dorado Hills, are truly fortunate for their service.

Sincerely,

EL DORADO HILLS FIRE DEPARTMENT

A handwritten signature in black ink, appearing to read "Dave Roberts", with a stylized, flowing script.

Dave Roberts, Fire Chief



DISTRICT INFORMATION

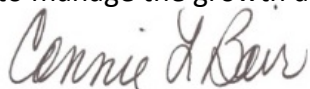


DISTRICT INFORMATION

The District annexed the Latrobe Fire District in 2014. Staffing increased along with budget and revenue requirements to support the addition. Property tax revenue and District assessed value increased in 2014. Highlights are as follows:

- Again this year, a Budget Committee, consisting of Board Members and Staff, reviewed all budget items and worked diligently to bring a balanced budget to the Board for approval.
- Latrobe Fire Protection District was annexed late in 2014. Most of the Annual Report numbers, housing, development fees, budget and revenue do not include the Latrobe area unless noted.
- The assessed value for the District increased 8.9% in 2014. This is the third consecutive year the District has had an increase in assessed value since the downward spiral in the housing market. The District assessed value increased slightly over the past 5 years and increased an average of 5.25% per year over the past 10 years. The assessed value changes based on the reassessment of homes and commercial structures.
- The property tax revenue as projected by the County increased 9.0% for the 2014/2015 fiscal year. Property tax revenue increased an average of 2.1% per year over the past 5 years and increased an average of 5.5% per year over the past 10 years.
- Commercial development was 14,900 square feet in 2014 as compared with 32,144 square feet of new commercial development in 2013. Over the past 5 years, there has been an average increase of 19,297 square feet per year.
- New home development increased more than 1.5% in the District this past year. Construction has been on the rise in 2012, 2013 and 2014 as compared to the few years prior. There were 238 new homes constructed in 2014; the average number of new homes constructed over the past 5 years was 150 and over the past 10 years was 248. The District has a total of 14,958 homes.
- The development fee revenue collected in 2014 was \$1,260,805, a substantial increase over 2012, and comparable to 2013.

In summary, the El Dorado Hills Fire District is growing again; however, it is still a slower growth rate than ten years ago. Development has increased over the past three years and is on an upward trend. The Department remains proactive in meeting the ongoing challenges it faces to manage the growth and development needs in our community.



Connie L. Bair, Chief Financial Officer

BOARD OF DIRECTORS

| NAME | TITLE | ELECTED/APPOINTED |
|-------------------|-----------------|------------------------------|
| Barbara Winn | President | 2009 |
| Jim Hartley | Vice-President | 2000 |
| Greg Durante | Director | 2008 |
| John Hidahl | Director | 2000 (1981-1998) |
| Wallace Fullerton | Director | January 2014 - November 2014 |
| Doug Hus | Director | December 2014 |
| Connie Bair | Board Secretary | 1983 |
| Board Counsel | Mike Cook | 1988 |

COMMITTEES

Standing Committees

| | |
|----------------------------------|---------------------------------|
| Administrative Committee | John Hidahl / Wallace Fullerton |
| Fire Committee | Barbara Winn / Greg Durante |
| Joint Powers Authority | Jim Hartley / Wallace Fullerton |
| Commission for Collaborative FDs | John Hidahl / Jim Hartley |

Ad Hoc Committees

| | |
|-------------------------------|---------------------------------|
| Regional Operations Committee | Jim Hartley / Wallace Fullerton |
| Human Resources Committee | Barbara Winn / Greg Durante |
| Budget and Negotiations Comm. | John Hidahl / Barbara Winn |

ADMINISTRATIVE STAFF

David Roberts, Fire Chief
Tom Keating, Deputy Chief
Mike Lilienthal, Fire Marshal
Connie Bair, Chief Financial Officer
John Niehues, Battalion Chief
Antonio Moreno, Battalion Chief
David Brady, Battalion Chief
John Johnston, Battalion Chief
Wally Jukes, Fire Prevention Specialist
Sandra Sanders, Administrative Assistant
Stephanie Parrish, Fire Inspector I
Kristin Moreno-Cramer, Administrative Assistant
Allan Orr, Operations Specialist
Marshall Cox, Fire Inspector I
Megan Selling, Administrative Assistant

FIREFIGHTER/PARAMEDIC

Austerman, Robert
Bichel, Todd
Cummins, Jeffrey
Hemstalk, Dale
Inzerillo, Jenö
Leduc, Brian
Lovingier, Michael
Lowe, Brian
MacKenzie, Robyn
Mason (Perillo), Lisa Marie
Minnich, Stacy
Smith, Jason
Stiern, Carmen
Ward, Sean
Wilkey, Brian
Zarback, Thomas

FIREFIGHTER

Bates, Sean
Colgan, Matthew
Cope, David
Haydt, Eric
Jukes, Mark
Soekland, Laurel

ENGINEER/PARAMEDIC

Belleci, Matthew
Cowles, Benjamin
Eckhardt, Mathew
Ferry, Bryan
Gygax, Michael
Karnow, Robert
Landry, Christopher
LeBlanc, Michael
MacKenzie, Michael
Sommercamp, James
Ward, Dave
Wesson, Phillip

PARAMEDIC/FF

Bennett, Ryan
Bohanan, Lucas
Lorence, Don

RETIREEES

Battalion Chief John Niehues
Fire Prev. Spec. Wally Jukes

CAPTAIN/PARAMEDIC

Ali, Mark
Anselmo, Tom
Beckett, Matthew
Bresnahan, Brian
Ferlini, Hank
Hasemeier, Russell
Hathaway, Ryan
Merino, David
Nelson, Daniel
Owens, Kasey
Storz, Chris*
Warren, Brenton
Zellhoefer, Jon

MED TECHS

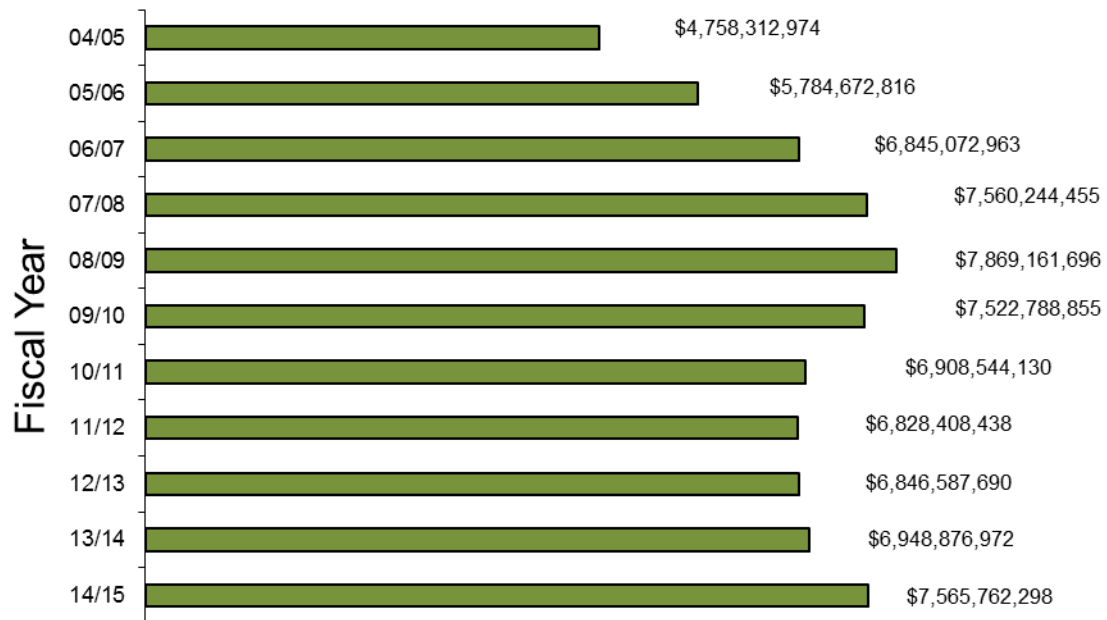
Cowin, Brian
Roberts, Kyle*
VanDalen, John*

*non-paramedic

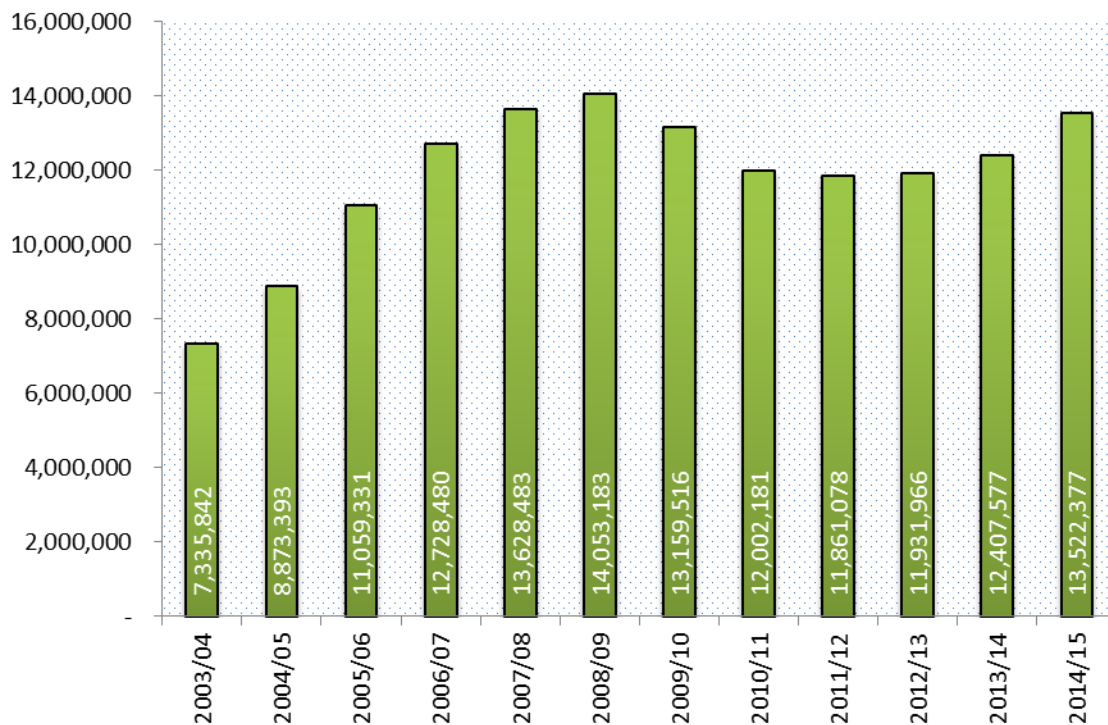
VOLUNTEER PERSONNEL

| <u>NAME</u> | | <u>TITLE</u> | <u>HIRED YEAR</u> |
|------------------|----------|--------------|-------------------|
| Roppolo | Mike | Lieutenant | 1994 |
| Thalhamer | Todd | Lieutenant | 1998 |
| Hughes | Robert | Lieutenant | 2000 |
| Vail | Scott | Firefighter | 2001 |
| Webb | Darrin | Firefighter | 2002 |
| Boeker | Bobby | Engineer | 2004 |
| Baughman | Gregory | Lieutenant | 2005 |
| Nugent | Dion | Firefighter | 2008 |
| Albillar | Aaron | Firefighter | 2009 |
| Frey | Lucus | Firefighter | 2009 |
| Mattson | Kyle | Firefighter | 2009 |
| McCarthy | Sean | Firefighter | 2009 |
| Phillips | Raymond | Firefighter | 2009 |
| Polson | John | Firefighter | 2009 |
| Wolfe | Ryan | Firefighter | 2010 |
| Cowin | Brian | Firefighter | 2011 |
| Cox | Marshall | Firefighter | 2011 |
| Estrada | Andrew | Firefighter | 2011 |
| Nelson | Nicholas | Firefighter | 2011 |
| Roberts | Eric | Firefighter | 2011 |
| Roberts | Kyle | Firefighter | 2011 |
| Stephens | Kelly | Firefighter | 2011 |
| VanDalen | John | Firefighter | 2011 |
| Verseput | Justin | Firefighter | 2012 |
| Braddock | Jerome | Firefighter | 2013 |
| Stinson | Jack | Firefighter | 2013 |
| Franzen | Michael | Firefighter | 2014 |
| Goddard | Kevin | Firefighter | 2014 |
| Hail | William | Firefighter | 2014 |
| Kellogg | Shawn | Firefighter | 2014 |
| Montalvo | Joseph | Firefighter | 2014 |
| Murray | Logan | Firefighter | 2014 |
| Murray | Marc | Firefighter | 2014 |
| Neu | Johannes | Firefighter | 2014 |
| Parades | Sam | Firefighter | 2014 |

District Assessed Value

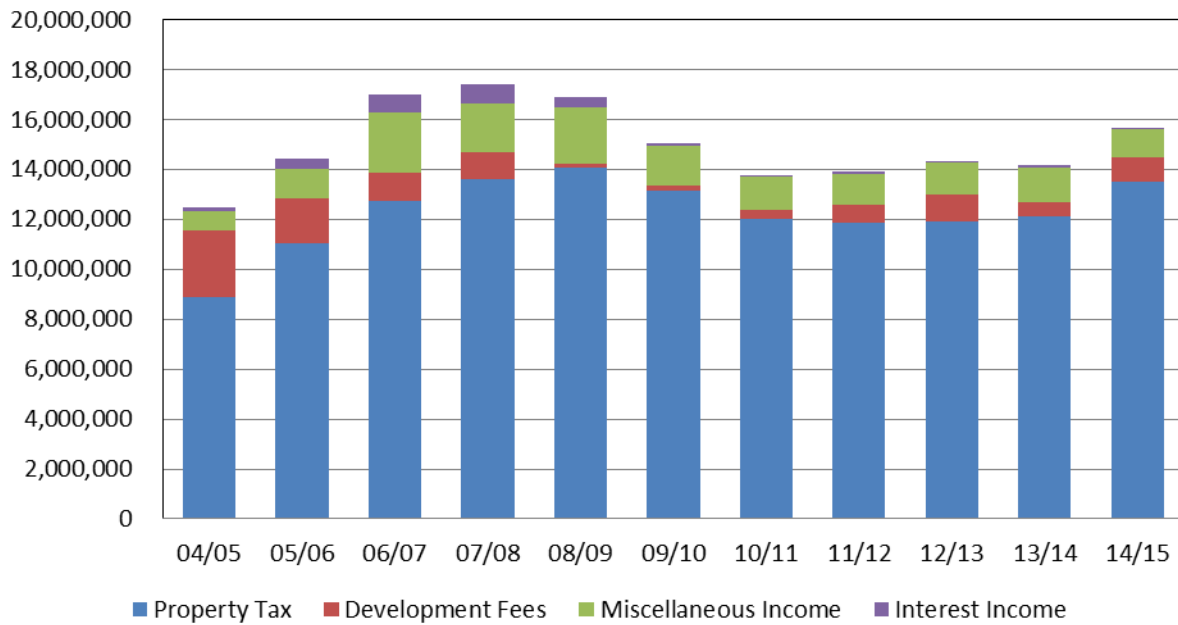


Property Tax Revenue

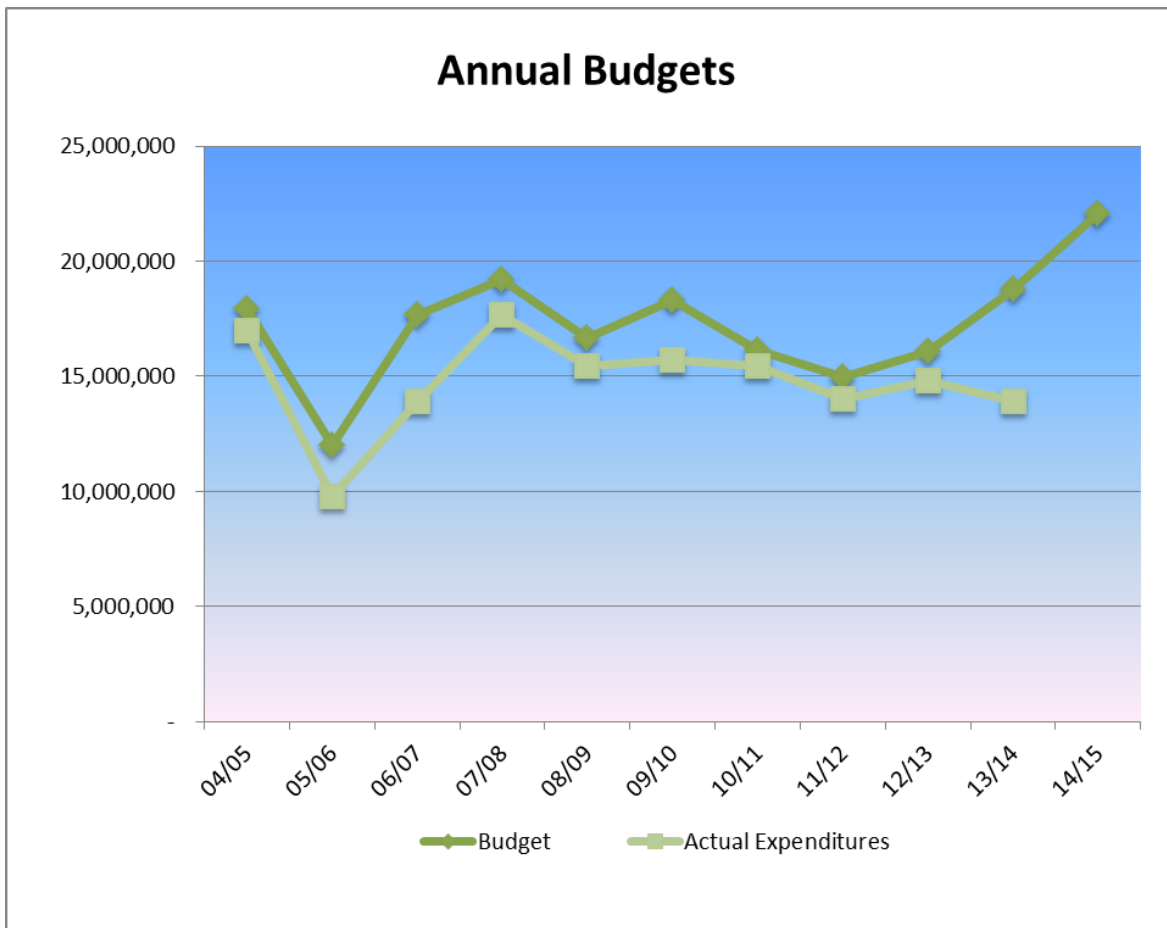


*Note: Assessed Value and Property Tax Revenue do not include Latrobe area portion.

Annual Revenue



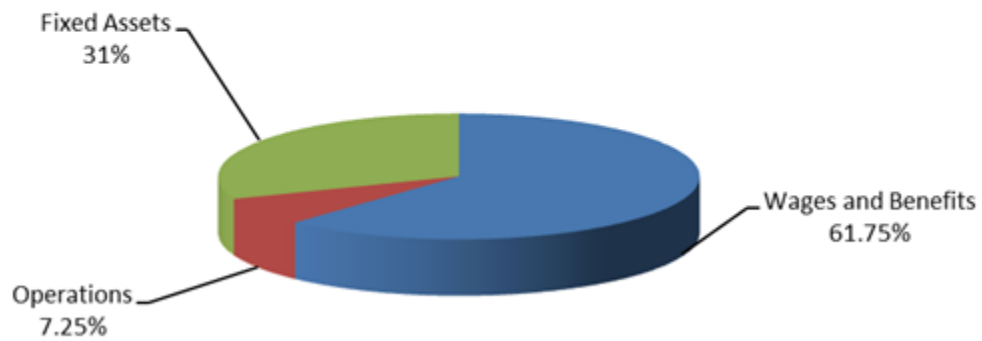
Annual Budgets



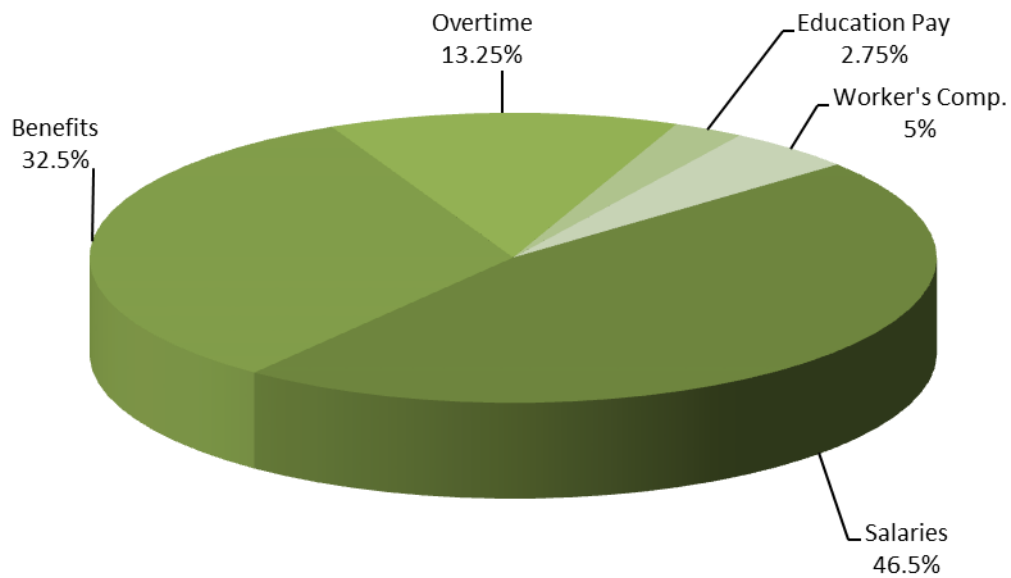
*Note: Annual Revenue does not include Latrobe portion. Annual Budget includes Latrobe portion beginning 11/2014.

2014/2015 Budget Analysis (Total Budget - \$22,061,129)

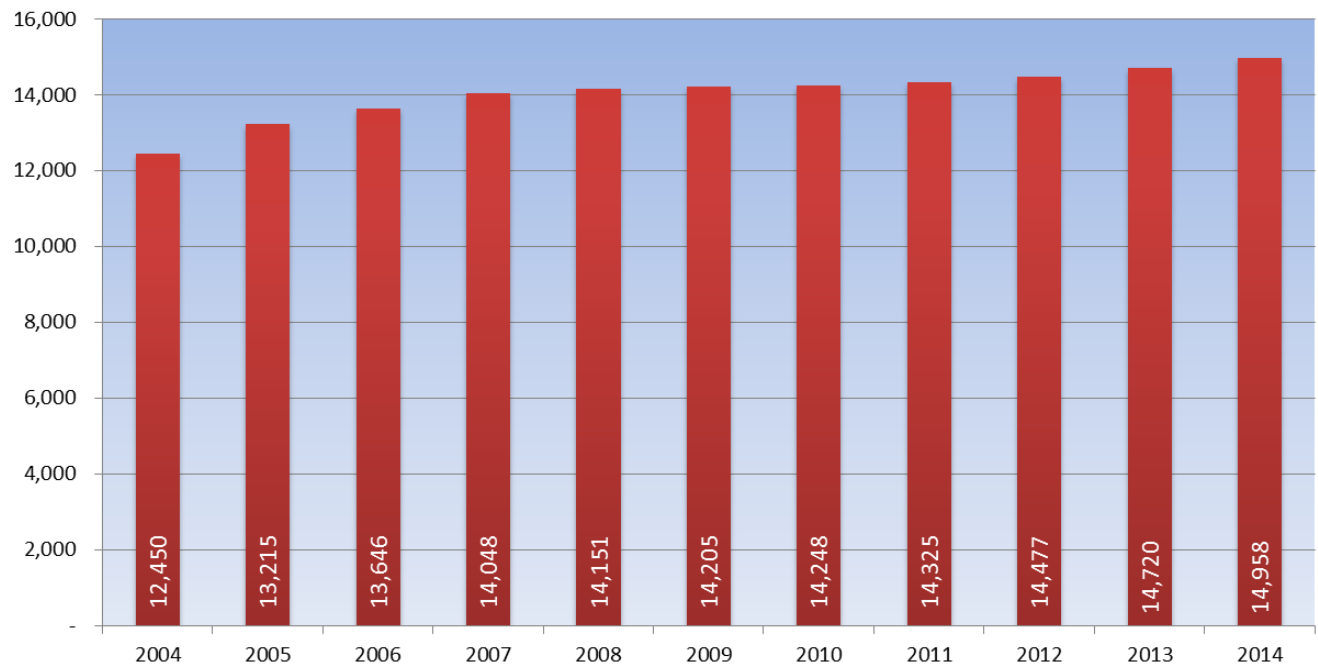
Total Budget



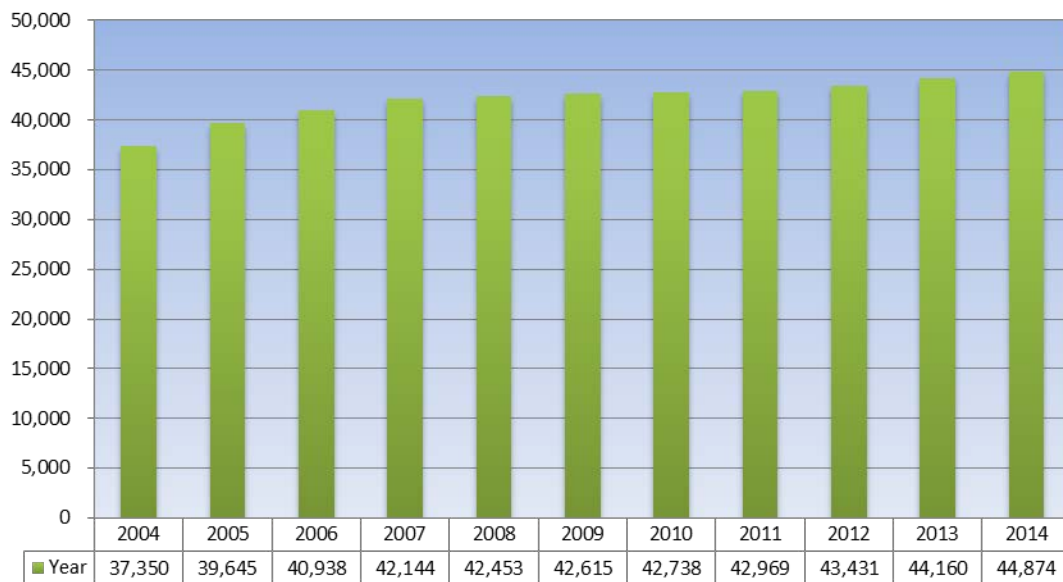
Wages and Benefits



Residential Growth (housing units)

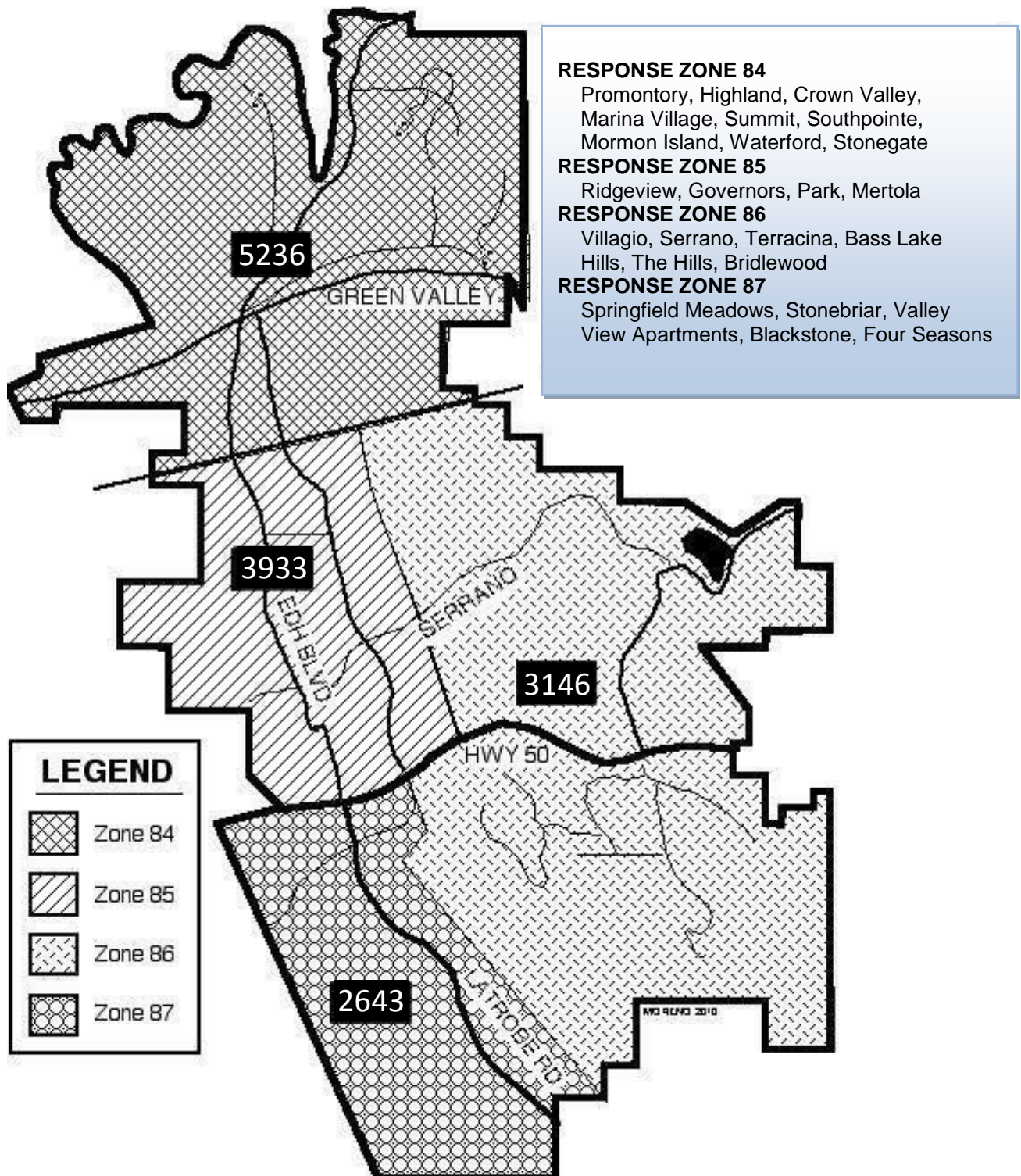


Population Growth

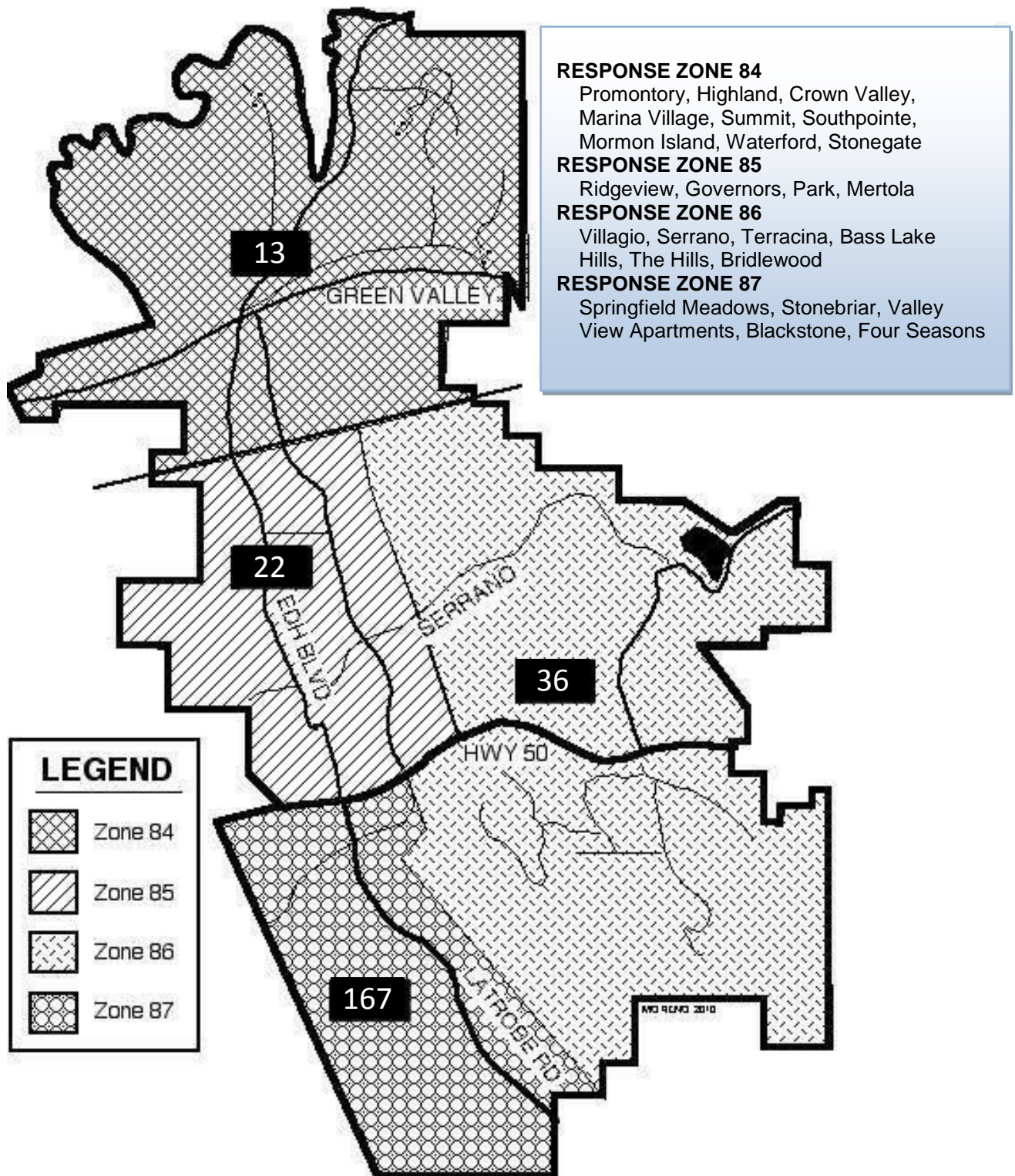


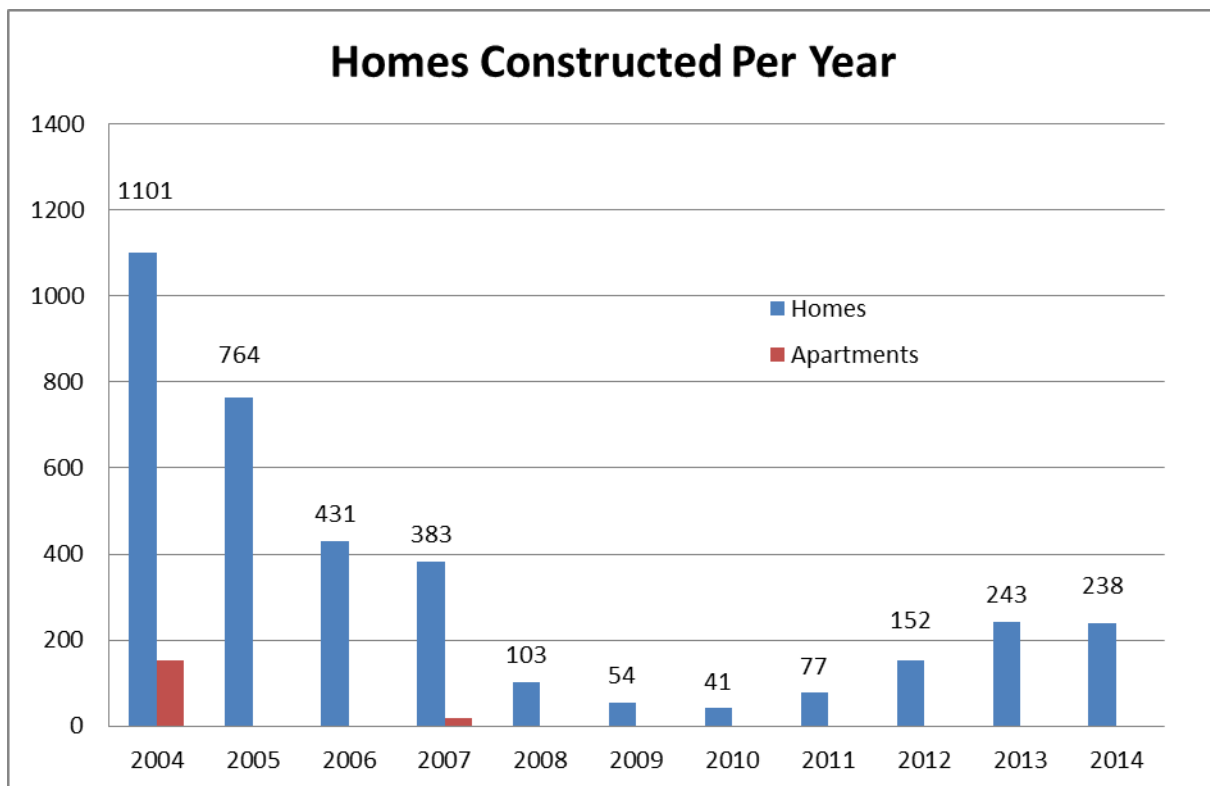
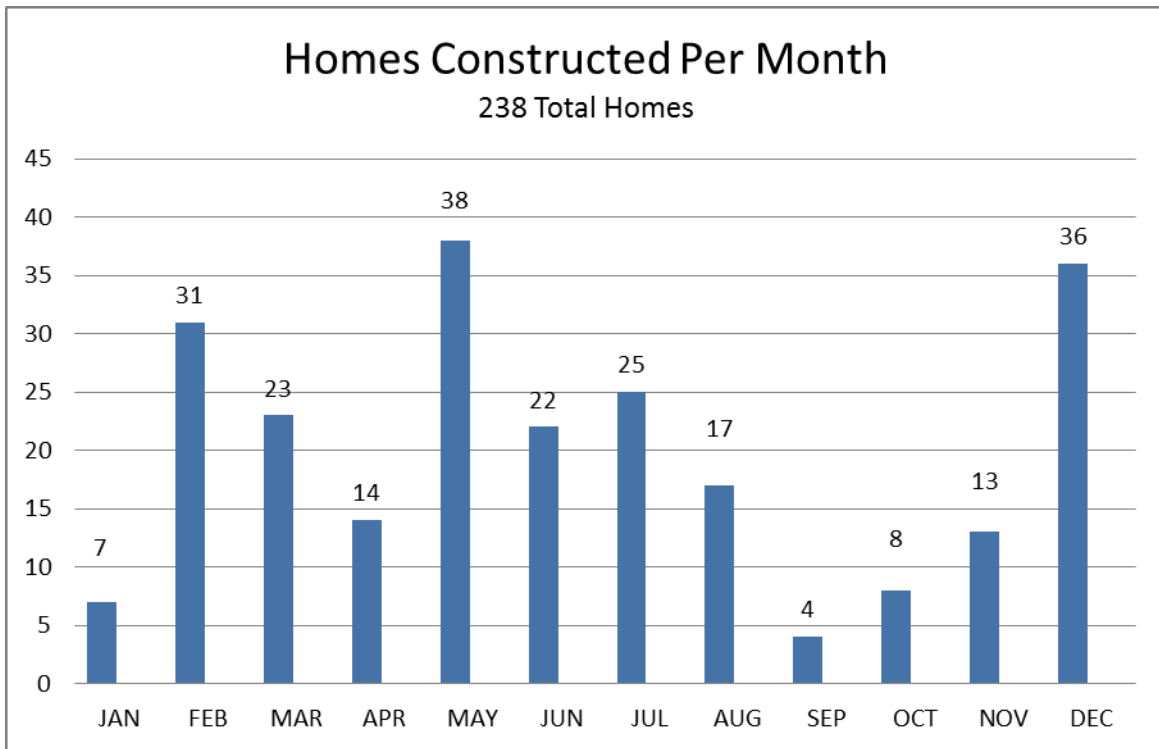
*Note: Estimated population calculated by multiplying housing units times 3.

2014 Total Homes by Response Area

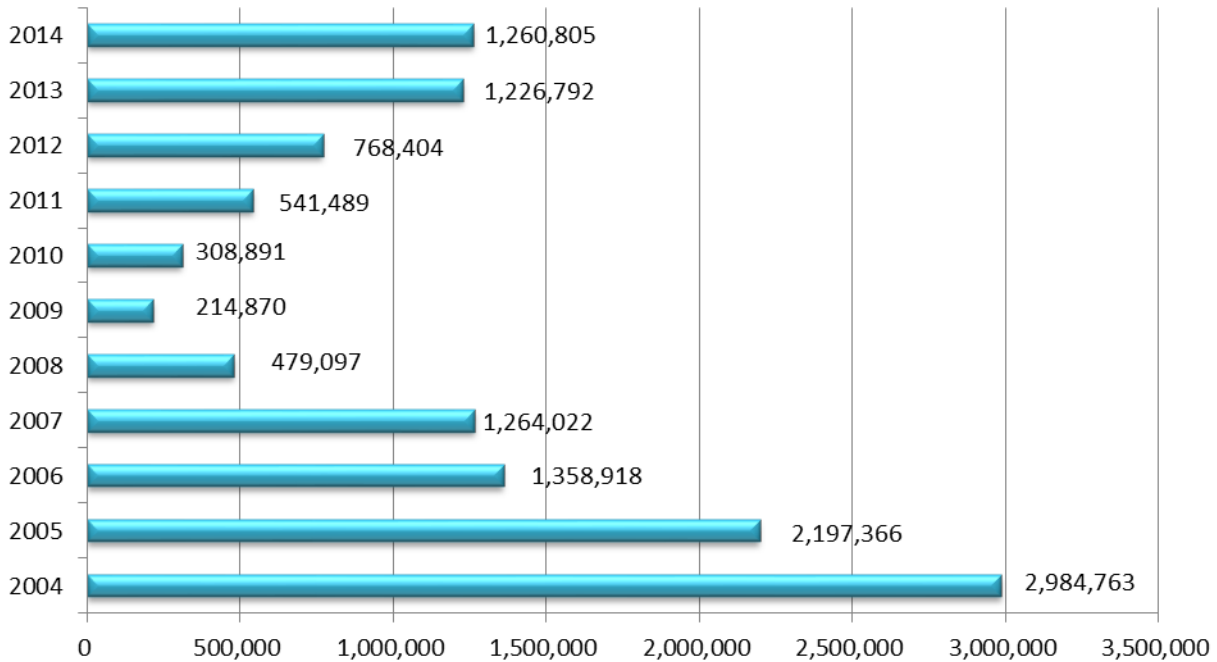


2014 Total Homes Constructed by Response Area



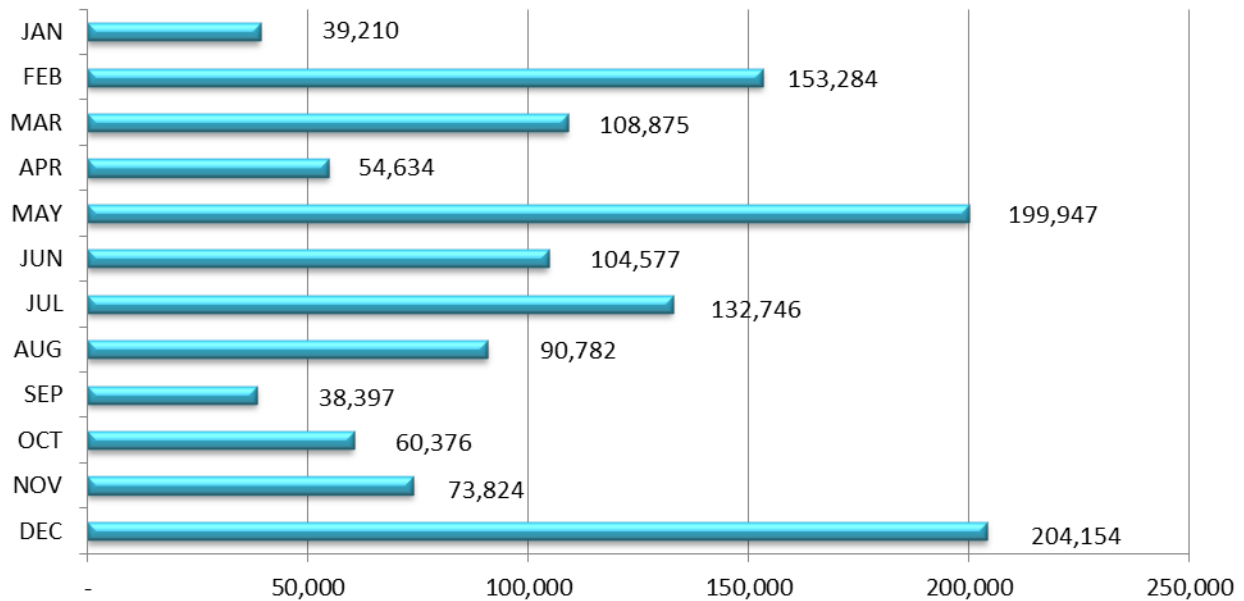


Annual Development Fees

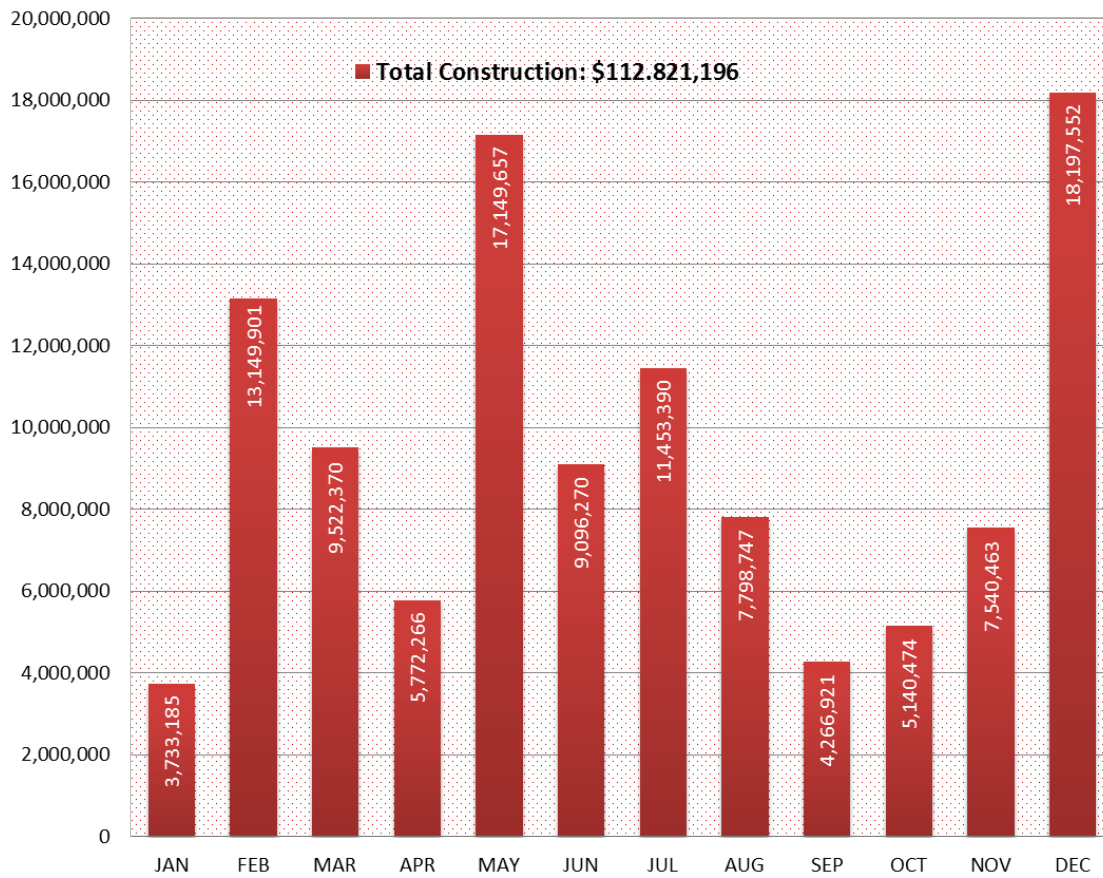


Development Fees Per Month

■ Total Fees: \$1,260,805

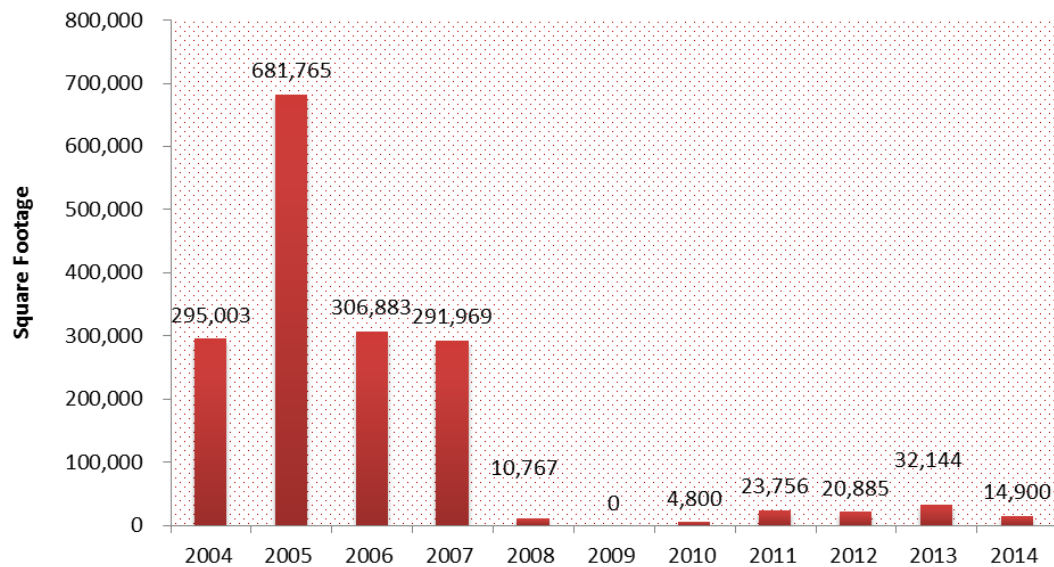


2014 Residential & Commercial Construction



Commercial Development

Fees Paid - Under Construction or Completed



Strategic Plan Update

Strategic Planning is a process that involves the statement of an organization's most important goals, the implementation of plans to achieve them, the assessment of progress, and the continual revision and update of objectives, resources, and schedules. The Center of Public Safety Excellence and EDHFD utilized the Community-Driven Strategic Planning Process to go beyond the development of a document. It challenged the membership of the Fire Department to critically examine paradigms, values, philosophies, beliefs and desires, and compelled individuals to work in the best interest of the Department as a whole and the Community it serves. Furthermore, it provided the membership with an opportunity to participate in the development of their organization's long-term direction and focus. Members of the external and internal stakeholders' groups performed an outstanding job in committing to this important project.

This Strategic Plan, with its foundation based in Community and membership input, revisits the Department's pillars (Mission, Values, and Vision) and sets forth a continuous improvement plan that offers a road map for a justifiable and sustainable future.

Priorities have shifted due to political climate changes, newly added targets and workload fluctuations. Below is an update on the progress toward each of the specified goals outlined in our Strategic Plan:

Goal 1: "Improve Community relations in order to exceed customer expectations."

Status: 50% Completed

Goal 2: "Ensure an efficient and effective workforce to better support our mission."

Status: 85% Completed

Goal 3: "Improve and maintain an effective Training Program."

Status: 75% Completed

Goal 4: "Evaluate and improve Emergency Communications."

Status: 50% Completed

Goal 5: "Enhance Inter-agency relationships and communications to better serve our mission."

Status: 40% Completed

Goal 6: "Prepare for, pursue, achieve and maintain international accreditation."

Status: 20% Completed



CALLS FOR SERVICE



CALLS FOR SERVICE

In the year 2014, the El Dorado Hills Fire Department responded to a total of 2,840 calls for service. This is an increase of 5.4% from 2013.

The El Dorado Hills Fire Department continues to be an active partner in the “closest resource” response model in El Dorado County. We also provide automatic aid/mutual aid on a reciprocal agreement with our neighboring counties.

The El Dorado Hills Fire Department responded to 68 fires that resulted in a dollar loss of \$2,386,451 and a dollar saved of \$13,826,570 which equates to a total ***percentage saved of 85.2%***. This savings can be attributed to the Department’s high level of training and commitment to provide exceptional levels of service.

In November 2014, we annexed the Latrobe Fire Protection District. Because the annexation took place late in the year, the Latrobe statistics are not reflected in the Calls for Service section. From the time of annexation to the end of the year, Latrobe had a total of 2 calls. Future Annual Reports will reflect the calls for service in Latrobe’s response zone.

Through continued evaluation of our response plan, utilization of resources, and use of the latest technology, the men and women of the El Dorado Hills Fire Department will continue to serve the community with integrity and excellence.

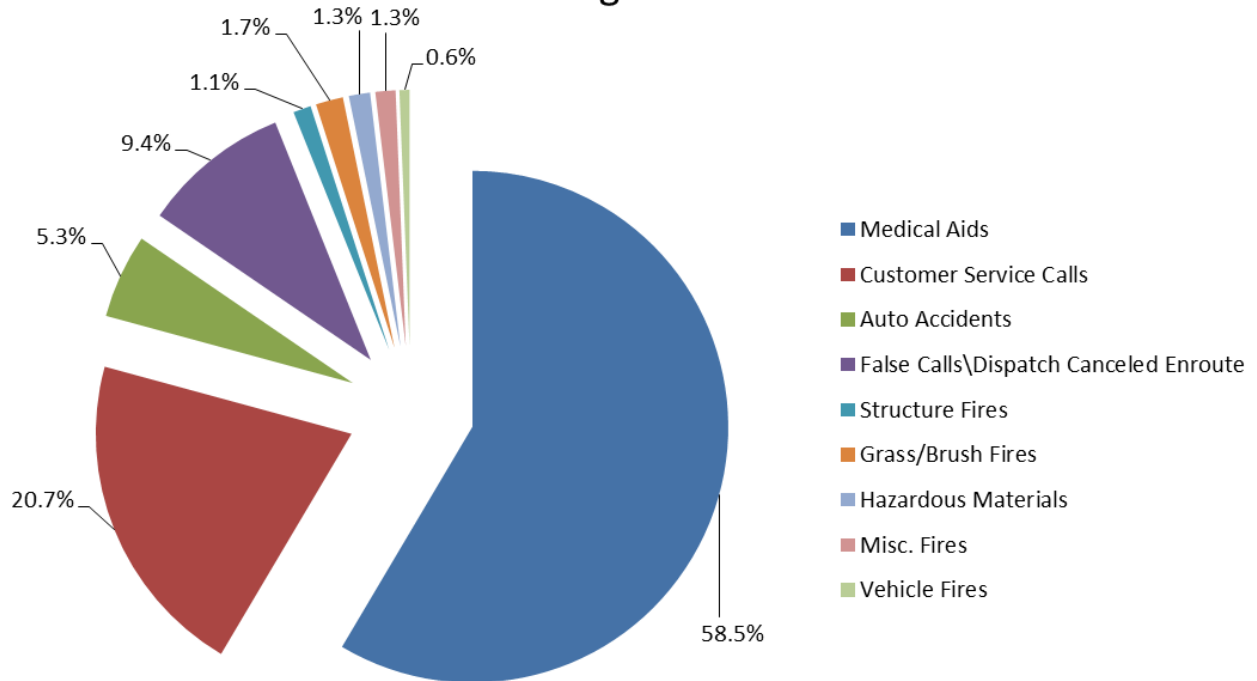
A handwritten signature in blue ink, appearing to read 'Tom Keating', followed by a small blue checkmark and a small blue circle.

Tom Keating, Deputy Chief

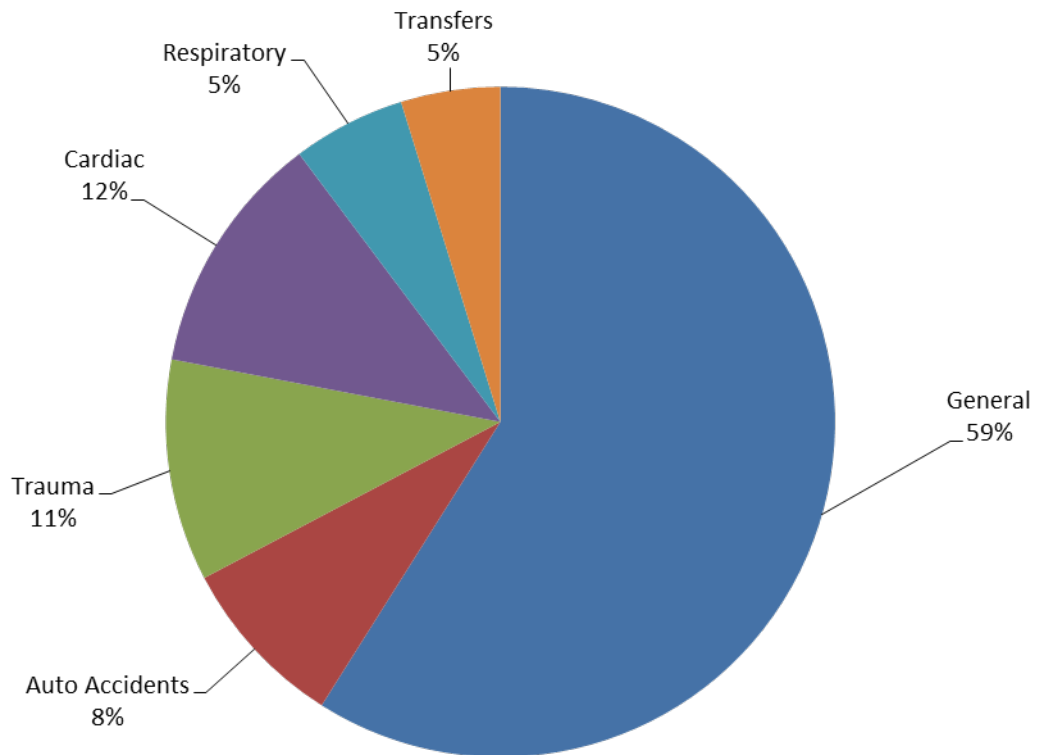
ALARM STATISTICS

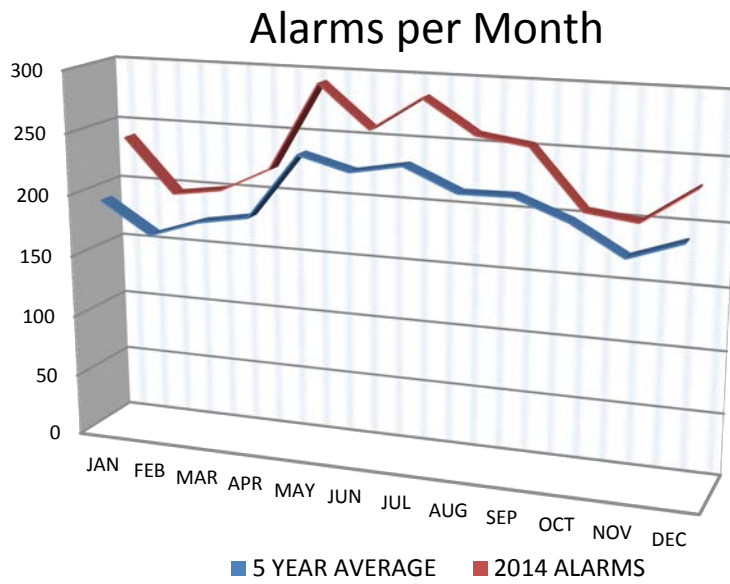
| | <u>2010</u> | <u>2011</u> | <u>2012</u> | <u>2013</u> | <u>2014</u> |
|--|---------------------|---------------------|---------------------|---------------------|---------------------|
| <u>Medicals Aids</u> | | | | | |
| General Medical Aids | 717 | 790 | 880 | 1004 | 1069 |
| Trauma | 258 | 209 | 176 | 249 | 194 |
| Cardiac | 170 | 153 | 184 | 170 | 213 |
| Respiratory Problems | 112 | 79 | 76 | 105 | 99 |
| Transfers | 9 | 2 | 7 | 59 | 87 |
| Auto Accidents | <u>172</u> | <u>175</u> | <u>175</u> | <u>165</u> | <u>151</u> |
| Total Medical Aids | 1,438 | 1,408 | 1,498 | 1,752 | 1,813 |
| <u>Fires</u> | | | | | |
| Building Fires | 31 | 22 | 31 | 16 | 27 |
| Chimney Fires | <u>6</u> | <u>8</u> | <u>8</u> | <u>2</u> | <u>5</u> |
| Total Structure Fires | 37 | 30 | 39 | 18 | 32 |
| Grass/Brush Fires | 40 | 45 | 42 | 39 | 49 |
| Vehicles Fires | 7 | 15 | 13 | 17 | 18 |
| Misc. Fires | <u>15</u> | <u>33</u> | <u>37</u> | <u>44</u> | <u>36</u> |
| Total Misc. Fires | 62 | 93 | 92 | 100 | 135 |
| <u>Service Calls</u> | | | | | |
| Customer Service | 316 | 283 | 297 | 284 | 345 |
| Snakes/Animals | 139 | 183 | 219 | 227 | 243 |
| Hazardous Conditions | 29 | 28 | 31 | 32 | 38 |
| False Calls/Dispatched | 95 | 121 | 31 | 115 | 154 |
| Canceled enroute | <u>137</u> | <u>126</u> | <u>181</u> | <u>158</u> | <u>112</u> |
| Total Special Duties | 716 | 741 | 759 | 816 | 892 |
| TOTAL ALARMS | <u>2,253</u> | <u>2,284</u> | <u>2,388</u> | <u>2,686</u> | <u>2,840</u> |
| *Medic 85 Responses (Out of District) | 215 | 233 | 244 | 460 | 530 |
| *Fire Units – Automatic Aid/Mutual Aid | 227 | 246 | 255 | 109 | 113 |
| *Note: These alarms are included in the Total Alarm Statistics. | | | | | |

Percentage of Alarms

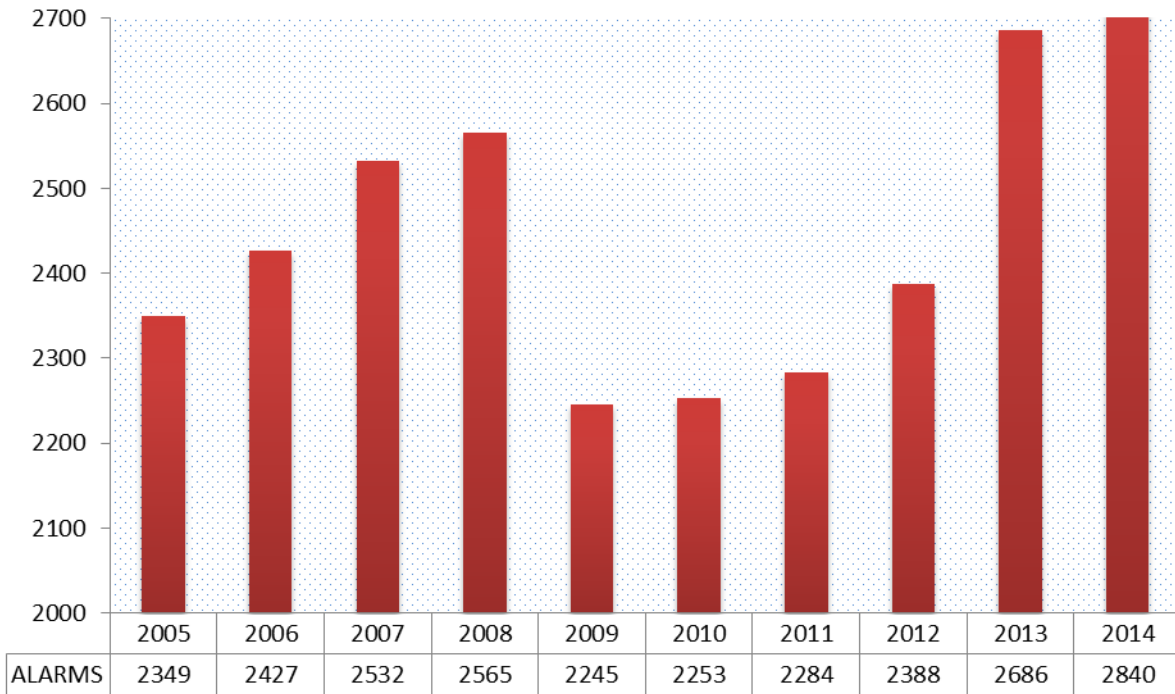


Medical Aid Alarms

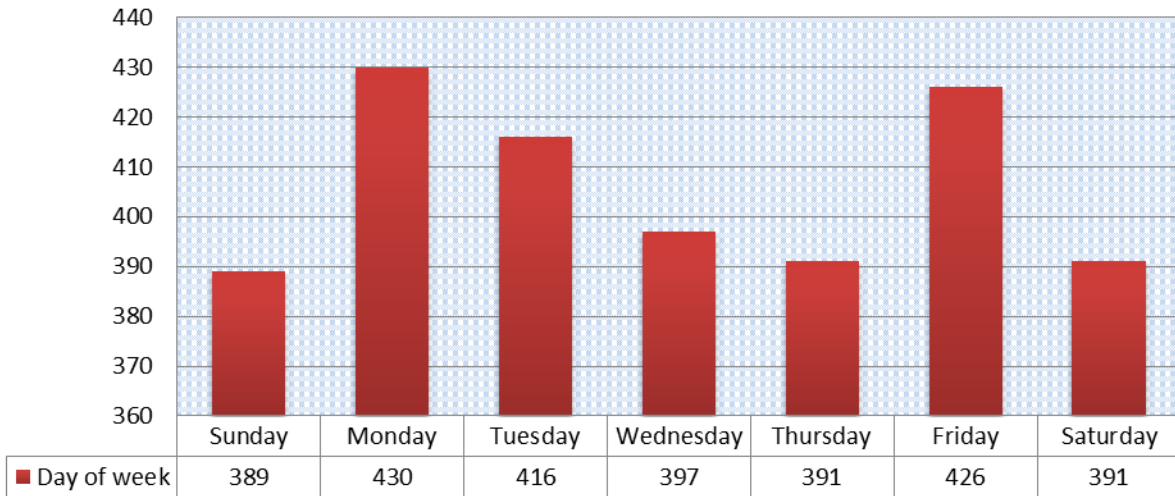




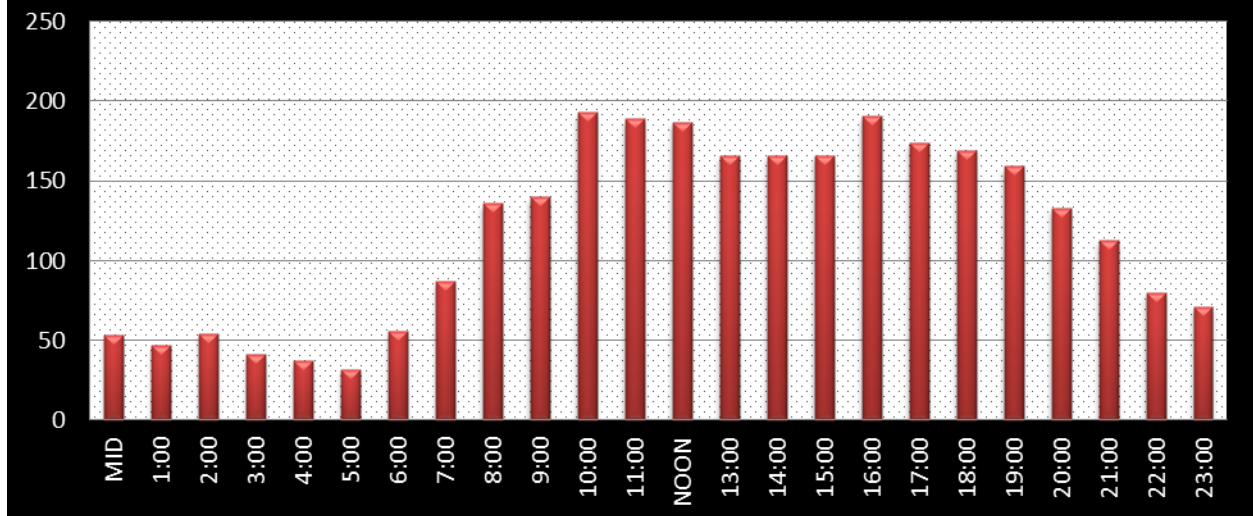
Alarms Per Year



Alarms Per Day



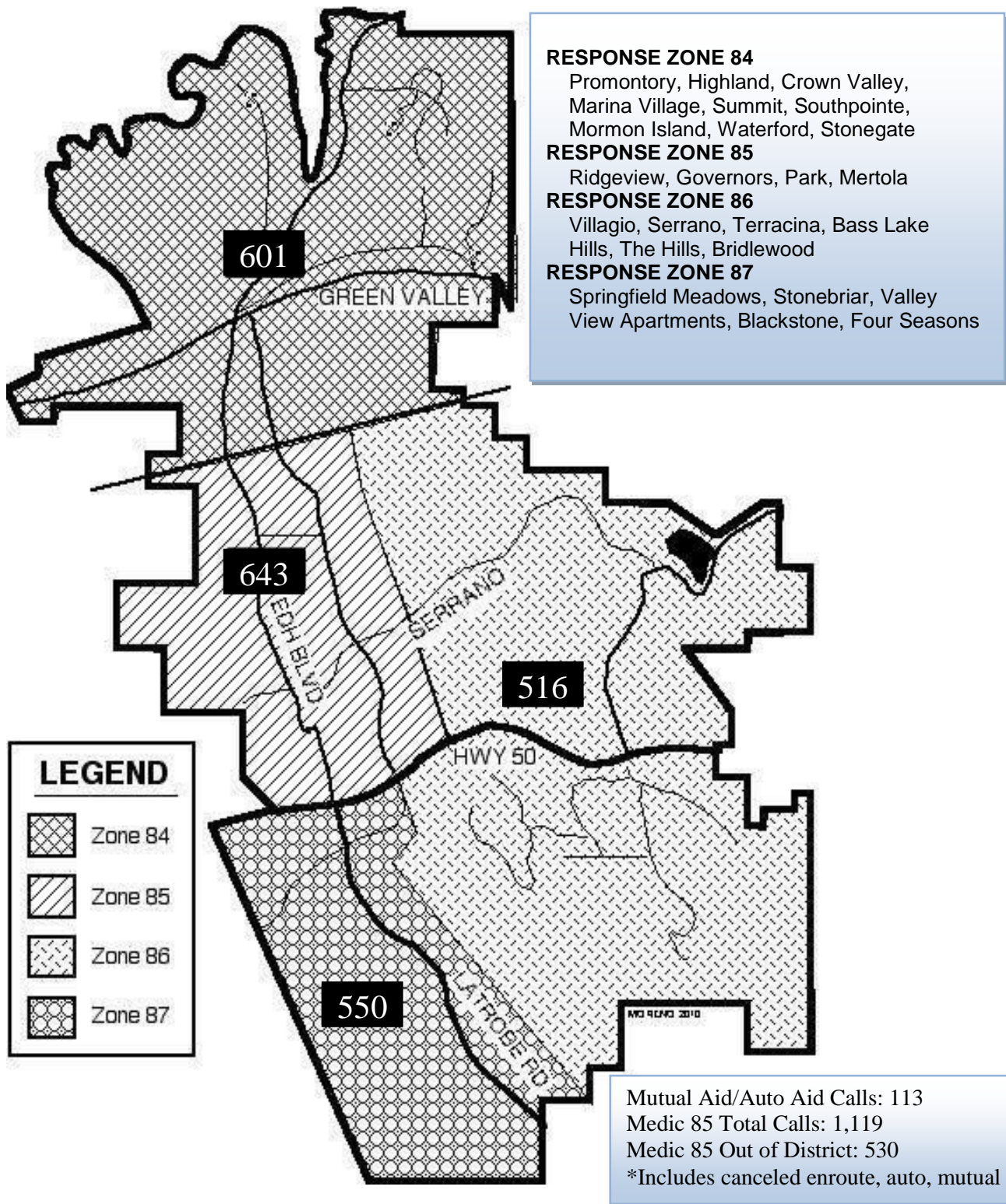
Responses by Time of Day



VOLUNTEER ALARM RESPONSES

| LAST NAME | FIRST NAME | TOTAL |
|-----------------|------------|-------|
| Albillar | Aaron | 0 |
| Baughman | Gregory | 9 |
| Boeker | Bobby | 9 |
| Braddock | Jerome | 4 |
| Cowin | Brian | 5 |
| Cox | Marshall | 0 |
| Estrada | Andrew | 7 |
| Franzen | Michael | 0 |
| Frey | Lucas | 1 |
| Goddard | Kevin | 1 |
| Hail | William | 50 |
| Hughes | Robert | 48 |
| Kellogg | Shawn | 0 |
| Mattson | Kyle | 2 |
| McCarthy | Sean | 1 |
| Montalvo | Joseph | 3 |
| Nelson | Nicholas | 0 |
| Murray | Logan | 0 |
| Murray | Marc | 0 |
| Neu | Johannes | 34 |
| Nugent | Dion | 1 |
| Phillips | Raymond | 4 |
| Parades | Sam | 0 |
| Polson | John | 5 |
| Roberts | Eric | 0 |
| Roberts | Kyle | 5 |
| Roppolo | Mike | 106 |
| Stephens | Kelly | 2 |
| Stinson | Jack | 0 |
| Thalhamer | Todd | 40 |
| Vail | Scott | 88 |
| VanDalen | John | 19 |
| Verseput | Justin | 6 |
| Webb | Darrin | 23 |
| Wolfe | Ryan | 0 |
| TOTAL RESPONSES | | 473 |

2014 Incidents by Response Zone





TRAINING & EMERGENCY SERVICES



TRAINING AND EMERGENCY SERVICES


The mission of the El Dorado Hills Fire Department Training Division is to provide the highest level of training for emergency and non-emergency services to the members of the fire department. The training division's mission aligns with our department's mission statement: "We, the El Dorado Hills Fire Department, exist to serve and protect the community through emergency management."

The training division is committed to ensuring that department personnel maintain a high skill level that meets and exceeds industry training standards. One such standard, ISO (Insurance Service Office), requires 20 hours of fire based training per month. This standard is achieved through single-engine company drills and multi-company drills encompassing everything from hose evolutions to vehicle extrication and wildland fire drills. Continuous medical training keeps crews current on new concepts and techniques and remains a high priority.

Training is delivered to the crews by the Company Officer and the Shift Battalion Chief with oversight from the Deputy Chief. An annual global training calendar, along with specific monthly training objectives, ensures that the training division is meeting industry training standards and addressing individualized training needs. The crews have stated that having Shift Battalion Chiefs in place has resulted in a more consistent level of training.

Following is a summary of the 2014 training division highlights:

- Ventilation training at the old Station 84, flat and pitched roof
- Vehicle stabilization and extrication at Station 86
- 4x4 driver training for Type 3's
- Driver Operator 1A and 1B class for 7 employees
- Captains test training
- Engineers test training
- Firefighter test training
- LARRO Drill County Wide
- RIC (Rapid Intervention Crew) Drill County Wide at Station 86
- Annual Wildland Refresher RT130 training along with wildland safety and fitness
- Combined Volunteer training with Latrobe FD volunteers
- Instituted a Volunteer Firefighter Apprentice Program (Captain Zellhoefer)
- Enhancement of Volunteer Program through paramedic internship and County accreditations
- Assisted in the "P.A.R.T.Y" (Prevent Alcohol Related Trauma in Youth) program through Oak Ridge High School
- Monthly target hazard tours for all shifts
- Monthly S.O.P evolution training for all shifts
- Bi-monthly Volunteer training of all skill dimensions
- Continual ICS/NIMS refresher and compliance training



John Johnston, Battalion Chief/Training

PAID TRAINING HOUR SUMMARY

TOTAL TRAINING HOURS = 15,623 - Safety Only
(does not include gym time)

AVG TRAINING HRS/SAFETY PERSON = 265

| Name | Training Hours | Name | Training Hours | Name | Training Hours |
|--------------------|----------------|----------------|----------------|--------------------|----------------|
| Chief Roberts | 85 | Eng Karnow | 373 | PFF Bennett | 240 |
| Dep. Chief Keating | 45 | Eng Landry | 405 | PFF Bichel | 178 |
| Div Lilienthal | 150 | Eng LeBlanc | 281 | PFF Bohanan | 116 |
| BC Niehues | 98 | Eng MacKenzie | 211 | PFF Lorence | 83 |
| BC Brady | 121 | Eng Sommercamp | 247 | | |
| BC Johnston | 179 | Eng D. Ward | 246 | FF Bates | 23 |
| BC Moreno | 70 | Eng Wesson | 221 | FF Colgan | 229 |
| | | | | FF Cope | 34 |
| Capt Ali | 318 | FFP Austerman | 283 | FF Haydt | 141 |
| Capt Anselmo | 192 | FFP Burvant | 473 | FF Jukes | 464 |
| Capt Beckett | 385 | FFP Cummins | 183 | FF Soekland | 12 |
| Capt Bresnahan | 199 | FFP Hemstalk | 244 | | |
| Capt Ferlini | 260 | FFP Inzerillo | 275 | | |
| Capt Hasemeier | 276 | FFP Leduc | 272 | PrevSp Jukes | 6 |
| Capt Hathaway | 374 | FFP Lovinger | 398 | Fire Insp. Cox | 213 |
| Capt Merino | 193 | FFP Lowe | 290 | Fire Insp. Parrish | 252 |
| Capt Nelson | 536 | FFP MacKenzie | 210 | Adm Cramer | 8 |
| Capt Owens | 338 | FFP Mason | 258 | CFO Bair | 49 |
| Capt Storz | 326 | FFP Minnich | 386 | Adm Sanders | 6 |
| Capt Warren | 420 | FFP Morgan | 193 | Ops Sp Orr | 10 |
| Capt Zellhoefer | 457 | FFP Smith | 333 | Adm Selling | 1 |
| | | FFP Stiern | 252 | Adm Merlo | 0 |
| Eng Belleci | 427 | FFP S Ward | 307 | | |
| Eng Cowles | 412 | FFP Wilkey | 407 | Total Hours | 16,168 |
| Eng Eckhardt | 395 | FFP Zarback | 354 | | |
| Eng Ferry | 377 | | | | |
| Eng Gygax | 376 | | | | |

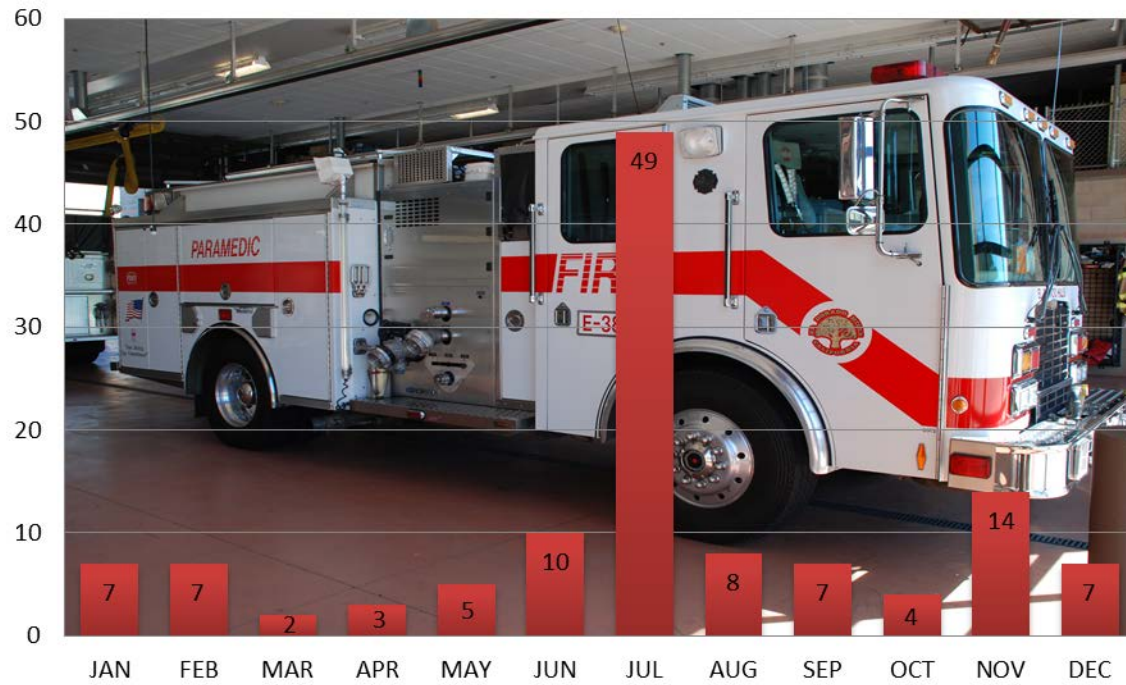
VOLUNTEER TRAINING HOUR SUMMARY

TOTAL VOLUNTEER TRAINING HOURS = 1,326 AVG TRAINING HRS/PERSON = 38
 (Does not include ride-along or gym time)

| Name | Training Hours | Name | Training Hours |
|--------------|----------------|---|----------------|
| Lt Baughman | 69 | FF Parades | 0 |
| Lt Roppolo | 89 | FF Phillips | 129 |
| Lt Thalhamer | 41 | FF Polson | 48 |
| Lt Hughes | 89 | FF Roberts, E | 28 |
| | | FF Roberts, K | 9 |
| Eng Boeker | 45 | FF Stephens | 36 |
| FF Albillar | 0 | FF Stinson | 24 |
| FF Binion | 2 | FF Vail | 62 |
| FF Braddock | 42 | FF VanDalen | 59 |
| FFP Cowin | 11.5 | FF Verseput | 90 |
| FFP Estrada | 39 | FF Webb | 57 |
| FFP Franzen | 47 | FF Wolfe | 0 |
| FF Frey | 17 | | |
| FF Goddard | 43 | Perfect Drill Attendance | None |
| FF Hail | 72 | | |
| FF Kellogg | 0 | | |
| FF Mattson | 81 | | |
| FF McCarthy | 29 | | |
| FF Montalvo | 51 | Most Responses 2014 | |
| FF L Murray | 0 | Lt. Mike Roppolo | 195* |
| FF M Murray | 0 | *Includes training and Incident responses | |
| FF Nelson | 5 | | |
| FF Neu | 105 | | |
| FF Nugent | 0 | | |

Volunteer Engine Coverage

Total : 123



*Tally includes covering stations on Tuesdays and Sundays (Drill Nights)

HONOR GUARD

The Honor Guard completed over 200 hours of training which included exceeding their average of 10 events annually.

| <u>Year 2014</u> | <u>Events</u> |
|------------------|--|
| March 20 | Oak Ridge H.S. Baseball Field Dedication Ceremony with EDHFD/Cal Fire Color Guard |
| March 21 | Jeff Mitchell Field EDH Little League Color Guard Ceremony |
| April 8-12 | Goshen Police Dept Honor Guard Camp (Volunteer FF Ray Phillips/Student, Matt Beckett/Instructor) |
| April 28 | Jack O'Camb funeral detail at Tierra De Dios Church (Father of Retired Deputy Chief Jim O'Camb) |
| July 3 | Town Center 4th of July Celebration Color Guard detail |
| September 16 | Annual Color Posting at Bertelsen Memorial |
| September 20 | Retirement Ceremony for BC John Niehues |
| September 21 | IAFF Fallen FF Memorial honoring past EDHFD Paul Chenkovich |
| October 31 | US Honor Flag escort at Sac Airport for fallen Deputy Sheriffs from Sacramento/Placer County |
| November 10 | Veteran's Day Ceremony at El Dorado Hills Senior Center |
| December 29 | Retirement Ceremony for Fire Prevention Spec. Wally Jukes |



Annual Color Posting at Bertelsen Memorial.



FIRE PREVENTION & SAFETY



FIRE PREVENTION

The Fire Prevention Bureau continues to experience a high demand for prevention services with an increase in new construction, business license applications, tenant improvements and planned developments.

Fire Prevention Specialist, Wally Jukes, announced his retirement effective December 29, 2014. After conducting multiple recruitment efforts for a replacement, we decided to restructure the position and hire Volunteer Firefighter Marshall Cox as a Fire Inspector in July 2014. Marshall trained with Fire Prevention Specialist Jukes from July to December where he learned to fill the many roles assigned to Fire Prevention. We look forward to continuing to develop Marshall and welcome him to our Fire Department family.

The Lakehills Fire Safe Council has been actively pursuing fuel reduction projects which includes a shaded fuel break along Folsom Lake, completing a Community Wildfire Protection Plan, becoming a Firewise Community, and actively recruiting Southpointe and Lakeridge Oaks to join the Fire Safe Council. The work of the Lakehills Fire Safe Council and its dedicated leadership team deserves special acknowledgement.


The Fire Prevention Bureau has seen a steady increase in applications for permits as follows:

| | <u>El Dorado Hills</u> | <u>Latrobe</u> |
|-------------------------------------|------------------------|----------------|
| Building Permits for Expanded Homes | 50 | 16 |
| Custom Homes | 44 | 13 |
| Production Homes | 185 | 0 |
| Commercial Structures | 16 | 8 |
| Replacement Buildings | 3 | 1 |
| Solar Arrays | 16 | 0 |
| Tenant Improvements | 59 | 3 |
| New Sq. Ft. Buildings added in 2014 | 1,209,285 | 92,852 |

The anticipated construction of the El Dorado Hills Retirement Residence, the Town Center El Dorado Hills Apartments and the many new residential subdivisions that are actively moving through the various Prevention Bureau processes will lead to a very demanding 2015.

It is important for those that reside and work in El Dorado Hills to know that the Prevention Bureau is committed to ensuring their safety. Fire prevention and safety is a team effort between the Fire Prevention Bureau, Firefighters, Volunteers and the community. We remain dedicated to working together to protect life and property for all.

EL DORADO HILLS FIRE DEPARTMENT

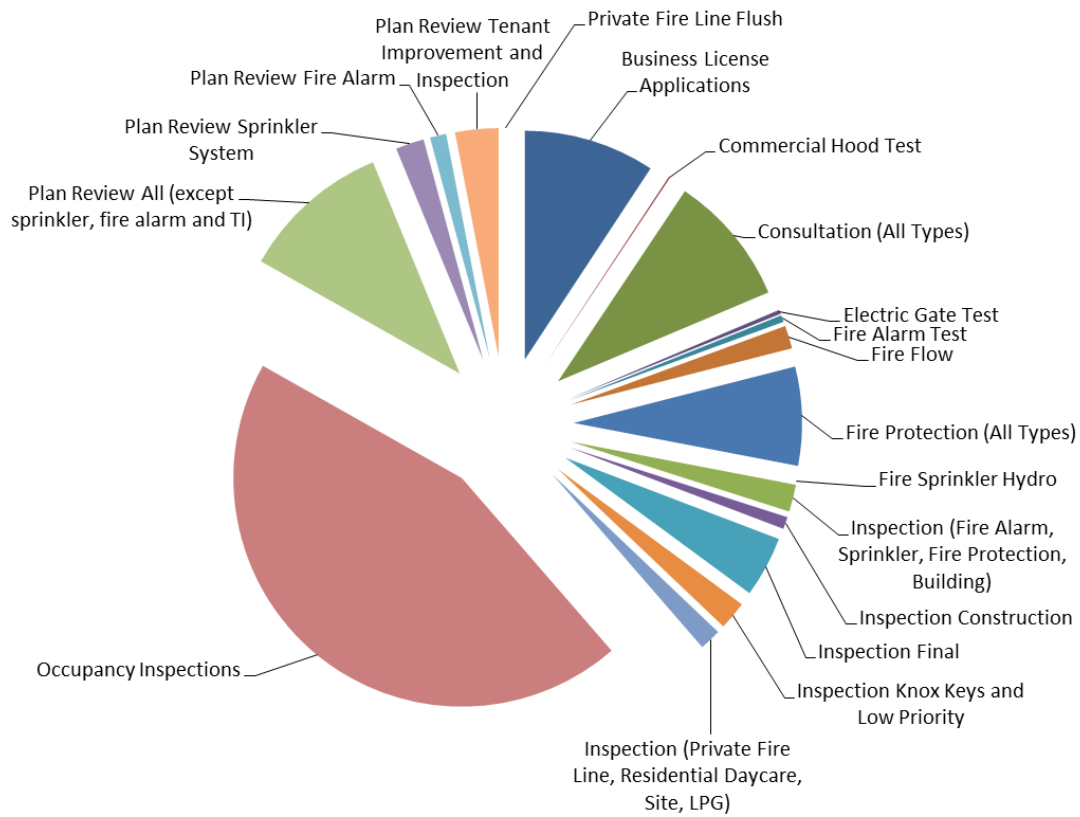


Michael Lilienthal, Fire Marshal



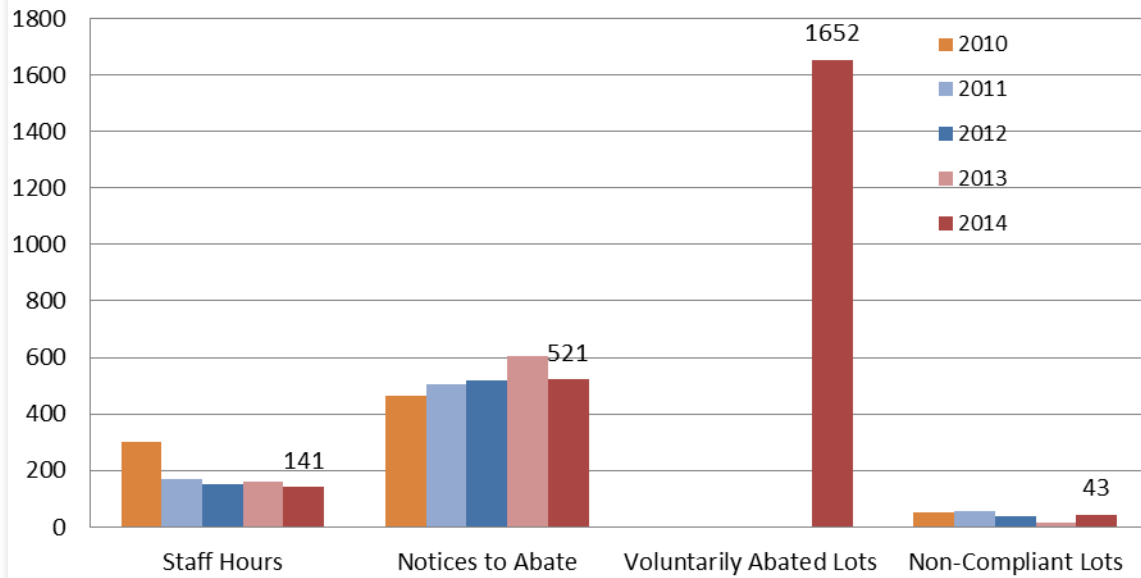
*Increase in staff hours for 2014 is due to the cross training of the new Fire Inspector.

2014 Fire Prevention Activities

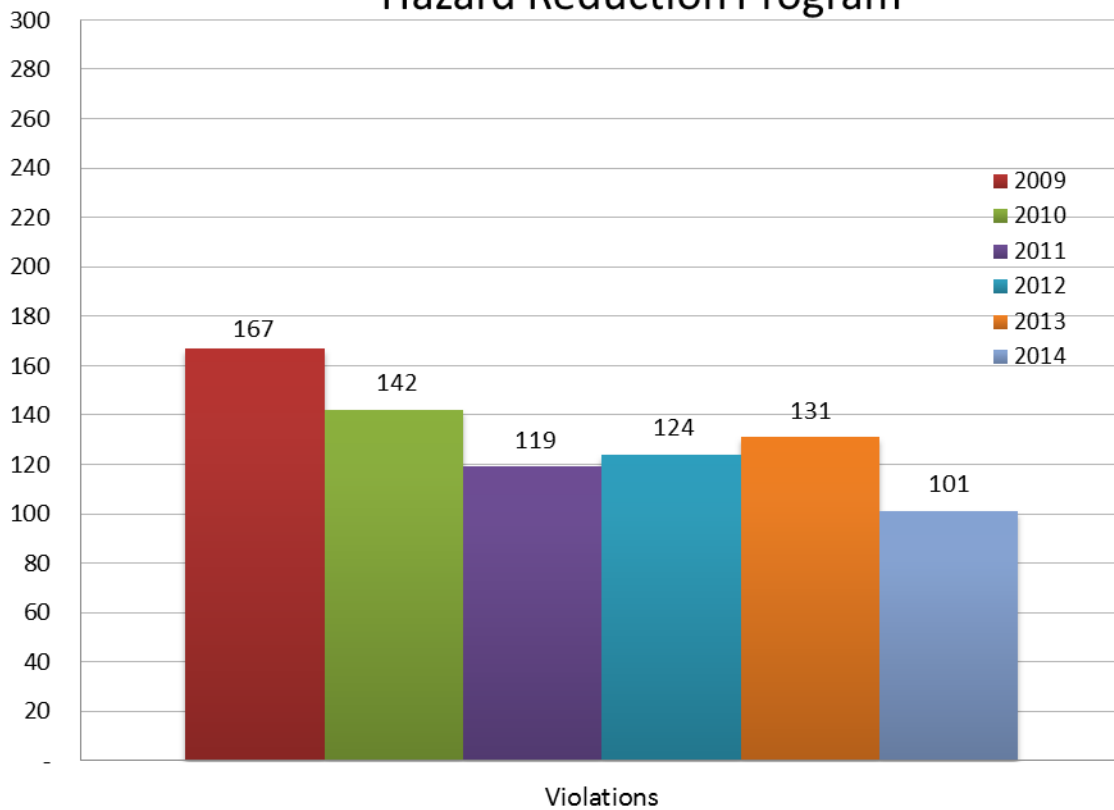


| Fire Prevention Activities | 2012 | 2013 | 2014 |
|--|------|------|------|
| Business License Applications | 21 | 59 | 97 |
| Commercial Hood Test | 1 | 2 | 1 |
| Consultation (All Types) | 22 | 48 | 97 |
| Electric Gate Test | 0 | 1 | 3 |
| Fire Alarm Test | 14 | 21 | 5 |
| Fire Flow | 1 | 9 | 17 |
| Fire Protection (All Types) | 6 | 50 | 73 |
| Fire Sprinkler Hydro | 8 | 7 | 0 |
| Inspection (Fire Alarm, Sprinkler, Fire Protection, Building) | 30 | 49 | 20 |
| Inspection Construction | 23 | 31 | 9 |
| Inspection Final | 30 | 62 | 45 |
| Inspection Knox Keys and Low Priority | 4 | 29 | 21 |
| Inspection (Private Fire Line, Residential Daycare, Site, LPG) | 4 | 15 | 16 |
| Occupancy Inspections | 514 | 366 | 466 |
| Plan Review All (except sprinkler, fire alarm and TI) | 15 | 70 | 111 |
| Plan Review Sprinkler System | 37 | 33 | 21 |
| Plan Review Fire Alarm | 16 | 15 | 12 |
| Plan Review Tenant Improvement and Inspection | 28 | 58 | 32 |
| Private Fire Line Flush | 4 | 3 | 0 |

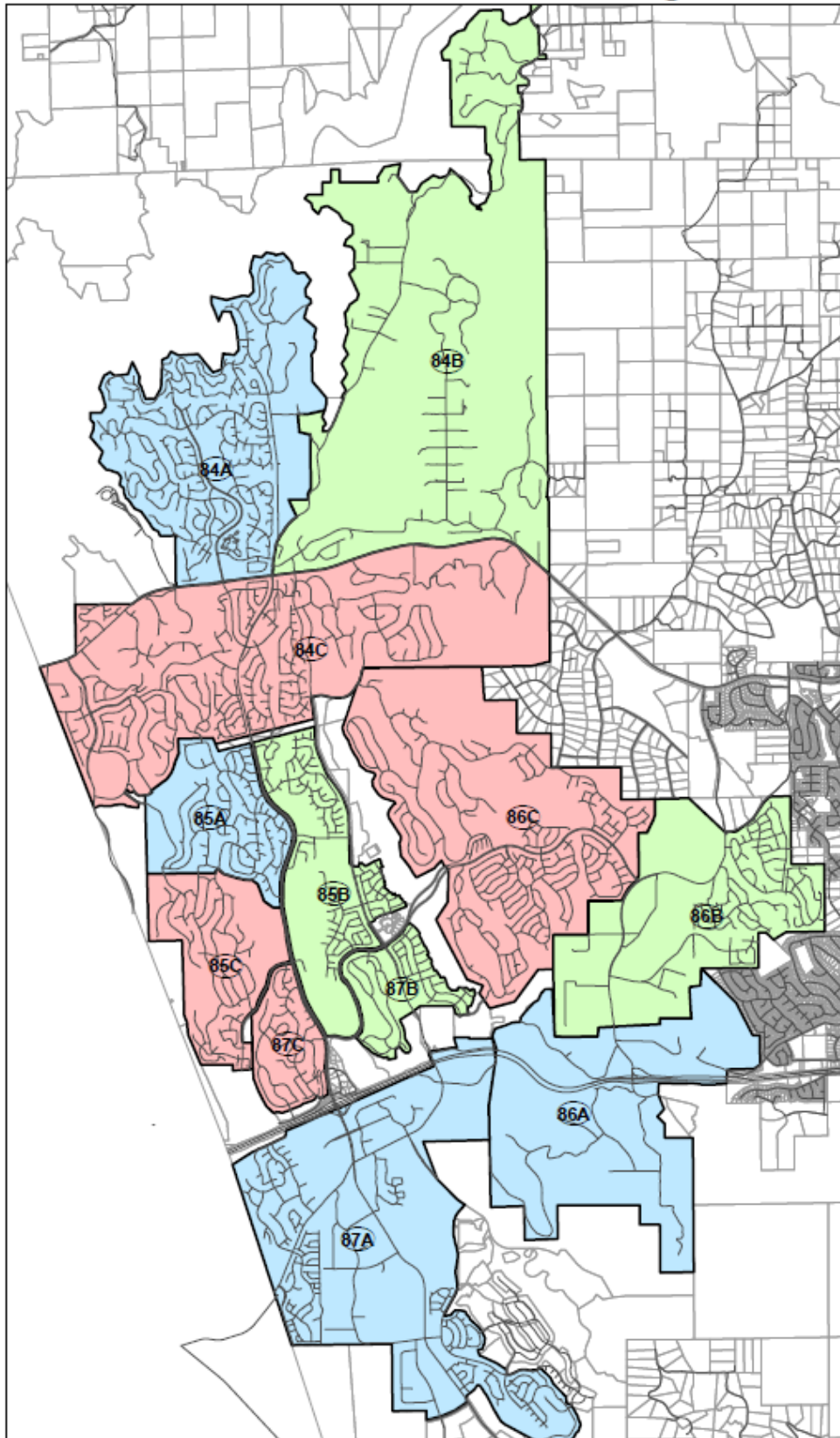
Vacant Lot Program

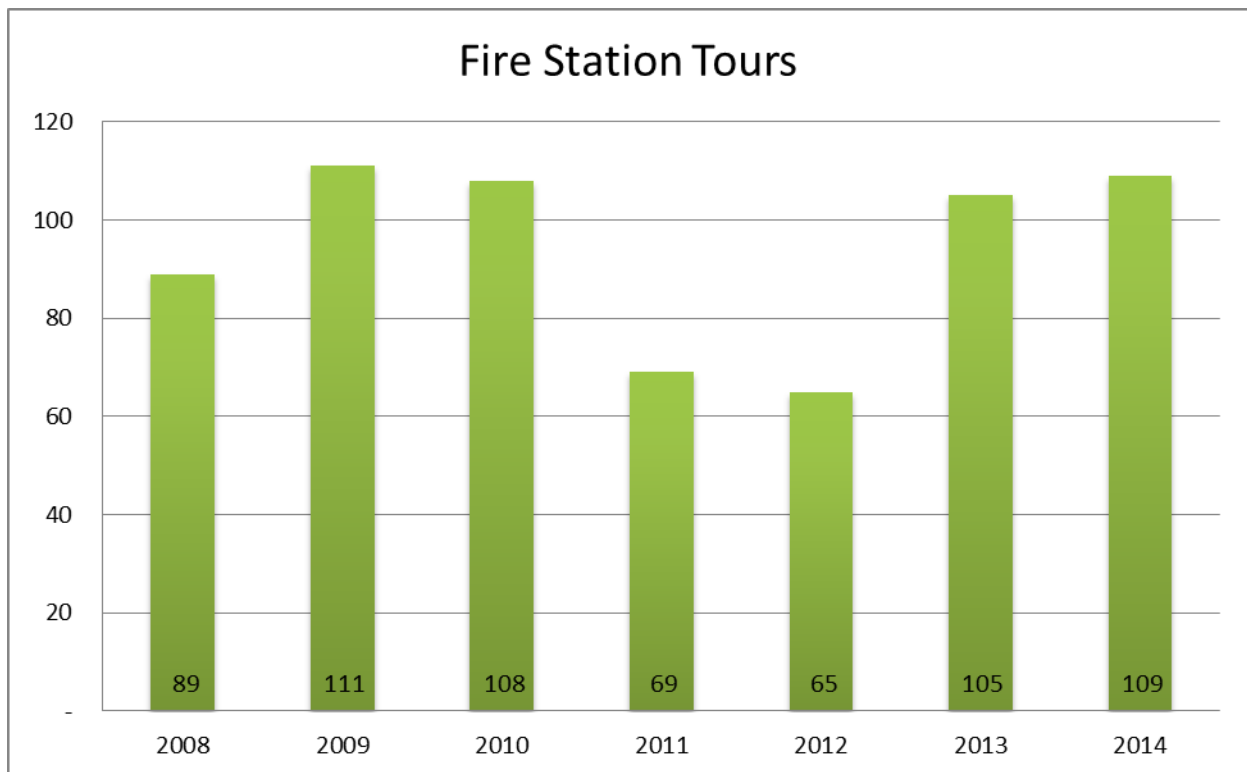
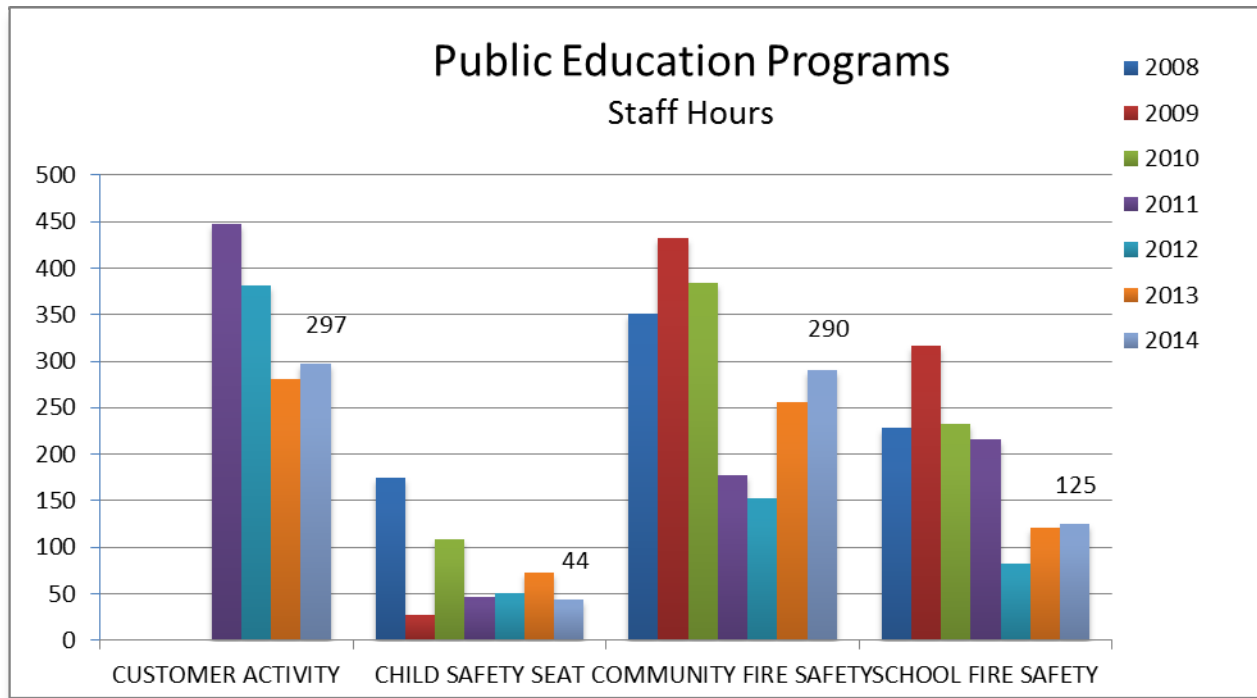


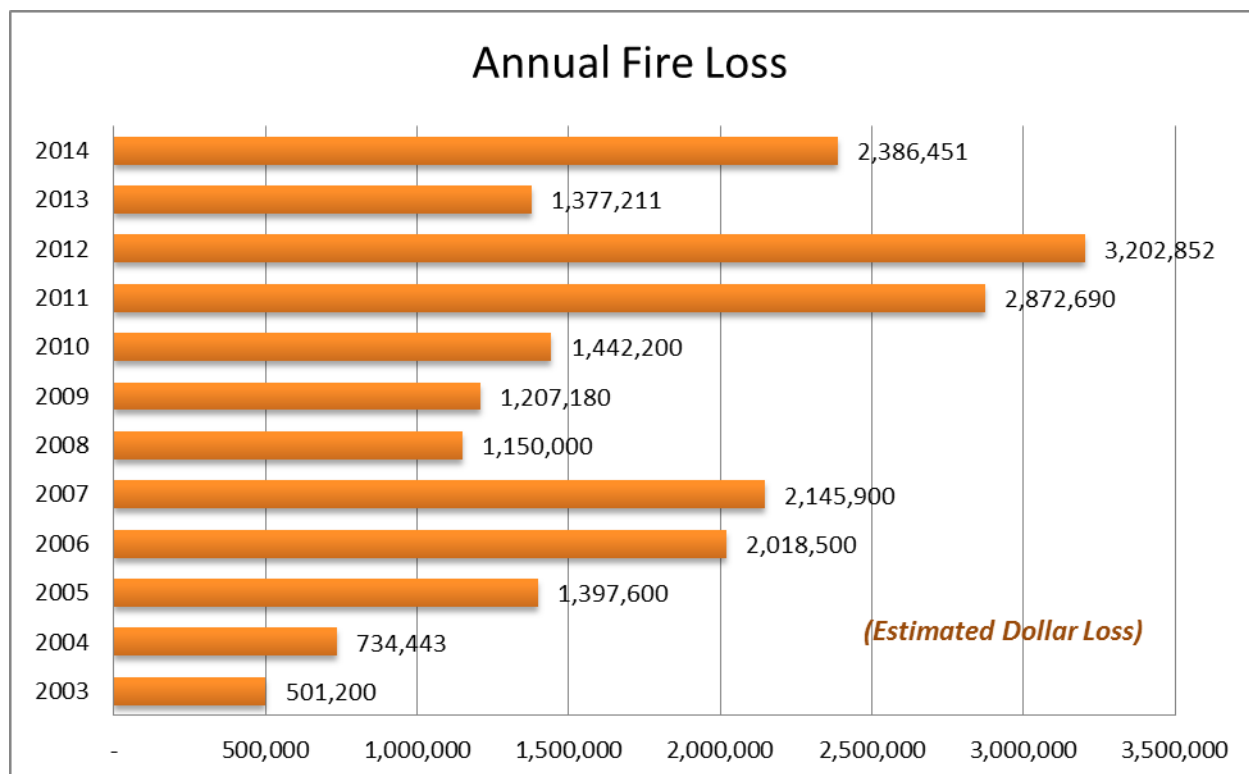
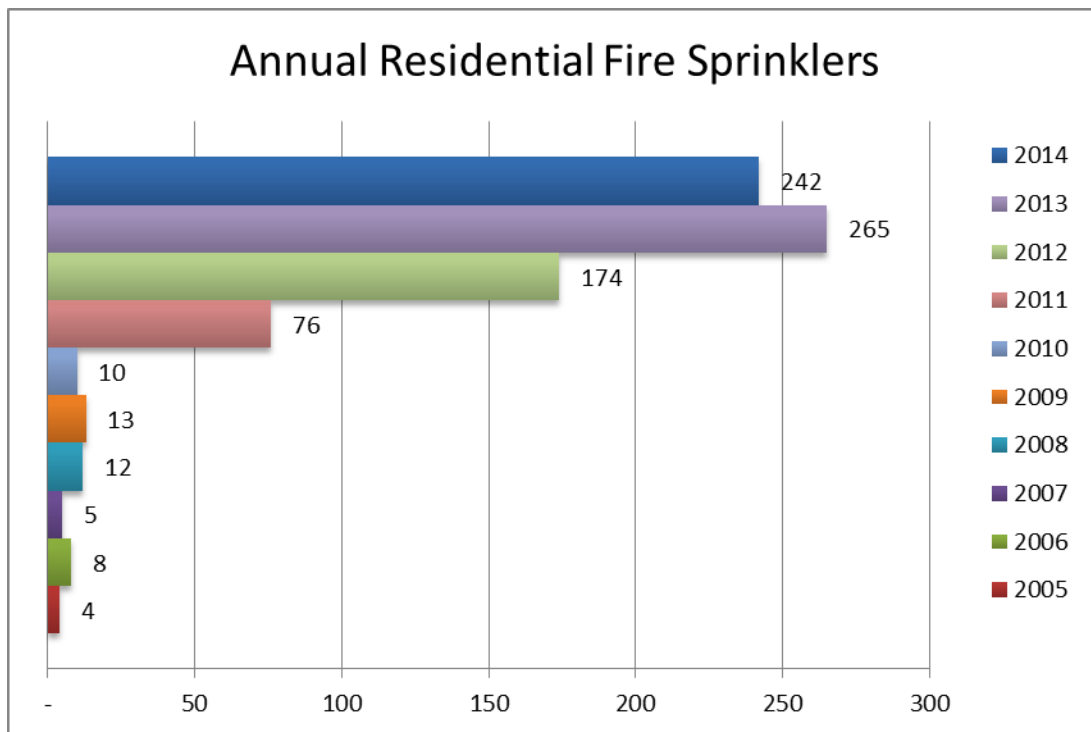
Hazard Reduction Program



2014 Hazard Reduction Assignments









APPARATUS



| APPARATUS DESCRIPTION | | | | |
|-----------------------------|--|--|---|--|
| UNIT # | YEAR -CHASSIS MFG –TYPE | HOSE LOADS | TANK &PUMP CAPACITY | ALARM RESPONSE MILEAGE |
| 8560 E-92 | 1995 International West-Mark 4x4 Type-3 Engine | 500' 3" 150' 1 ¾" 1500' 1 ½" 800' 1" | 500 Gallons Water 500 G.P.M. Darley Pump 20 Gallons Foam-A | Wildland Fires 45,964 Miles |
| 8561* E-91 | 1995 International West-Mark 4x4 Type-3 Engine | 500' 3" 150' 1 ¾" 1500' 1 ½" 800' 1" | 500 Gallons Water 500 G.P.M. Darley Pump 20 Gallons Foam-A | Wildland Fires 60,095 Miles |
| 8562 E-287 | 2004 International West-Mark 4x4 Type-3 Engine | 500' 3" 150' 1 ¾" 1500' 1 ½" 800' 1" | 500 Gallons Water 500 G.P.M. Darley Pump 20 Gallons Foam-A | Wildland Fires *Cross staffed summer 34,977 Miles |
| 8563 E-286 | 2007 International West-Mark 4x4 Type-3 Engine | 500' 3" 150' 1 ¾" 1500' 1 ½" 800' 1" | 500 Gallons Water 500 G.P.M. Darley Pump 20 Gallons Foam-A | Wildland Fires *Cross staffed summer Mutual Aid Engine 21,830 Miles |
| 8570 E-385 | 2003 Spartan Ferrara Class "A" Pumper Type 1 Engine | 700' 5" 500' 3" 100' 2 ½" 600' 1 ¾" 900' 1 ½" 600' 1" | 500 Gallons Water 1500 G.P.M. Waterous Pump 20 Gallons Foam-A 20 Gallons Foam-B | Reserve/Volunteers 76,084 Miles |
| 8571 E-85 | 1996 HME Hi-Tech Class "A" Pumper Type 1 Engine | 1000' 5" 500' 3" 100' 2 ½" 550' 1 ¾" 900' 1 ½" | 600 Gallons Water 1500 G.P.M. Waterous Pump 20 Gallons Foam-A 20 Gallons Foam-B | All Alarms *Cross staffed summer with T85 73,813 Miles |

| | | | | |
|------------------------|--|--|---|---|
| 8572 E-387 | 1999 HME Westates Class "A" Pumper Type 1 Engine | 700' 5" 500' 3" 100' 2 ½" 600' 1 ¾" 900' 1 ½" 600' 1" | 500 Gallons Water 1000 G.P.M Waterous Pump 20 Gallons Foam-A 20 Gallons Foam-B | Reserve / Volunteers 63,517 Miles |
| 8574 E-86 | 2007 Spartan Ferrara Class "A" Pumper Type 1 Engine | 700' 5" 500' 3" 100' 2 ½" 600' 1 ¾" 900' 1 ½" 600' 1" | 500 Gallons Water 1500 G.P.M. Waterous Pump 20 Gallons Foam-A | All alarms winter *cross staffed summer Mutual Aid Engine 42,900 Miles |
| 8576 E-87 | 2010 Igniter/Ferrara Ferrara Class "A" Pumper Type 1 Engine | 700' 5" 500' 3" 100' 2 ½" 600' 1 ¾" 900' 1 ½" 600' 1" | 500 Gallons Water 1500 G.P.M. Waterous Pump 20 Gallons Foam-A 20 Gallons Foam-B | All alarms winter *cross staffed summer 30,134 Miles |
| 8577 E-84 | 2013 KME Class "A" Pumper Type 1 Engine | 700' 5" 500' 3" 100' 2 ½" 600' 1 ¾" 900' 1 ½" 600' 1" | 500 Gallons Water 1500 G.P.M. Waterous Pump 20 Gallons Foam-A | All alarms 10,419 Miles |
| 8580* WT-92 | 2009 International Rosenbauer Water Tender | 500' 3" 200' 1 ½" 20' 4" | 2000 Gallons Water 500 G.P.M. 20 Gallons Foam-A | Structure Fires Wildland Fires 8650 Miles |
| 8581* WT-91 | 2009 Kenworth T-300 Water Tender | 500' 3" 200' 1 ½" 20' 4" | 2000 Gallons Water 250 G.P.M. 20 Gallons Foam-A | Structure Fires Wildland Fires 6009 Miles |
| 8590 T-85 | 2012 Sutphen 100' Aerial Platform Quint | 200' 5" 300' 3" 100' 2 ½" 500' 1 ¾" | 300 Gallons Water 1500 G.P.M. Hale Pump | All Structure Fire & Vehicle Accidents 19,665 Miles |
| 8551 Air-85 | 2002 International Hackney Air/Light Support | N/A | SCBA Compressor Light Tower | Structure Fire Support 16,641 Miles |

| | | | | |
|-----------------------------|---|--------------------------------|---|--|
| 8552* S-92 | 2008 Ford F-350 4x4 Type-6 Squad | 150' 1 ¾" | 250 Gallons Water 150 G.P.M. 5 Gallons Foam-A | Structure Fires Wildland Fires 15,855 Miles |
| JPA M-85 | 2010 Dodge 4500 Medtech Ambulance | N/A | Advanced Life Support | Medical Aids Vehicle Accidents 130,960 Miles |
| JPA M-285 | 2004 Ford F-450 Wheeled Coach Ambulance | N/A | Advanced Life Support | Reserve Medic 167,545 Miles |
| OES WT41 | 2003 Freightliner Westates Water Tender | 500' 3" 200' 1 ½" 20' 4" | 2000 Gallons Water 500 G.P.M. Waterous Pump | Rural Area Support Structure/Wildland Fires State of CA Mutual Aid 27,999 Miles |

* Acquired through the Latrobe annexation in November 2014.

| |
|---------------------------------|
| UTILITY / STAFF VEHICLES |
|---------------------------------|

| UNIT # | YEAR | MAKE-MODEL | VEHICLE DESCRIPTION | TYPE OF USE ALARM RESPONSE | MILEAGE |
|--------|------|-----------------|---------------------|-------------------------------|---------|
| 8530* | 1999 | Ford Expedition | Staff Vehicle | General use/Utility | 131,000 |
| 8531* | 2007 | Ford F-150 | Staff Vehicle | General use/Utility | 42,000 |
| 8532* | 1995 | Ford Bronco | Staff Vehicle | Surplus | 160,000 |
| 8533* | 1995 | Ford Bronco | Staff Vehicle | Surplus | 155,000 |
| 8534 | 2015 | Chevrolet Tahoe | Staff Vehicle | Duty Chief (new) | 200 |
| 8535 | 2015 | Chevrolet Tahoe | Staff Vehicle | Fire Chief (new) | 200 |
| 8539 | 2005 | Ford F-250 | Pickup 4x4 | Strike Team/Utility | 74,928 |
| 8540 | 2005 | Ford Expedition | Staff Vehicle | Fire Marshal | 108,512 |
| 8541 | 2006 | Ford F-250 | Pickup 4x4 | Strike Team/Utility | 63,429 |
| 8542 | 1999 | Ford F-350 | Utility Bed | Prev. Trailer/Utility | 74,751 |
| 8544 | 2003 | Ford Expedition | Staff Vehicle | Prevention Officer | 82,000 |
| 8546 | 2003 | Ford Expedition | Staff Vehicle | Prevention Officer | 122,083 |
| 8548 | 2003 | Ford Expedition | Staff Vehicle | Fire Chief (current) | 98,035 |
| 8549 | 2003 | Ford Expedition | Staff Vehicle | Duty Chief (current) | 121,000 |

* Acquired through the Latrobe annexation in November 2014.