

EL DORADO HILLS FIRE DEPARTMENT



*50 Years
of Service*



2013 Annual Report

TABLE OF CONTENTS

District Information

<i>Synopsis</i>	1
<i>Board of Directors</i>	2
<i>Fire Department Personnel</i>	3
<i>Volunteer Personnel</i>	4
<i>District Assessed Value / Property Tax Revenue</i>	5
<i>Annual Revenue / Annual Budgets</i>	6
<i>Budget Analysis</i>	7
<i>Residential Growth / Population Growth</i>	8
<i>Total Homes by Response Area</i>	9
<i>Homes Constructed by Response Area</i>	10
<i>Homes Constructed per Year / per Month</i>	11
<i>Development Fees per Month / Annual Development Fees</i>	12
<i>Commercial / Residential Development</i>	13
<i>Strategic Plan Update</i>	14

Calls for Service

<i>Synopsis</i>	16
<i>Alarm Statistics</i>	17
<i>Alarms Graphs</i>	18
<i>Alarms per Month / per Year</i>	19
<i>Alarms per Day / per Time of Day</i>	20
<i>Volunteer Alarm Responses</i>	21
<i>Incidents by Response Zone</i>	22

Fire Training

<i>Synopsis.....</i>	<i>23</i>
<i>Paid Training Summary.....</i>	<i>25</i>
<i>Volunteer Training Summary.....</i>	<i>26</i>
<i>Total Engine Coverage</i>	<i>27</i>
<i>Honor Guard.....</i>	<i>28</i>

Fire Safety & Fire Protection

<i>Synopsis.....</i>	<i>29</i>
<i>Staff Hours per Year.....</i>	<i>30</i>
<i>Fire Prevention Activities.....</i>	<i>31</i>
<i>Vacant Lot Program / Hazard Reduction Program.....</i>	<i>32</i>
<i>Public Education Programs / Fire Station Tours</i>	<i>33</i>
<i>Annual Residential Fire Sprinklers / Annual Fire Loss</i>	<i>34</i>

Apparatus

<i>Apparatus Description</i>	<i>35</i>
<i>Utility / Staff Vehicles.....</i>	<i>37</i>

Dear Directors, Residents, Business Owners and Fire Department Members:

As your Fire Chief, It is my pleasure to present you with the **2013 El Dorado Hills Fire Department Annual Report**. I would like to recognize the administrative staff, line and volunteer personnel for their excellent work in the preparation of this well organized synopsis of last year's performance.

As you review this report, it will become evident that despite the fragile economy, your Fire Department continued its longtime tradition of excellence in regards to emergency response, customer service, training, and extensive support of fire and life safety education programs. This continued level of excellent service is made possible only because of our dedicated staff of paid and volunteer employees, unwavering citizen support, collaborative partnerships with neighboring agencies, and receptive and active Board members. As you will see in this document, the men and women of the El Dorado Hills Fire Department continually strive toward providing the best possible service to our community members.

We have added a new section dedicated to our "Community Driven" Five Year Strategic Plan. As you may know, in May of 2012, we contracted with the Center for Public Safety Excellence to help us develop this comprehensive plan. With its foundation built on community and membership input, the plan directly correlates with the Department's pillars of "mission", "values" and "vision" as it guides us into the future. Significant progress has been made toward each of the six strategic initiatives that were developed using valuable input from community members, department members, directors, neighboring agencies, local service organizations, and the administrative team.

Our District was given a unique opportunity to partner even further with a neighboring agency. With the retirement of the Deputy Chief, the El Dorado Hills Fire Department utilized this opportunity to enter into a labor sharing agreement with Rescue Fire Protection District. This shared agreement has saved money while benefiting both communities with increased efficiencies and capabilities.

The year 2013 also marked our 50th year of service to the El Dorado Hills community. We held numerous public events to share in the celebration of this significant milestone in our history. In closing, I would like to take this opportunity to express my appreciation for your continued support and investment in the future of the El Dorado Hills Fire Department and community.

Sincerely,


EL DORADO HILLS FIRE DEPARTMENT

A handwritten signature in black ink, appearing to read "Dave Roberts", written over a horizontal line.

Dave Roberts, Fire Chief



DISTRICT INFORMATION



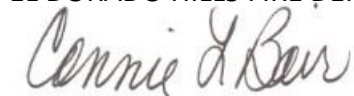
DISTRICT INFORMATION

Property tax revenue and District assessed value increased slightly in 2013. Staffing remained stable with a few retirements and new hires in 2013. Highlights are as follows:

- Again this year, a Budget Committee, consisting of Board Members and Staff, reviewed all budget items and worked diligently to bring a balanced budget to the Board for approval.
- The assessed value for the District increased 1.5% in 2013. This is the second consecutive year the District has had an increase in assessed value since the downward spiral in the housing market. The District assessed value decreased an average of 2.4% per year over the past five years and increased an average of 6.08% per year over the past 10 years. The assessed value changes based on the reassessment of homes and commercial structures.
- The property tax revenue as projected by the County increased 1.5% for the 2013/2014 fiscal year. Property tax revenue decreased an average of 1% per year over the past five years and increased an average of 6.6% per year over the past ten years.
- Commercial development has increased with 32,144 square feet in 2013 as compared with 20,885 square feet of new commercial development in 2012. Over the past five years, there has been an average increase of 16,317 square feet per year.
- New home development increased more than 1.5% in the District this past year. Construction has been on the rise in 2012 and 2013 as compared to the few years prior. There were 244 new homes constructed in 2013; the average number of new homes constructed over the past five years was 114 and over the past ten years was 335. The District has a total of 14,721 homes.
- The development fee revenue collected in 2013 was \$1,226,792, a substantial increase over the previous two years; in 2012, \$768,404 was collected and in 2011, \$541,489 was collected.

In summary, the El Dorado Hills Fire District is growing at a very slow rate compared to years past; however, development has increased over the past two years and is on an upward trend. The Department remains proactive in meeting the ongoing challenges it faces to manage the growth and development needs in our community.

EL DORADO HILLS FIRE DEPARTMENT



Connie L. Bair, Chief Financial Officer

BOARD OF DIRECTORS

NAME	TITLE	ELECTED/APPOINTED
Greg Durante	President	2008
Barbara Winn	Vice-President	2009
Jim Hartley	Director	2000
John Hidahl	Director	2000 (1981-1998)
Lou Barber	Director	2010 (Resigned 12/12/2013)
Connie Bair	Board Secretary	1983
Board Counsel	Mike Cook	1988

COMMITTEES

Standing Committees

Administrative Committee	John Hidahl Lou Barber
Fire Committee	Barbara Winn Greg Durante
Joint Powers Authority	Jim Hartley Barbara Winn

Ad Hoc Committees

Regional Committee	Jim Hartley Lou Barber
Chief Transition Committee	John Hidahl Greg Durante

ADMINISTRATIVE STAFF

David Roberts, Fire Chief
James O'Camb, Deputy Chief
Tom Keating, Administrative Chief
Mike Lilienthal, Fire Marshal
Connie Bair, Chief Financial Officer
John Niehues, Battalion Chief
Antonio Moreno, Battalion Chief
David Brady, Battalion Chief
John Johnston, Battalion Chief
Walter Jukes, Fire Prevention Specialist
Sandra Sanders, Administrative Assistant
Stephanie Parrish, Fire Inspector I
Kristin Moreno-Cramer, Administrative Assistant
Allan Orr, Operation Specialist
Noleen Primicerio, Contracted Administrative Assistant

FIREFIGHTER/PARAMEDIC

Burvant, Lantz
Couch, Josh
Cummins, Jeffrey
Davidson, James
Hathaway, Ryan
Hemstalk, Dale
Inzerillo, Jeno
Lovingier, Michael
Lowe, Brian
MacKenzie (Toy), Robyn
Minnich, Stacy
Perillo, Lisa Marie
Smith, Jason
Stiern, Carmen
Ward, Sean
Wilkey, Brian
Zarback, Thomas

ENGINEER/PARAMEDIC

Belleci Matthew
Cowles, Benjamin
Eckhardt, Mathew
Ferry, Bryan
Gygax, Michael
Karnow, Robert
Landry, Christopher
Leblanc, Michael
MacKenzie, Michael
Sommercamp, James
Ward, Dave
Wesson, Phillip

PARAMEDIC

Austerman, Robert
Bennett, Ryan
Bichel, Todd

CAPTAIN/PARAMEDIC

Mark Ali
Anselmo, Tom
Beckett, Matthew
Bresnahan, Brian
Ferlini, Hank
Hasemeier, Russell
Merino, David
Nelson, Daniel
Owens, Kasey
Storz, Chris*
Warren, Brenton
Zellhoefer, Jon

MED TECHS

Cowin, Brian
Roberts, Kyle*
VanDalen, John*

*non-paramedic

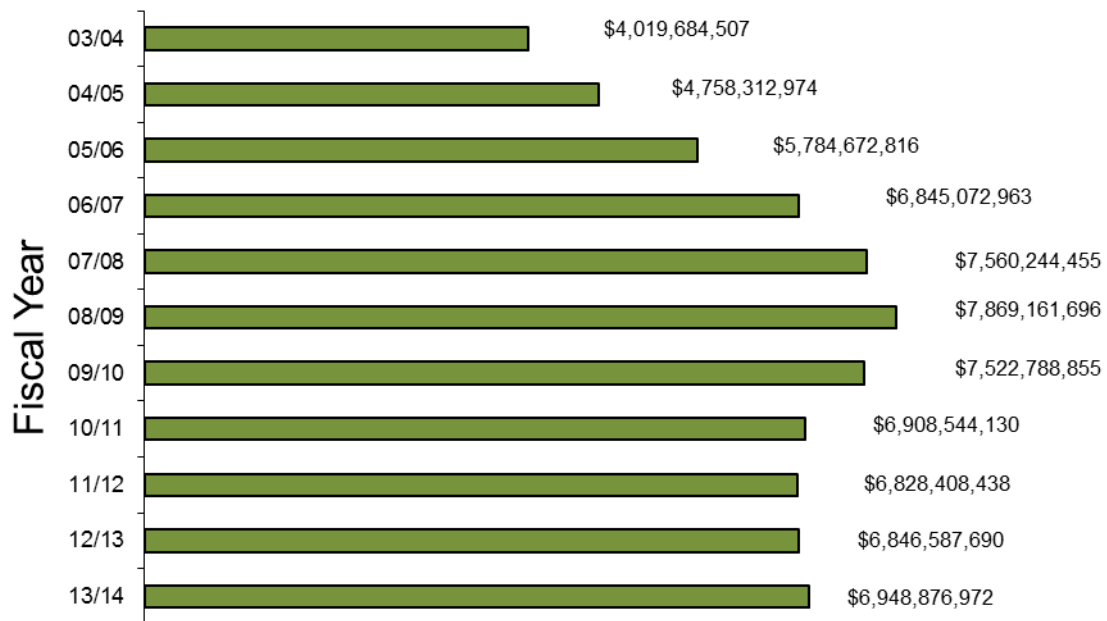
RETIREES

Deputy Chief, James O'Camb
Firefighter/Paramedic, Josh Couch
Firefighter/Paramedic, James Davidson

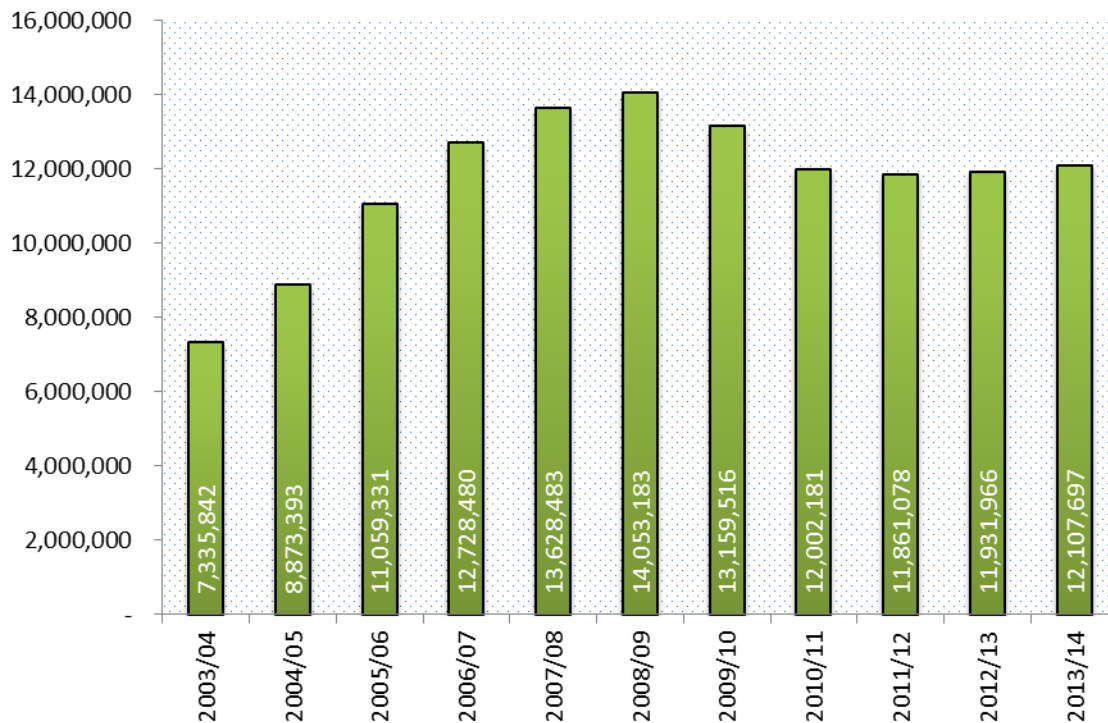
VOLUNTEER PERSONNEL

<u>NAME</u>		<u>TITLE</u>	<u>HIRED YEAR</u>
Roppolo	Mike	Lieutenant	1994
Thalhamer	Todd	Lieutenant	1998
Hughes	Robert	Lieutenant	2000
Vail	Scott	Firefighter	2001
Webb	Darrin	Firefighter	2002
Boeker	Bobby	Engineer	2004
Austerman	Robert	Firefighter	2005
Baughman	Gregory	Lieutenant	2005
Binion	Michael	Firefighter	2007
Nugent	Dion	Firefighter	2008
Albillar	Aaron	Firefighter	2009
Frey	Lucus	Firefighter	2009
Mattson	Kyle	Firefighter	2009
McCarthy	Sean	Firefighter	2009
Phillips	Raymond	Firefighter	2009
Polson	John	Firefighter	2009
Wolfe	Ryan	Firefighter	2010
Bennett	Ryan	Firefighter	2011
Cowin	Brian	Firefighter	2011
Cox	Marshall	Firefighter	2011
Estrada	Andrew	Firefighter	2011
Nelson	Nicholas	Firefighter	2011
Roberts	Eric	Firefighter	2011
Roberts	Kyle	Firefighter	2011
Stephens	Kelly	Firefighter	2011
VanDalen	John	Firefighter	2011
Bichel	Todd	Firefighter	2012
Verseput	Justin	Firefighter	2012
Ballenger	Brad	Battalion Chief	2013
Bennett	Ryan	Firefighter	2013
Braddock	Jerome	Firefighter	2013
Stinson	Jack	Firefighter	2013

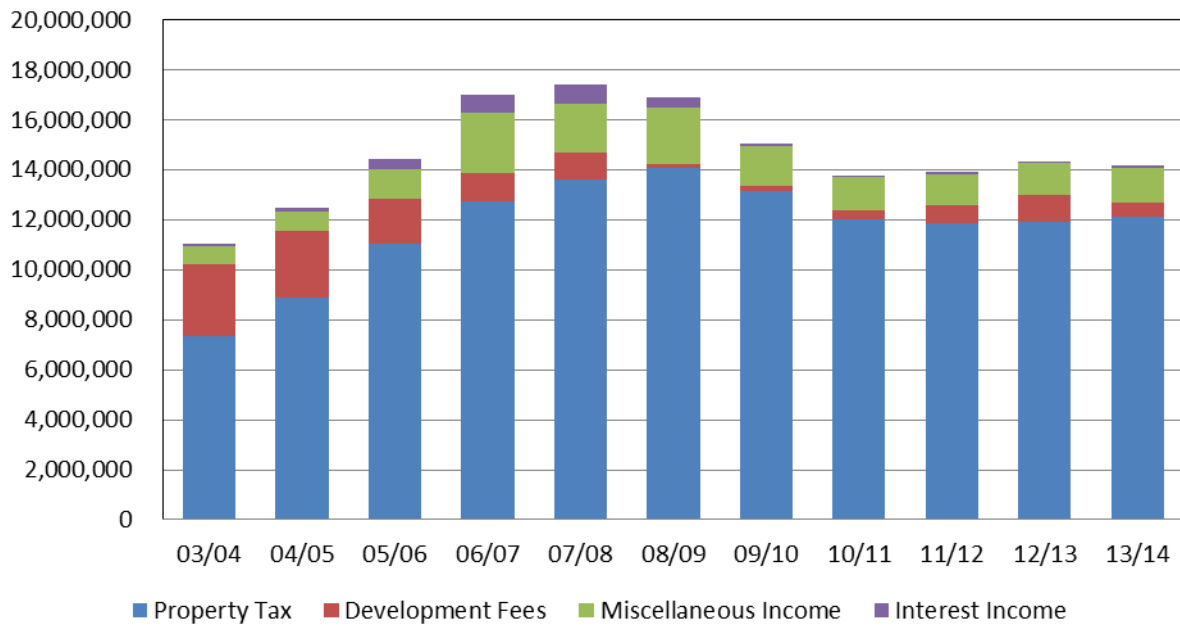
District Assessed Value



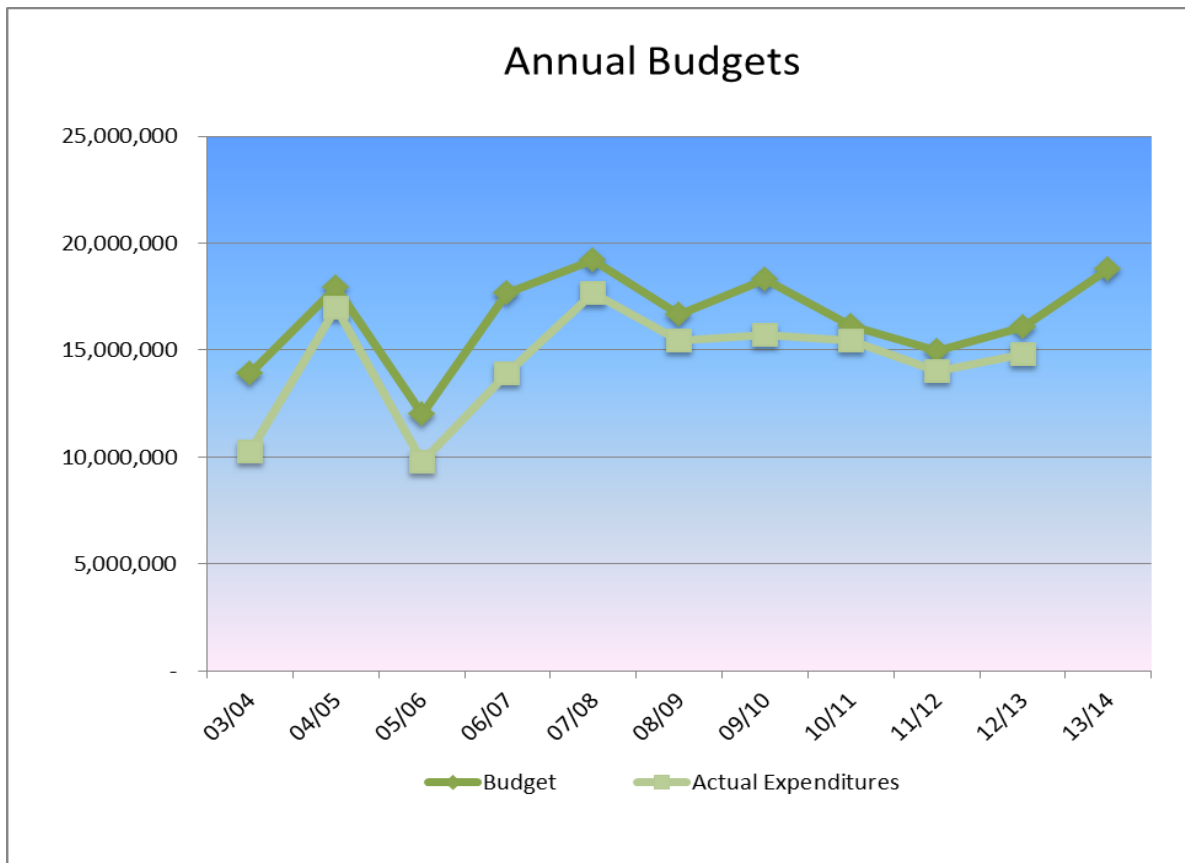
Property Tax Revenue



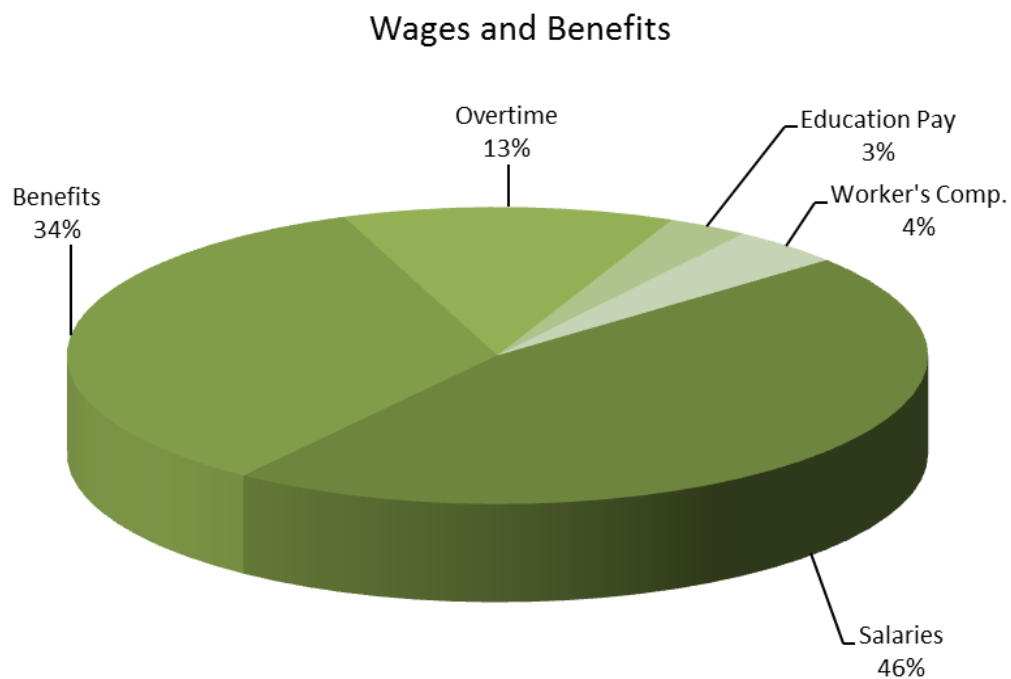
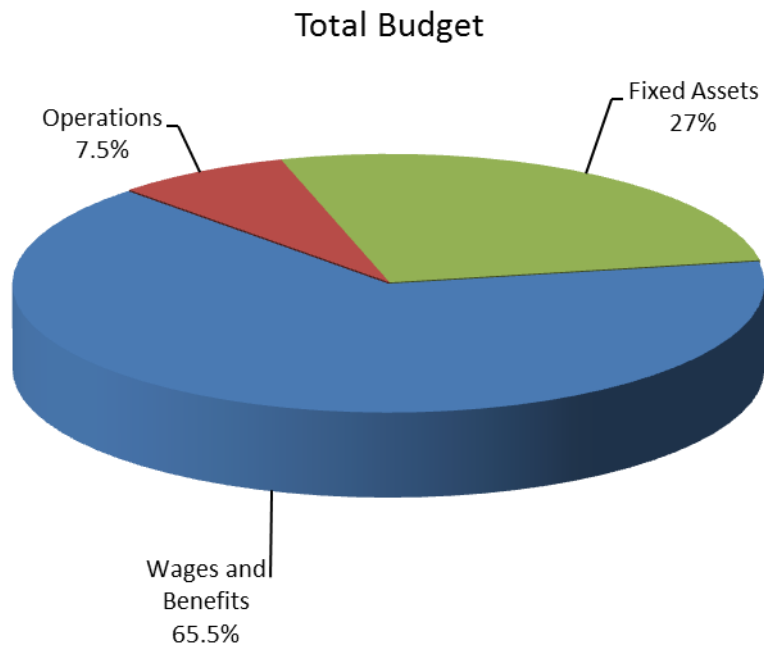
Annual Revenue



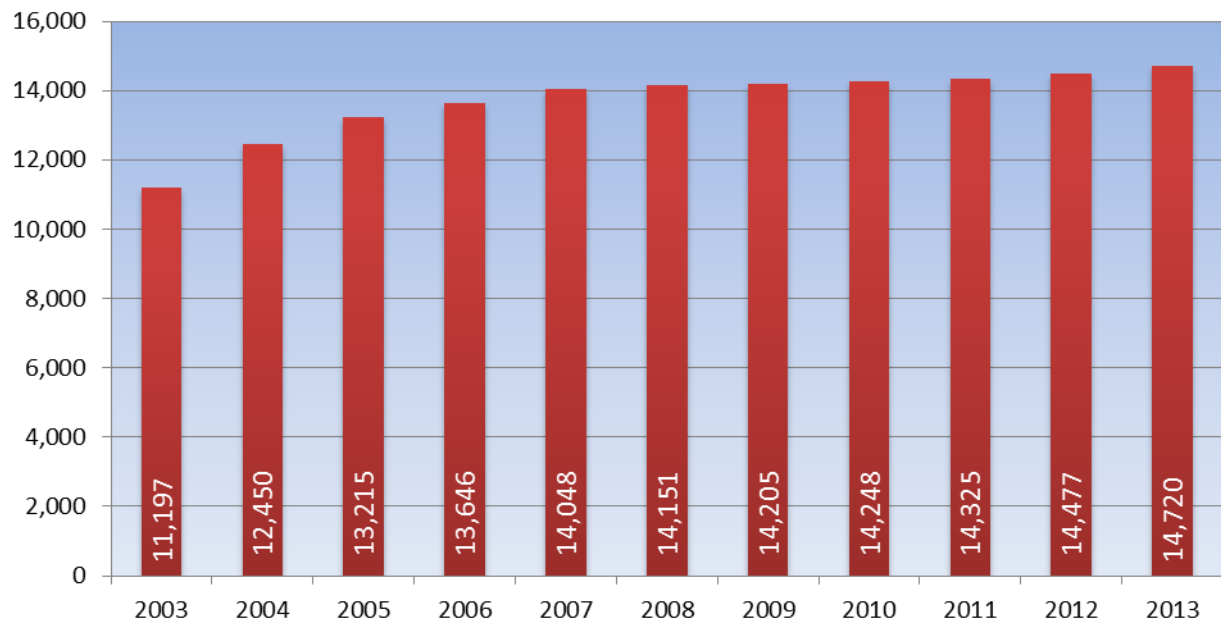
Annual Budgets



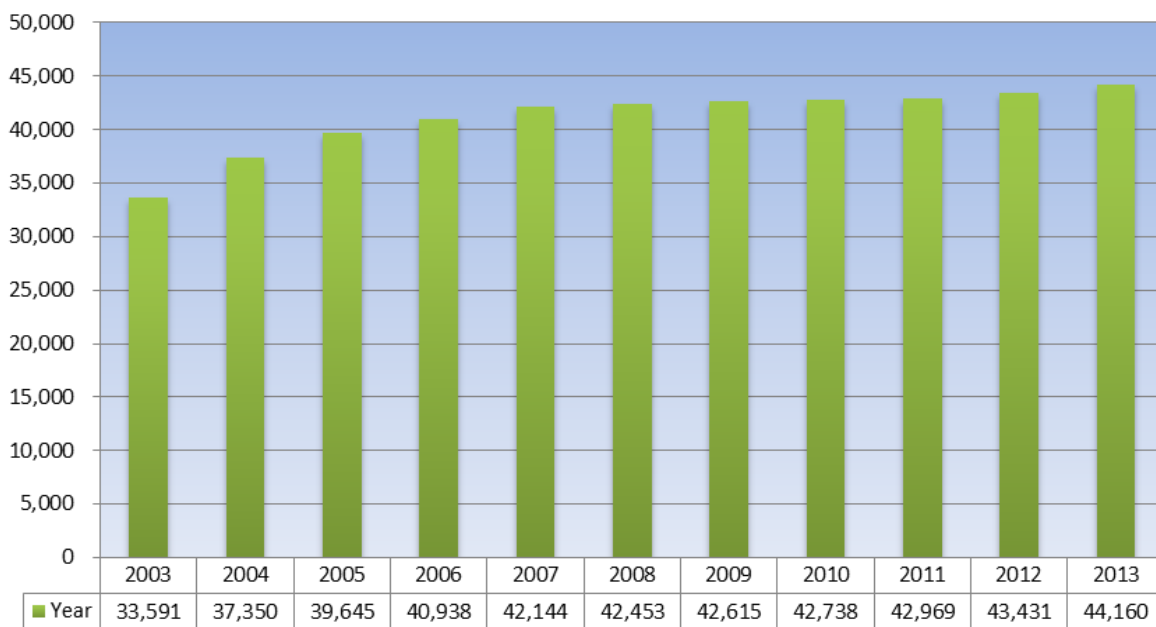
2013/2014 Budget Analysis (Total Budget - \$18,785,542)



Residential Growth (housing units)

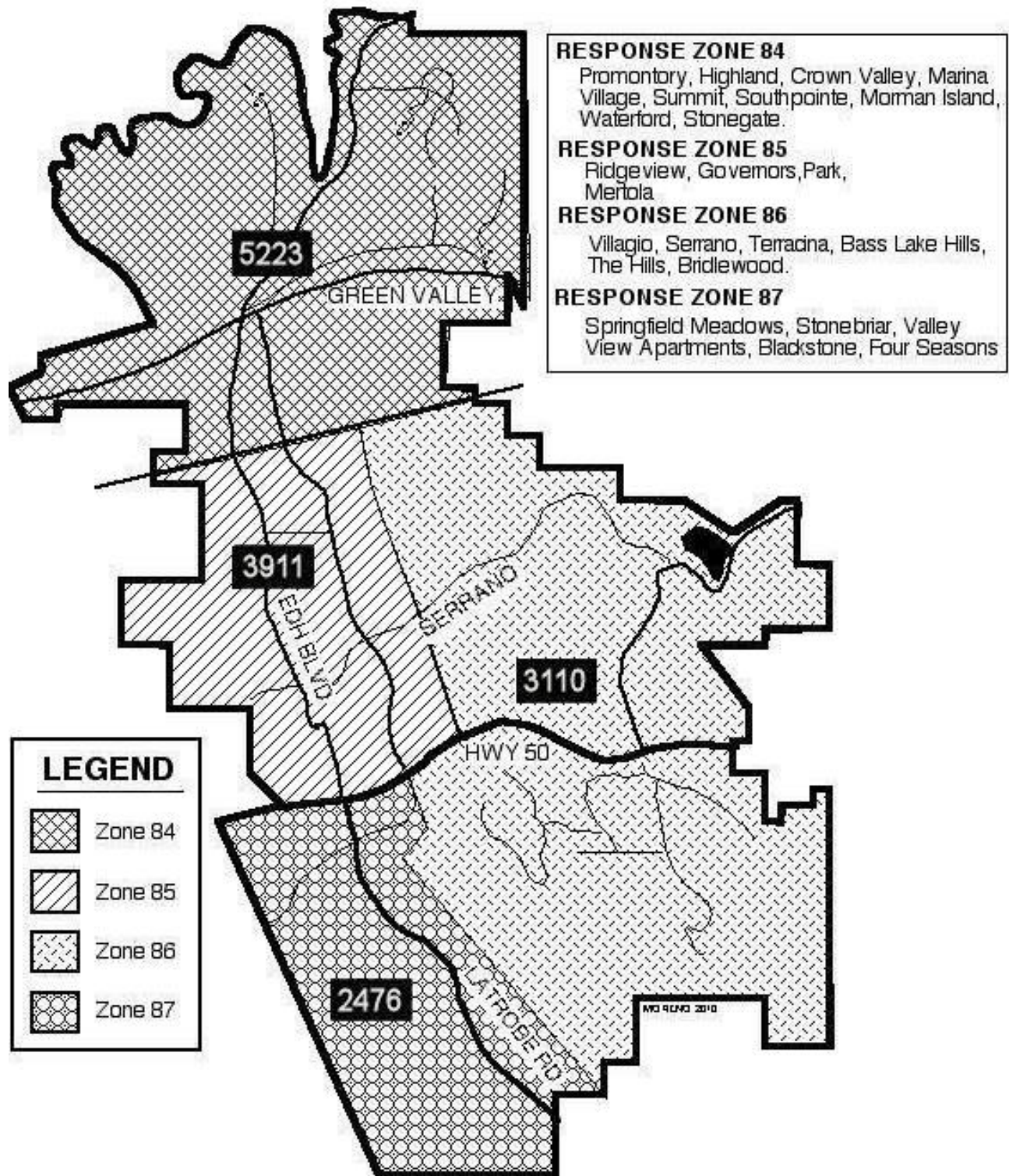


Population Growth



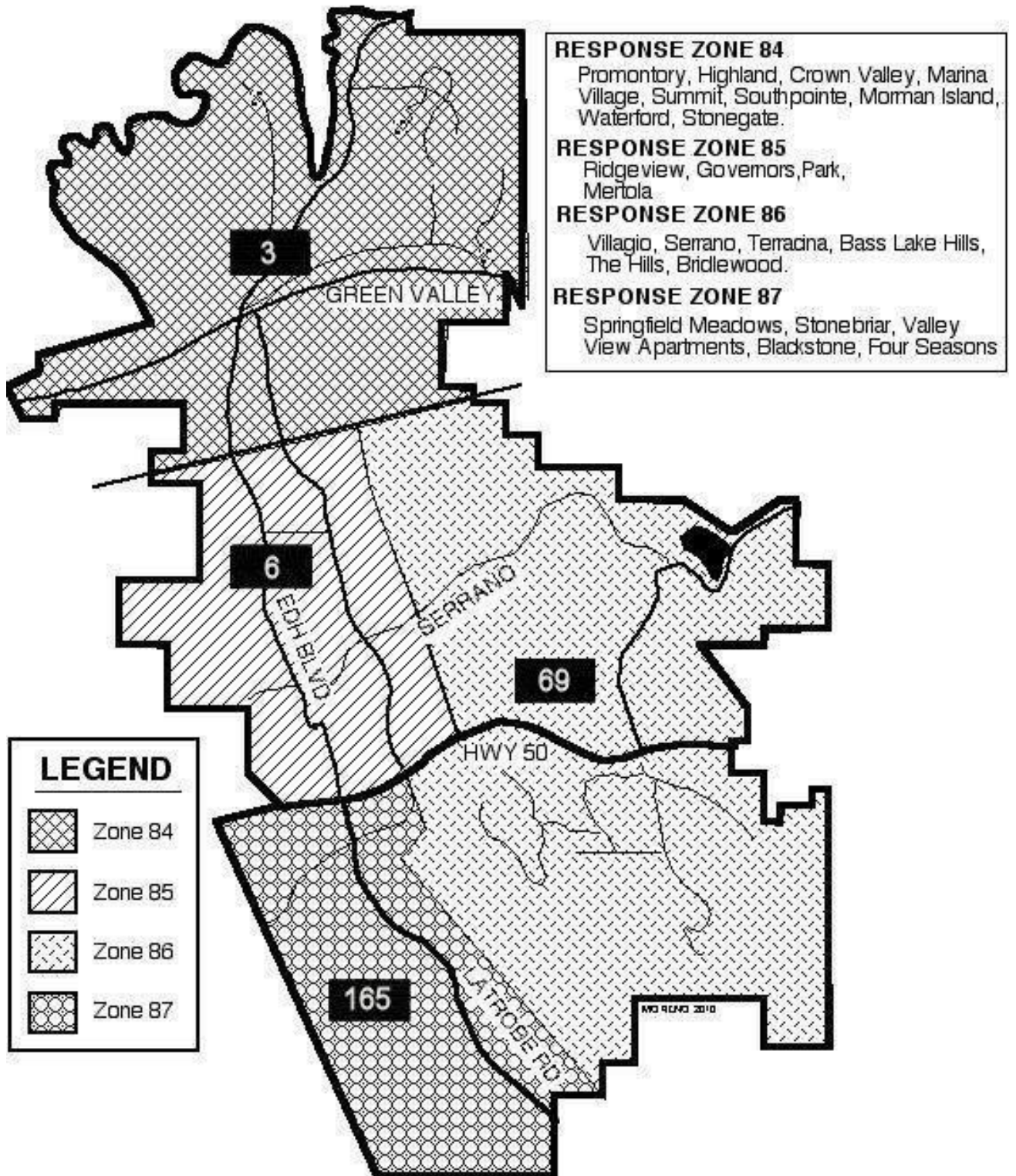
**Note: Estimated population calculated by multiplying housing units times 3.*

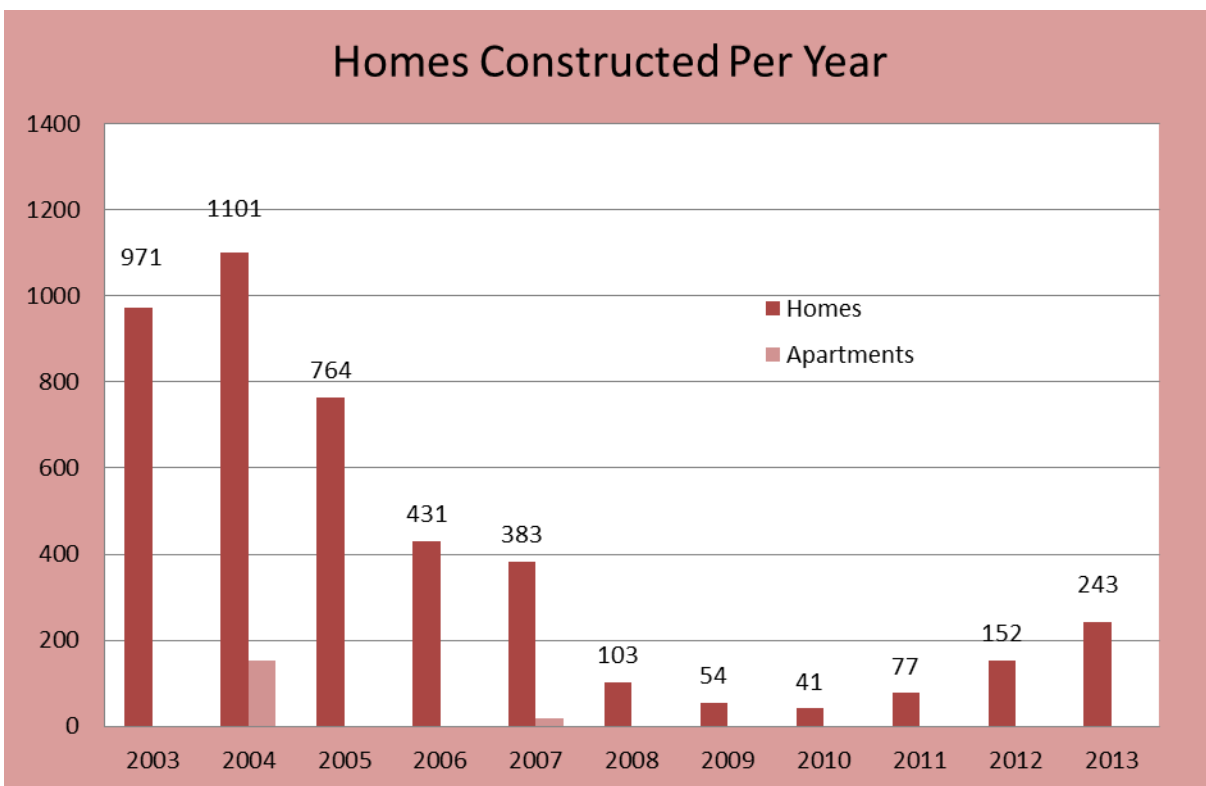
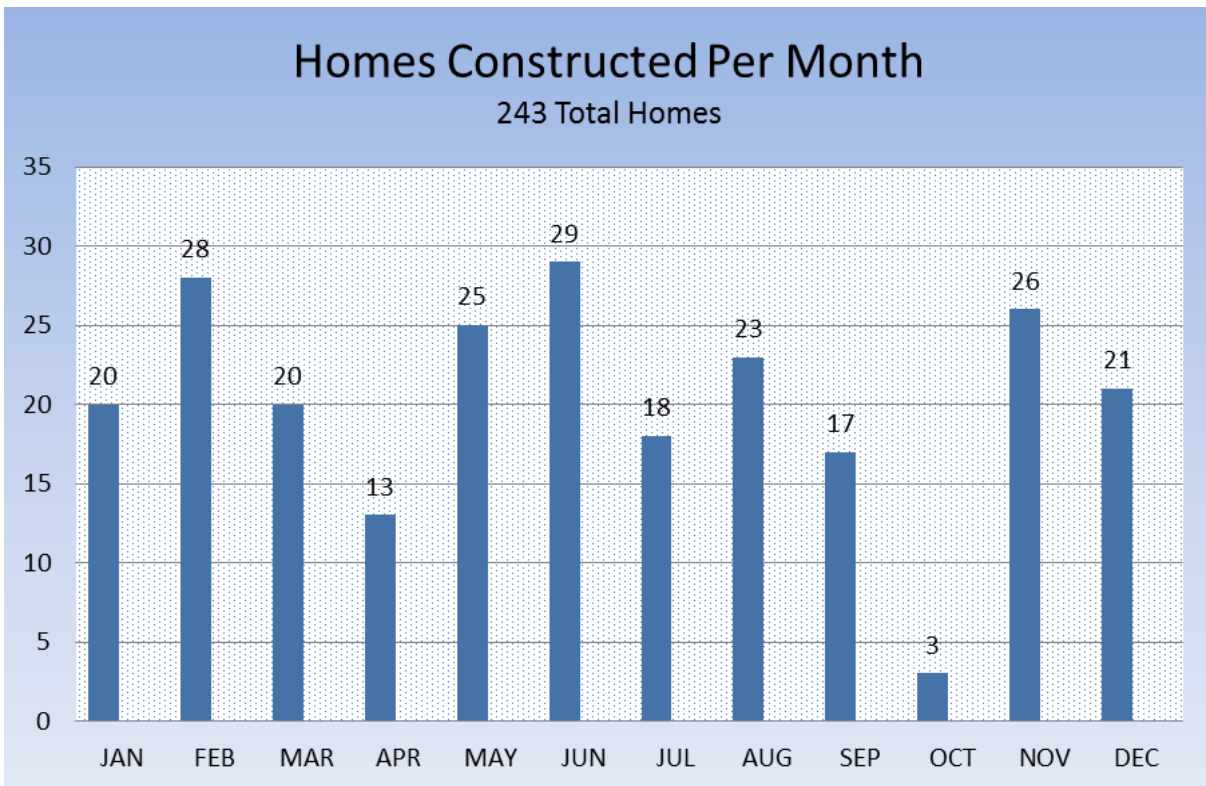
2013 Total Homes by Response Area



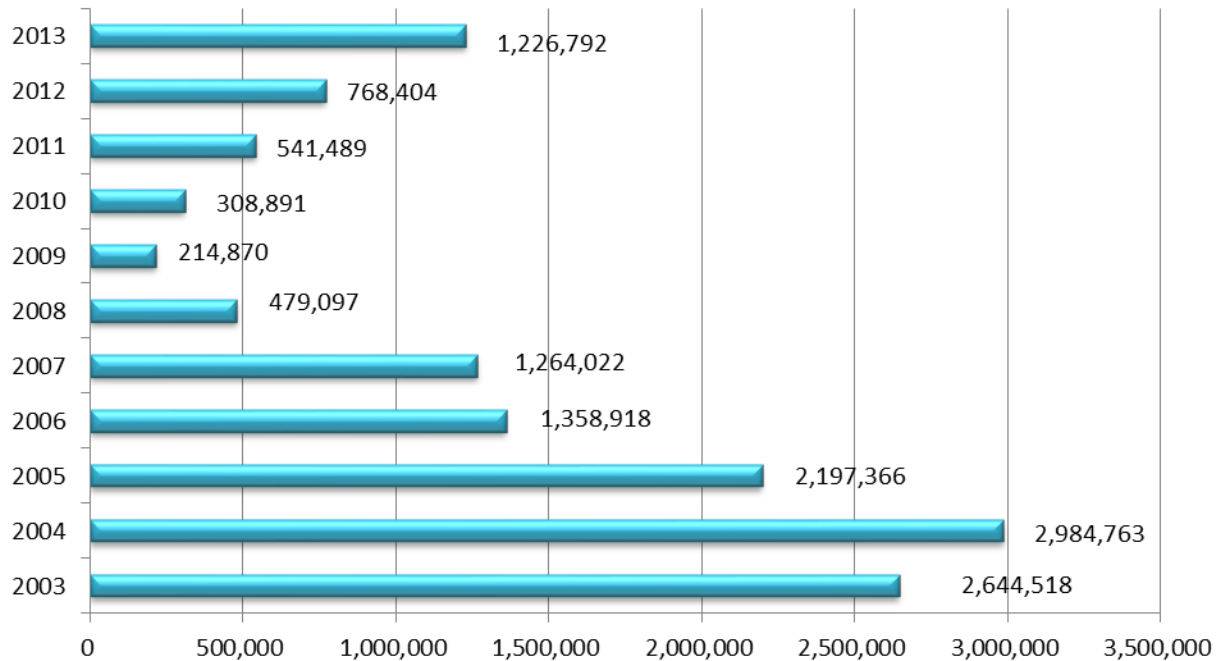
*Note: The Annual Report charts showing “Residential Growth (housing units)” and “Total Homes Constructed by Response Area” have had different totals in past Annual Reports. An analysis was performed on past records and the response area chart has been updated with a one-time correction for this 2013 Annual Report.

2013 Total Homes Constructed by Response Area



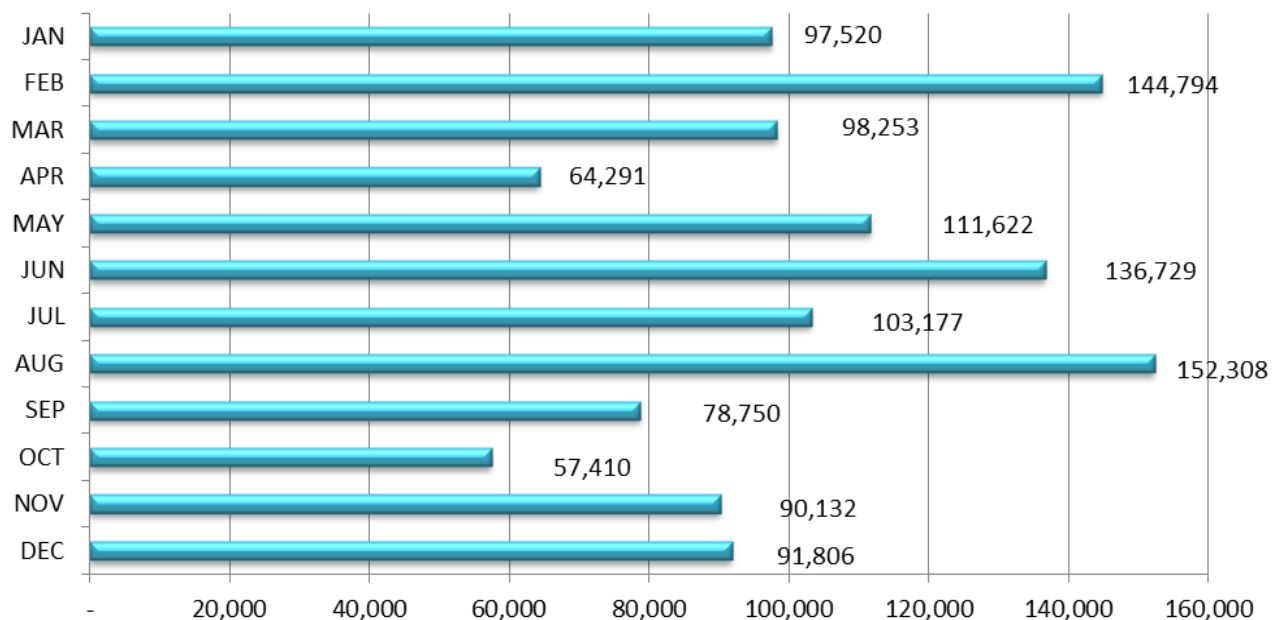


Annual Development Fees

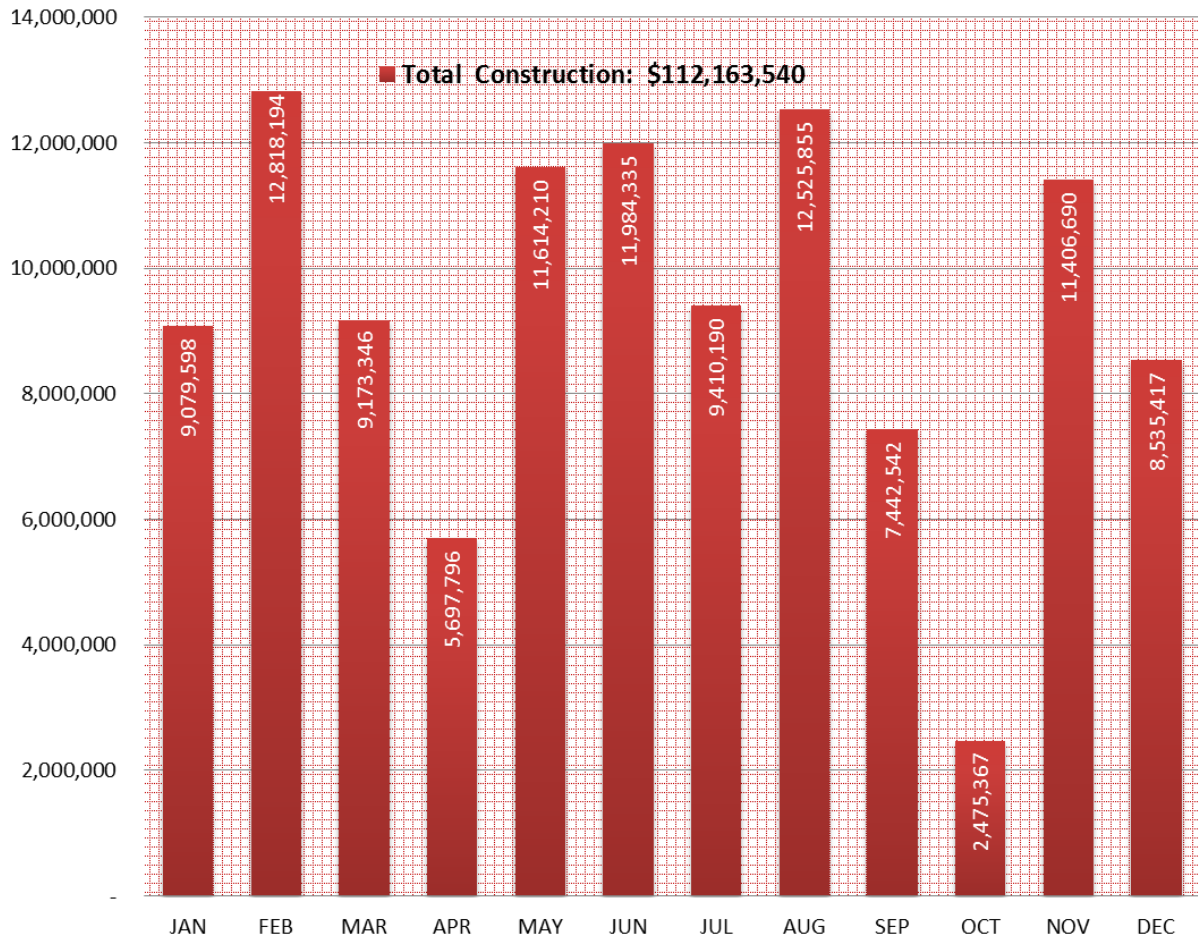


Development Fees Per Month

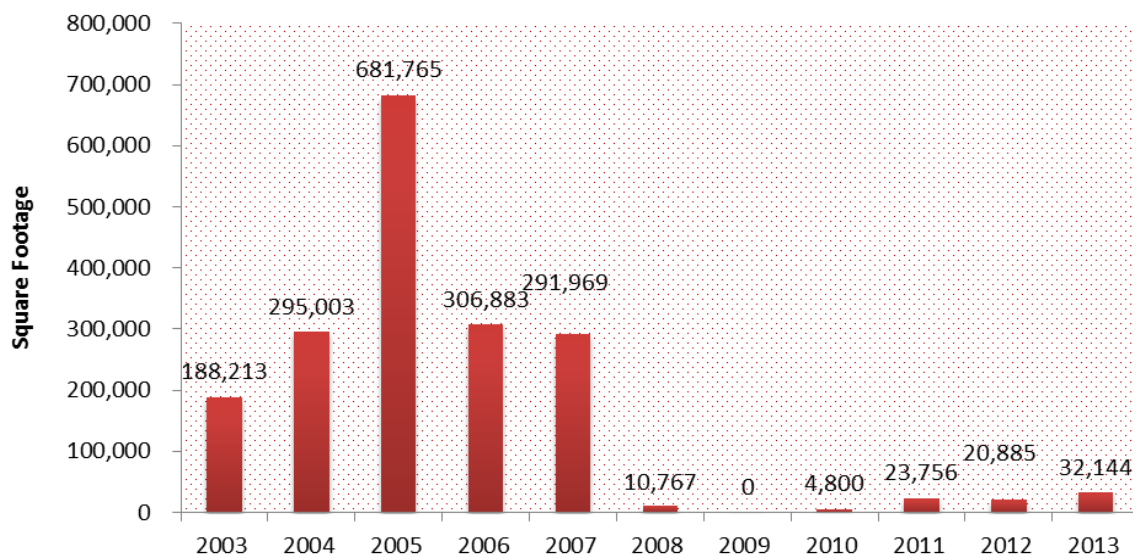
■ Total Fees: \$1,226,792



2013 Residential & Commercial Construction



Commercial Development



Strategic Plan Update

Strategic Planning is a process that involves the statement of an organization's most important goals, the implementation of plans to achieve them, the assessment of progress, and the continual revision and update of objectives, resources, and schedules. The CPSE and EDHFD utilized the Community-Driven Strategic Planning Process to go beyond the development of a document. It challenged the membership of the Fire Department to critically examine paradigms, values, philosophies, beliefs and desires, and compelled individuals to work in the best interest of the Department as a whole and the Community it serves. Furthermore, it provided the membership with an opportunity to participate in the development of their organization's long-term direction and focus. Members of the external and internal stakeholders' groups performed an outstanding job in committing to this important project.

This Strategic Plan, with its foundation based in Community and membership input, revisits the Department's pillars (Mission, Values, and Vision) and sets forth a continuous improvement plan that offers a road map for a justifiable and sustainable future.

Below is an update on the Goals and the Objectives:

Goal 1: "Improve Community relations in order to exceed customer expectations."

Objective 1A: Evaluate customer service programs and available resources – **Completed**

Objective 1B: Develop plan – **Completed**

Objective 1C: Evaluate and re-assess – **Completed**

Objective 1D: Evaluate the current perception of the Fire Department – **Estimated completion June 1, 2014**

Objective 1E: Develop plan to address perception and awareness – **Estimated completion January 16, 2015**

Objective 1F: Evaluate and re-assess public perception – **Estimated completion January 15, 2016**

Goal 2: "Ensure an efficient and effective workforce to better support our mission."

Objective 2A: Identify and prioritize current operational programs – **Completed**

Objective 2B: Develop distribution plan – **Completed**

Objective 2C: Implement plan – **Completed**

Objective 2D: Identify current and future workforce needs – **Completed**

Objective 2E: Develop a plan to address identified needs – **Completed**

Objective 2F: Implement plan – **Completed**

Objective 2G: Identify current and future workforce needs – **Estimated completion July 18, 2014**

Goal 3: “To improve and maintain an effective Training Program.”

Objective 3A: Evaluate current Training Program and its current shortfalls – **Completed**

Objective 3B: Develop a comprehensive Training Program – **Completed**

Objective 3C: Implement new training objectives – **Completed**

Objective 3D: Reassess the effectiveness of the Training program and implement changes as needed – **Estimated completion December 5, 2014**

Goal 4: “Evaluate and improve Emergency Communications.”

Objective 4A: Evaluate Emergency Communications Center deliver – **Completed**

Objective 4B: Evaluate mobile communication capability – **Completed**

Objective 4C: Evaluate incident communication – **Completed**

Objective 4D: Develop plan to improve all aspects of emergency communications –
Estimated completion February 21, 2014

Objective 4E: Implement plan – **Estimated completion July 2015**

Objective 4F: Evaluate and re-assess – **On-going**

Goal 5: “Enhance Inter-agency relationships and communications to better serve our mission.”

Objective 5A: Identify all relationships between El Dorado Hills Fire and surrounding agencies – **Completed**

Objective 5B: Define attributes for positive relationships – **Completed**

Objective 5C: Create the Inter-agency Relationship and Communications Plan –
Estimated completion August 29, 2014

Objective 5D: Implement the Inter-agency Relationship and Communications Plan –
Estimated completion November 7, 2014

Objective 5E: Evaluate the effectiveness of the Inter-agency Relationship and Communications Plan – **Estimated completion July 17, 2015**

Goal 6: “Prepare for, pursue, achieve and maintain international accreditation.”

Objective 6A: Prepare a Community-Driven Strategic Plan. – **Completed**

Objective 6B: Conduct a Community hazards and risk assessment and publish a Community Risk and Standards of Cover document – **Estimated completion May 26, 2014**

Objective 6C: Conduct and document a self-assessment appraisal of the Department utilizing the CPSE/CFAI Fire and Emergency Services Self-Assessment Manual criteria – **Estimated completion May 26, 2014**

Objective 6D: Achieve agency accreditation by the Commission on Fire Accreditation International – **Estimated completion Spring 2015**

Objective 6E: Maintain agency accreditation with the Commission on Fire Accreditation International – **Estimated completion Spring 2016**



CALLS FOR SERVICE



CALLS FOR SERVICE

This year, the El Dorado Hills Fire Department responded to a total of 2,686 calls for service. This is an increase of 12.4 percent from 2012.

Some of the increase in calls can be attributed to the following:

- The closing of a half-time JPA Medic Unit, thereby increasing calls for service for the remaining Medic Units.
- Increase in Strike Team Activity both In-County and Out-of-County from the prior two-years.

The El Dorado Hills Fire Department continues to be an active partner in the “Closest Resource” response model in El Dorado County. We also provide Automatic Aid/Mutual Aid on a reciprocal agreement with our neighboring counties.

The El Dorado Hills Fire Department responded to 11 structure fires that resulted in a dollar loss of \$268,485 versus a dollar saved of \$7,501,254. This gives the Department a total **percentage saved value of 96.54 percent!** This high percentage can be attributed to the high-level of training and commitment to meeting the exceptional level of service set by the El Dorado Hills Fire Department.

Through continued evaluation of our response plan, utilization of resources, and use of the latest technology, the men and women of the El Dorado Hills Fire Department will continue to serve the community with integrity and excellence.

Sincerely,

EL DORADO HILLS FIRE DEPARTMENT

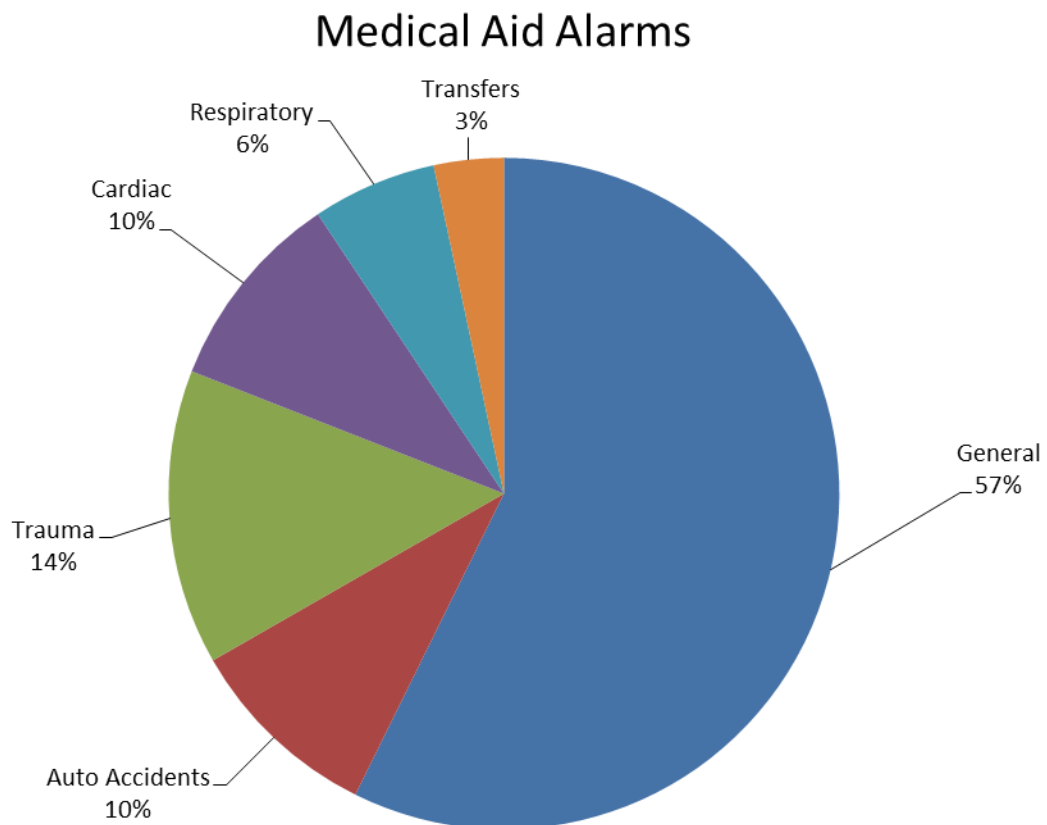
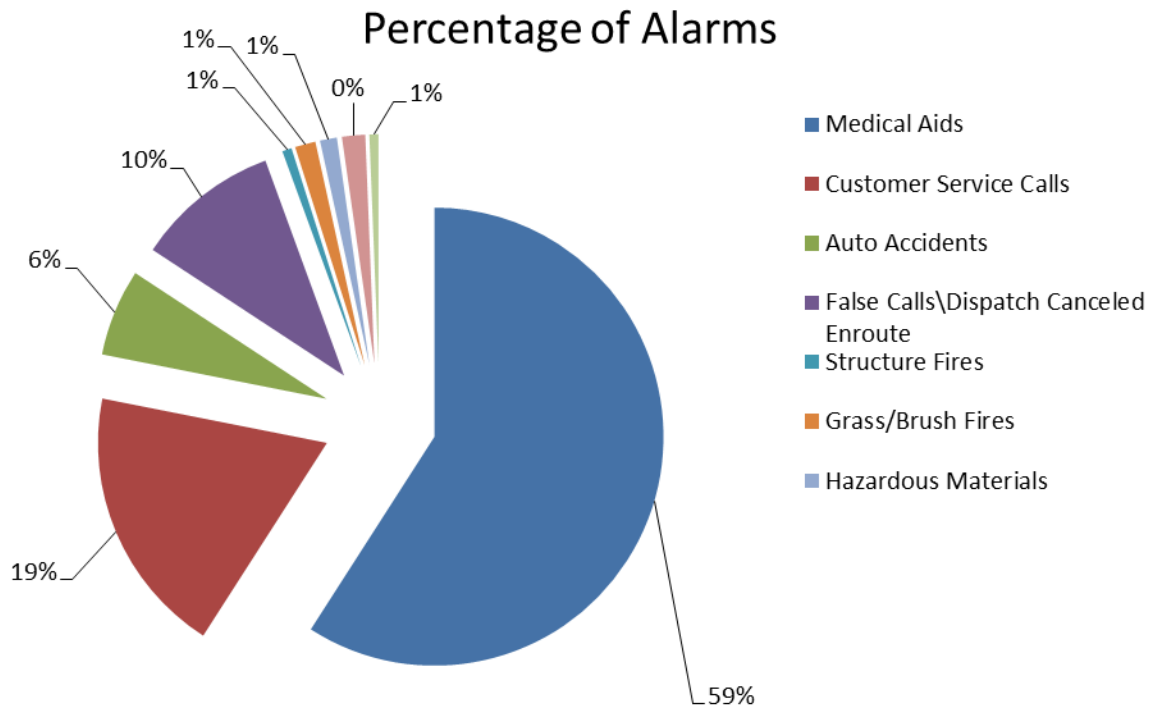


Tom Keating, Administrative Chief

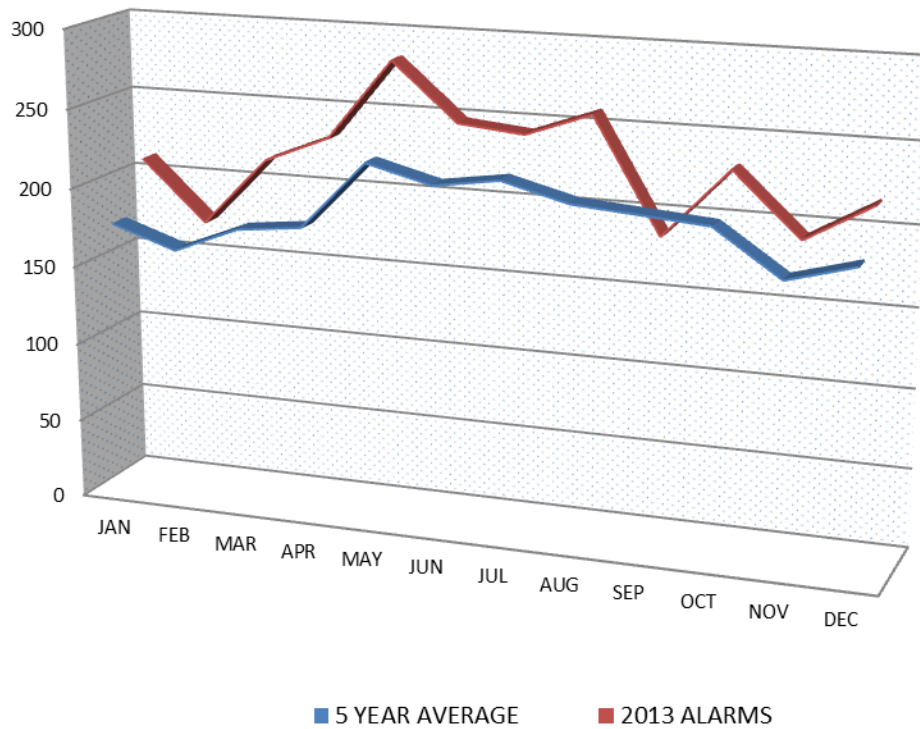
ALARM STATISTICS

	<u>2009</u>	<u>2010</u>	<u>2011</u>	<u>2012</u>	<u>2013</u>
<u>Medicals Aids</u>					
General Medical Aids	721	717	790	880	1004
Trauma	213	258	209	176	249
Cardiac	187	170	153	184	170
Respiratory Problems	111	112	79	76	105
Transfers	7	9	2	7	59
Auto Accidents	186	172	175	175	165
Total Medical Aids	1,425	1,438	1,408	1,498	1,752
<u>Fires</u>					
Building Fires	26	31	22	31	16
Chimney Fires	4	6	8	8	2
Total Structure Fires	30	37	30	39	18
Grass/Brush Fires	33	40	45	42	39
Vehicles Fires	15	7	15	13	17
Misc. Fires	32	15	33	37	44
Total Misc. Fires	80	62	93	92	100
<u>Service Calls</u>					
Customer Service	262	316	283	297	284
Snakes/Animals	129	139	183	219	227
Hazardous Conditions	28	29	28	31	32
False Calls/Dispatched	82	95	121	31	115
Canceled en-route	209	137	126	181	158
Total Special Duties	710	716	741	759	816
TOTAL ALARMS	<u>2,245</u>	<u>2,253</u>	<u>2,284</u>	<u>2,388</u>	<u>2,686</u>
 *Medic 85 Responses (Out of District)	 147	 215	 233	 244	 460
*Fire Units – Automatic Aid\Mutual Aid	243	227	246	255	109

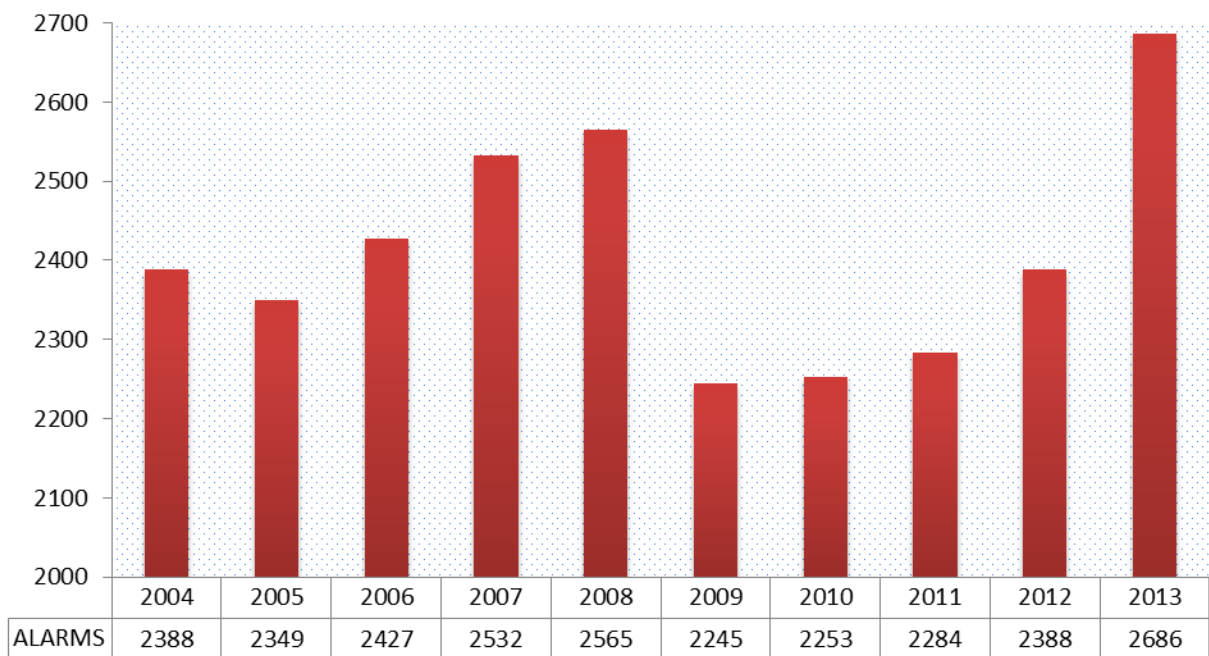
***Note: These alarms are included in the Total Alarm Statistics.**



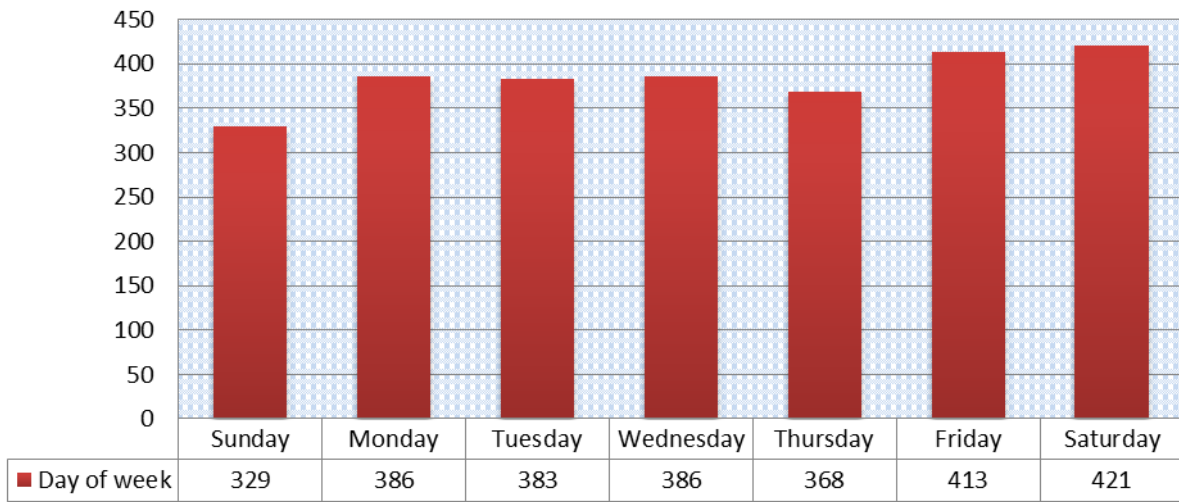
Alarms per Month



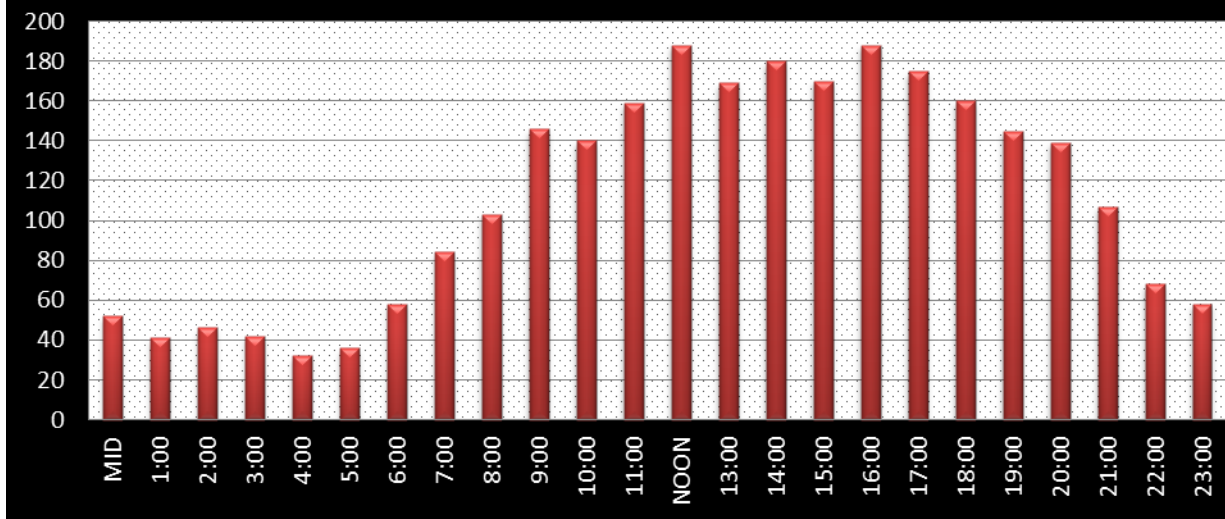
Alarms Per Year



Alarms Per Day



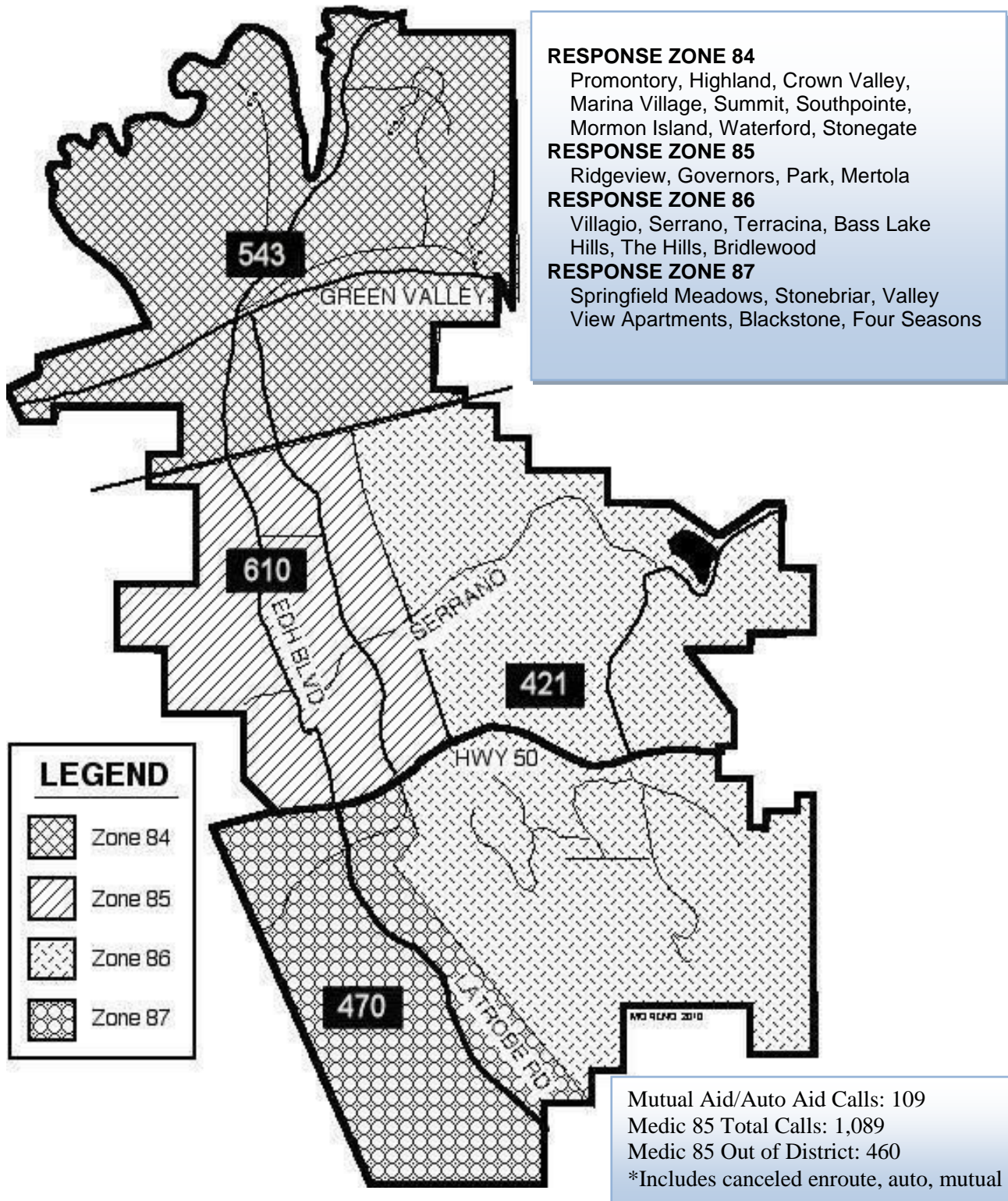
Responses by Time of Day



VOLUNTEER ALARM RESPONSES

		<u>TOTAL</u>
Albillar	Aaron	7
Austerman	Robert	15
Baughman	Gregory	21
Bennett	Ryan	31
Bichel	Todd	98
Binion	Michael	1
Boeker	Bobby	29
Cowin	Brian	22
Cox	Marshall	5
Estrada	Andrew	23
Frey	Lucas	32
Hughes	Robert	57
Mattson	Kyle	8
McCarthy	Sean	16
Nelson	Nicholas	10
Nugent	Dion	2
Phillips	Raymond	2
Polson	John	5
Roberts	Eric	7
Roberts	Kyle	10
Roppolo	Mike	109
Stephens	Kelly	2
Stinson	Jack	3
Thalhamer	Todd	9
Vail	Scott	12
VanDalen	John	82
Verseput	Justin	1
Webb	Darrin	33
Wolfe	Ryan	25
TOTAL RESPONSES		677

2013 Incidents by Response Zone





TRAINING & EMERGENCY SERVICES



TRAINING AND EMERGENCY SERVICES

The mission of the El Dorado Hills Fire Department Training Division is to provide the highest level of training for emergency and non-emergency services to the members of the Fire Department. This will ensure that our commitment to the community and our personnel is fulfilled. This mission aligns with our Department mission statement: "We, the El Dorado Hills Fire Department, exist to serve and protect the Community through emergency management."

The Training Division has committed to maintaining a high skill level of Department personnel while insuring that the industry standards for training are met. Insurance Service Office (ISO) is one of the industry standards which requires 20 hours of fire based training per month. This is accomplished through single engine company and multiple company drills, which encompasses everything from hose evolutions to vehicle extrications and wildland fire drills. The Training Division is focused on continuous medical training for the crews so they are current on new concepts and techniques.

In October of 2013, the Department restructured the Training Division. Training is now delivered to the crews by three Shift Battalion Chiefs with oversight from the Division Chief. The goal of this division is to create a calendar for the year which provides the crews with a detailed training schedule. This schedule will ensure that the Training Division is meeting the industry standards while meeting the crews' needs for personalized training.

With the new Shift Battalion Chiefs in place, training for all crew members will be more consistent and efficient resulting in the highest level of service to the community.

Sincerely,

EL DORADO HILLS FIRE DEPARTMENT

A handwritten signature in black ink, appearing to read "John Johnston", written in a cursive style.

John Johnston, Battalion Chief

Highlights and Information from the Training Division

- Every 15 Minutes Program at Oak Ridge H.S. (Captain Owens)
- Firefighter Bill of Rights Training for Supervisors
- Target Solutions Training and Record Keeping Program improvements
- Annual Wildland Refresher RT-130 Training along with wildland safety and fitness
- Combined Volunteer Training with Latrobe FD volunteers
- Instituted a Volunteer Firefighter Apprentice Program (Captain Zellhoefer)
- Enhancement of Volunteer Program through paramedic internship and County accreditations
- Assisted in the “P.A.R.T.Y” Prevent Alcohol Related Trauma in Youth program through Oak Ridge High School
- Multi-Agency Training throughout the year with neighboring auto-aid districts
- Monthly Target Hazard Tours for all shifts
- Monthly S.O.P Evolution Training for all shifts
- Bi-monthly Volunteer Training of all skill dimensions
- Continual ICS/NIMS Refresher and Compliance Training

PAID TRAINING HOUR SUMMARY

TOTAL TRAINING HOURS = 9,935 - Safety Only
(does not include gym time)

AVG TRAINING HRS/PERSON = 171

Name	Training Hours	Name	Training Hours	Name	Training Hours
Chief Roberts	71	Eng Karnow	179	Medic Austerman	127
D/C O'Camb	45	Eng Landry	276	Medic Bennett	84
AdminChief Keating	80	Eng LeBlanc	155	Medic Bichel	179
Div Lilienthal	378	Eng MacKenzie	120		
BC Niehues	212	Eng Sommercamp	365	PrevSp Jukes	21
BC Brady	164	Eng D. Ward	198	FireIn Parrish	29
BC Johnston	151	Eng Wesson	193	Adm Cramer	29
BC Moreno	205			CFO Bair	40
		FFP Burvant	366	Adm Sanders	5
Capt Ali	258	FFP Couch	0	Ops Sp Orr	10
Capt Anselmo	233	FFP Cummins	171	Cntrct Primicerio	1
Capt Beckett	183	FFP Davidson	0		
Capt Bresnahan	116	FFP Hathaway	127		
Capt Ferlini	210	FFP Hemstalk	125	Total Hours	10,070
Capt Hasemeier	201	FFP Inzerillo	97		
Capt Merino	89	FFP Lovinger	231		
Capt Nelson	255	FFP Lowe	146		
Capt Owens	231	FFP MacKenzie	337		
Capt Storz	56	FFP Minnich	218		
Capt Warren	267	FFP Perillo	212		
Capt Zellhoefer	313	FFP Smith	443		
		FFP Stiern	173		
Eng Belleci	230	FFP S Ward	177		
Eng Cowles	158	FFP Wilkey	123		
Eng Eckhardt	173	FFP Zarback	229		
Eng Ferry	343				
Eng Gygax	262				

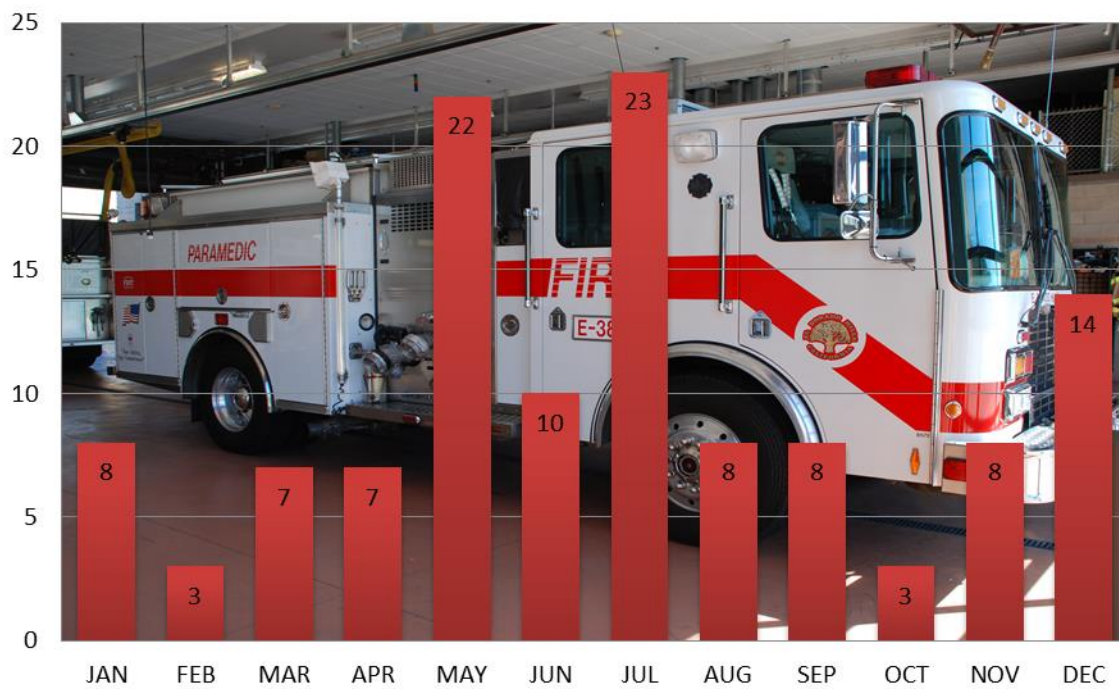
VOLUNTEER TRAINING HOUR SUMMARY

TOTAL VOLUNTEER TRAINING HOURS = 1,581 AVG TRAINING HRS/PERSON = 56
 (Does not include ride-along or gym time)

Name	Training Hours	Name	Training Hours
Lt Baughman	53	FF Verseput	0
Lt Roppolo	87	FF Webb	69
Lt Thalhamer	24	FF Wolf	139
Lt Hughes	89		
Eng Boeker	70		
FF Albillar	29		
FF Binion	2		
FF Braddock	82		
FFP Cowin	30		
FF Cox	37		
FFP Estrada	67		
FF Frey	69		
FF Mattson	67	Perfect Drill Attendance	None
FF McCarthy	61		
FF Nelson	94	Most Responses 2013	
FF Nugent	21	John Vandalen	198
FF Phillips	67	*Includes training and Incident responses	
FF Polson	31		
FF Roberts, E	91		
FF Roberts, K	28		
FF Stephens	26		
FF Stinson	115		
FF Vail	17		
FF VanDalen	116		

Volunteer Engine Coverage

Total : 121



*Tally includes covering stations on Tuesdays and Sundays (Drill Nights)

HONOR GUARD

<u>Year 2013</u>	<u>Events</u>
January 20	Escort The US Honor Flag for fallen Galt PD Officer
March 22	Jeff Mitchell Field Color Guard Ceremony
May 25	Fallen Warriors Memorial Color Guard at Town Center
July 3	Color Guard ceremony at Town Center 4 th of July Celebration
July 10	Color Guard ceremony for Prescott Fallen Firefighters arriving home to Southern CA
July 29	Color Guard ceremony for FF Josh Couch retirement
September 16	Annual Color Guard ceremony for Lt. Peter L. Bertelsen at Bertelsen Park
October 20	Lake Valley FD Firefighter Mitch Underhill Funeral detail
November 10	Color Guard ceremony for promotions/badge pinning
November 15	Livermore/Pleasanton FD Fire Captain Paul Chenkovich Funeral detail
November 22	Color Guard ceremony for FF James Davidson retirement
December 20	Color Guard ceremony for Deputy Chief Jim O'Camb retirement

The Guard completed over 200 hours of training which included exceeding their average of 10 events annually.



The most memorable events for the Honor Guard was the opportunity to honor fallen Brothers Paul Chenkovich and Mitch Underhill.



Fire Prevention & Safety



FIRE PREVENTION

The Fire Prevention Bureau is experiencing a high demand with a dramatic increase in new construction, business license applications, tenant improvements and planned developments.

A midyear adjustment was made to the staffing in the Prevention Division to accommodate the increased activity. In October, Prevention Administration Assistant Stephanie Parrish was promoted to the position of Fire Inspector I. Her new role will place her in charge of business inspections, vacant lot programs, public complaints and all public education.

The Fire Prevention Bureau has seen a steady increase in application for building permits, new building construction and new home construction in 2013. Building permits for 203 production homes, 40 custom homes, 33 remodels and 53 tenant improvements were issued in 2013. A total of 1,226,792 new square feet of residential and commercial buildings were added this year!

The Prevention Bureau expects to experience a high demand in 2014. There are many new construction projects that are ready to begin in both the north and south ends of our community. It is important for the residents to know that the Prevention Bureau works hard to ensure their safety in the planning stages of these projects.

Fire prevention is a team effort between the Fire Prevention Bureau, Firefighters, Volunteers and the community. We are dedicated to working with each of these entities to protect life and property for all that live in El Dorado Hills.

Sincerely,

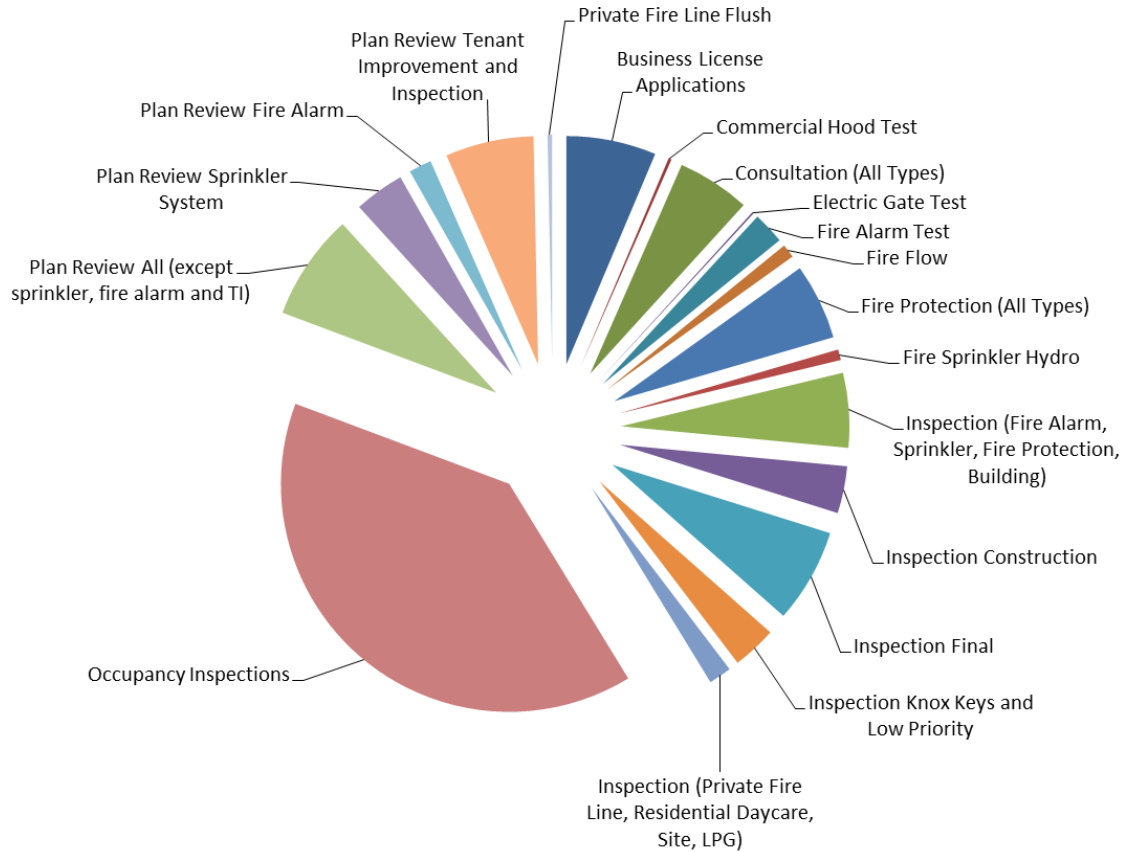
EL DORADO HILLS FIRE DEPARTMENT

A handwritten signature in black ink, appearing to read "Michael Lilienthal".

Michael Lilienthal, Fire Marshal

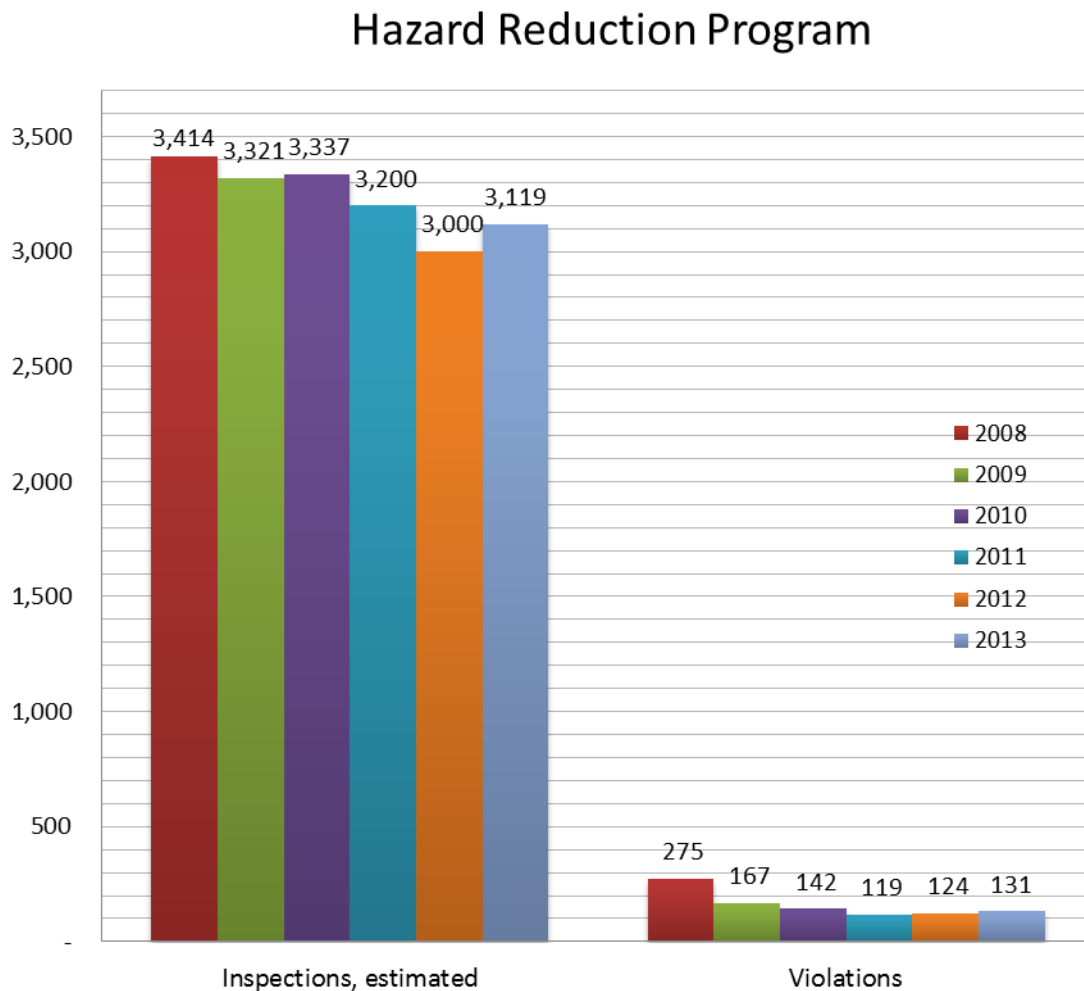
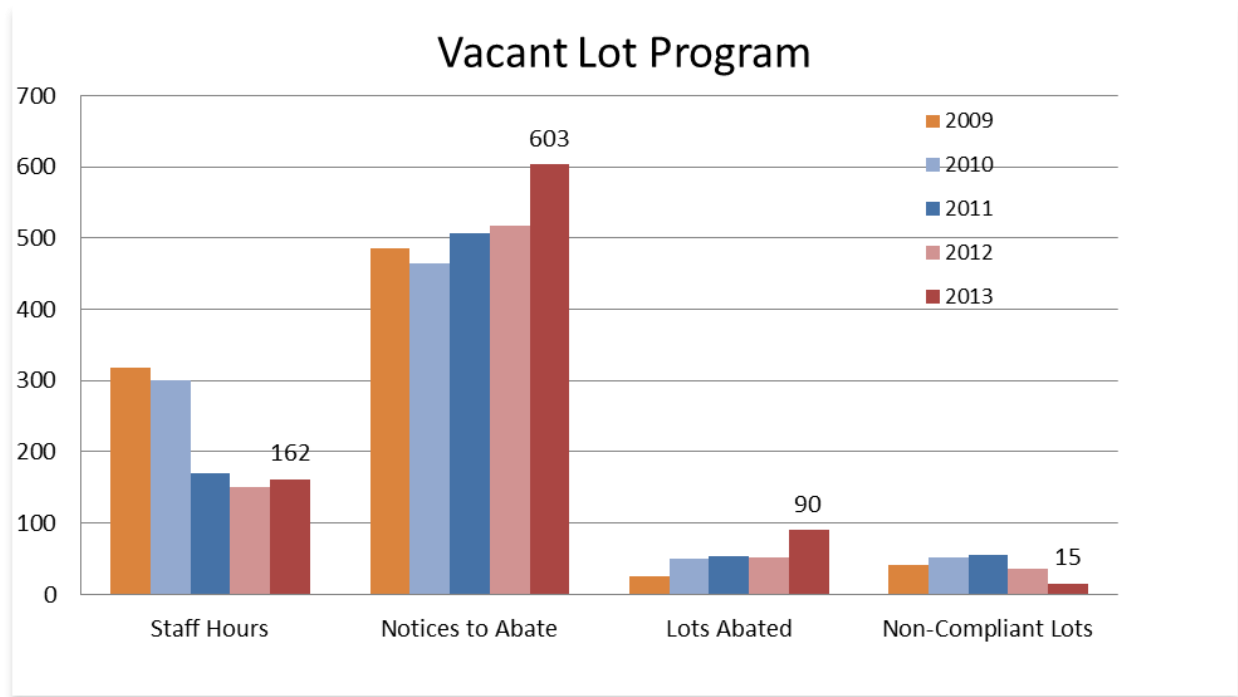


2013 Fire Prevention Activities

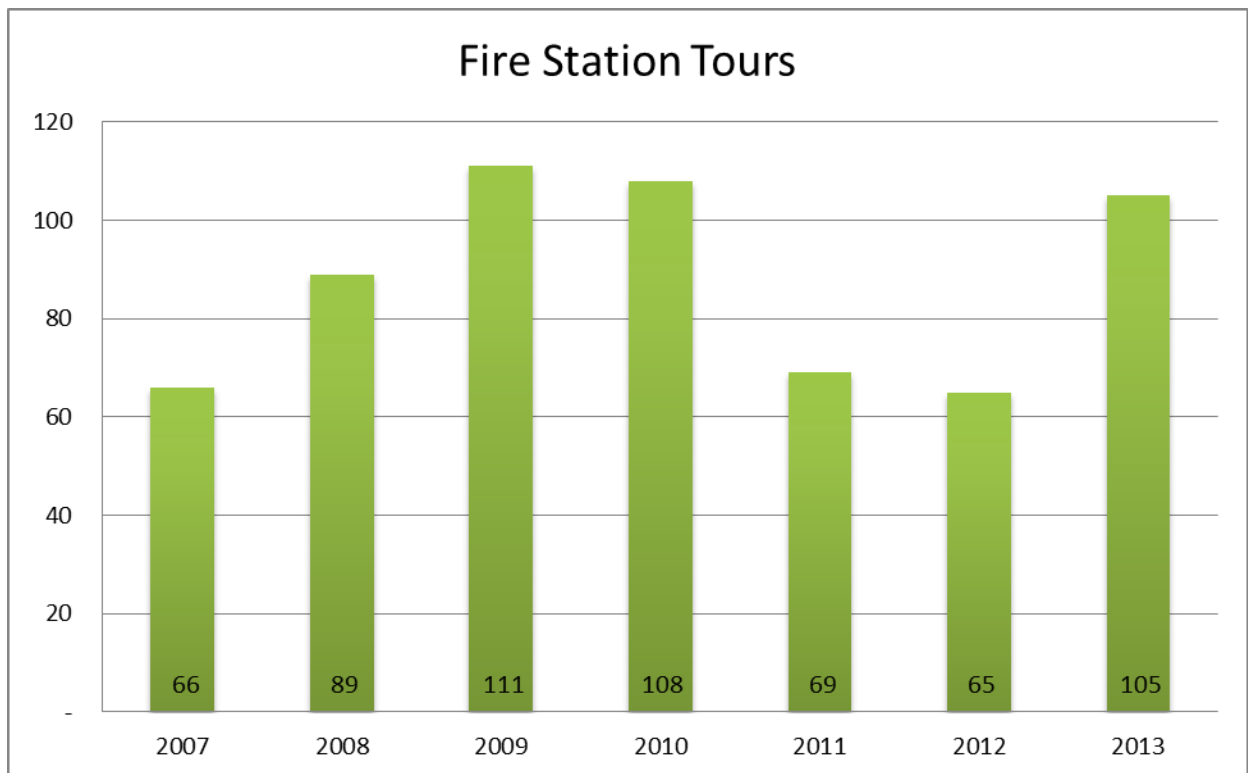
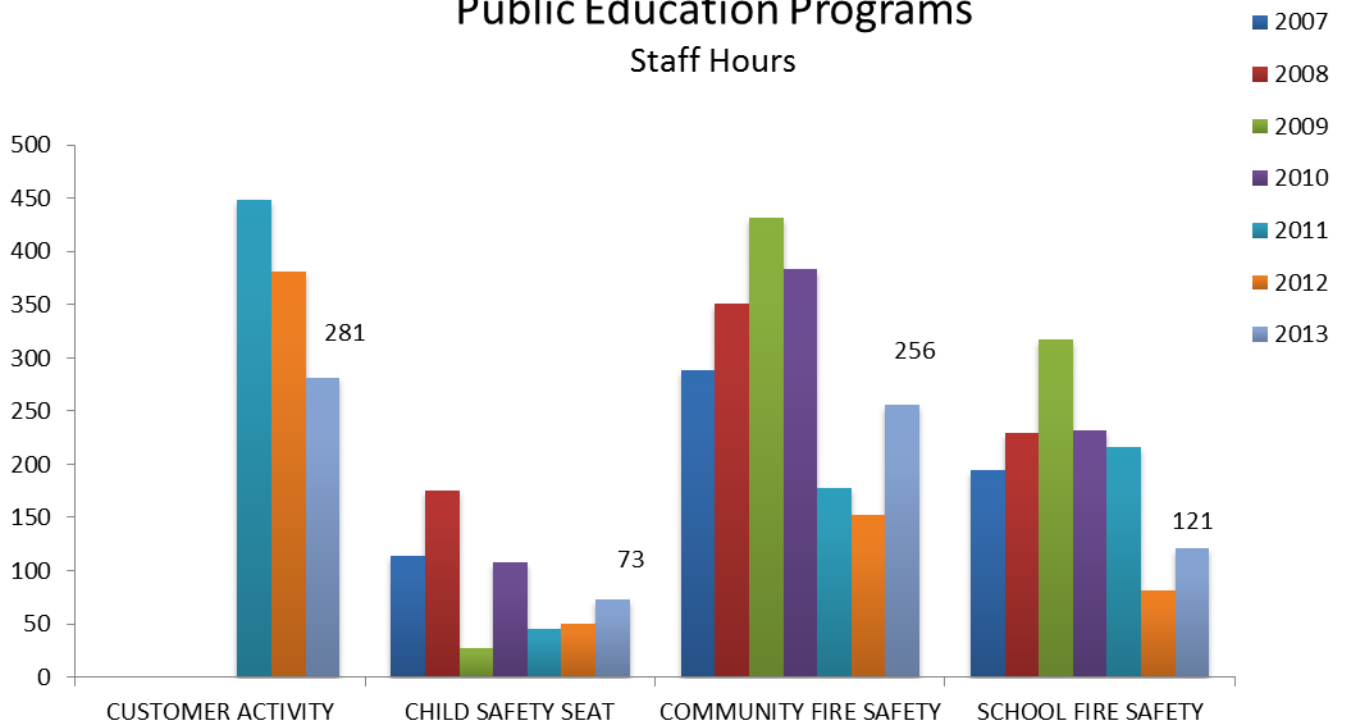


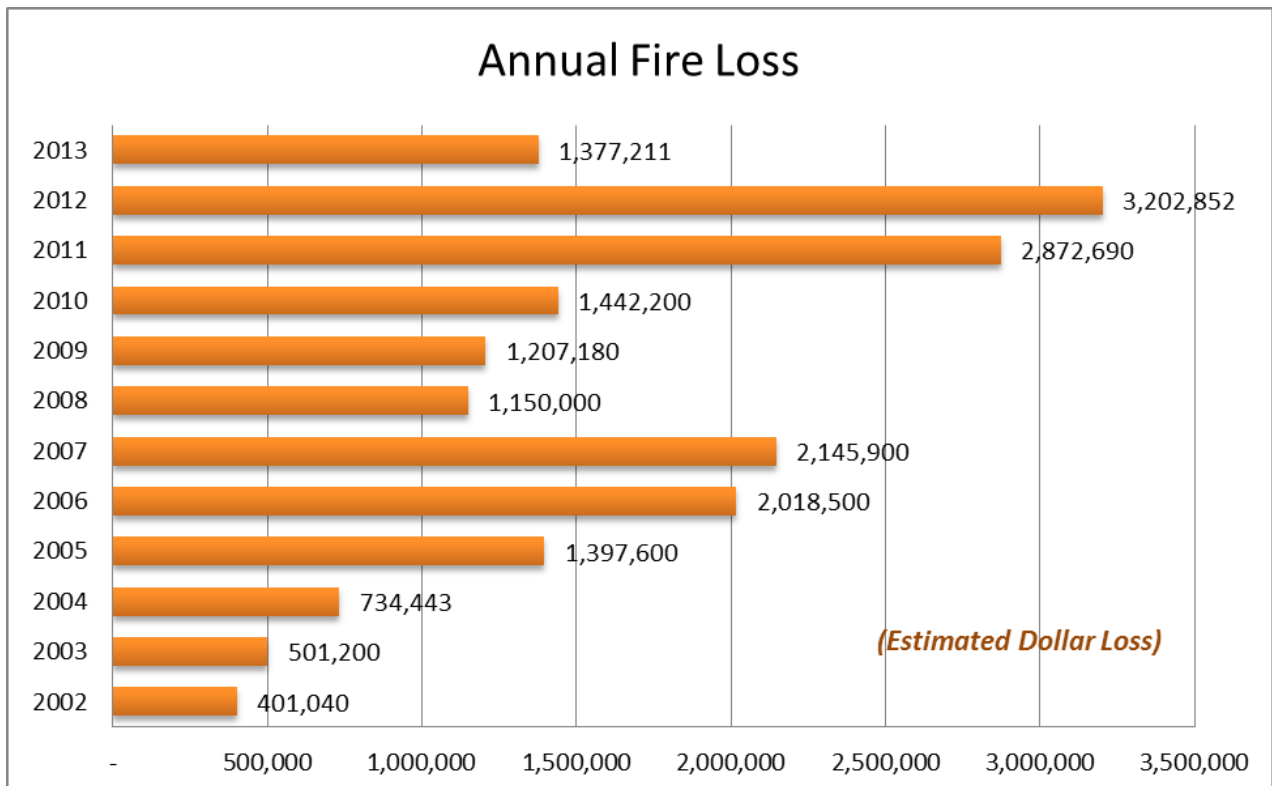
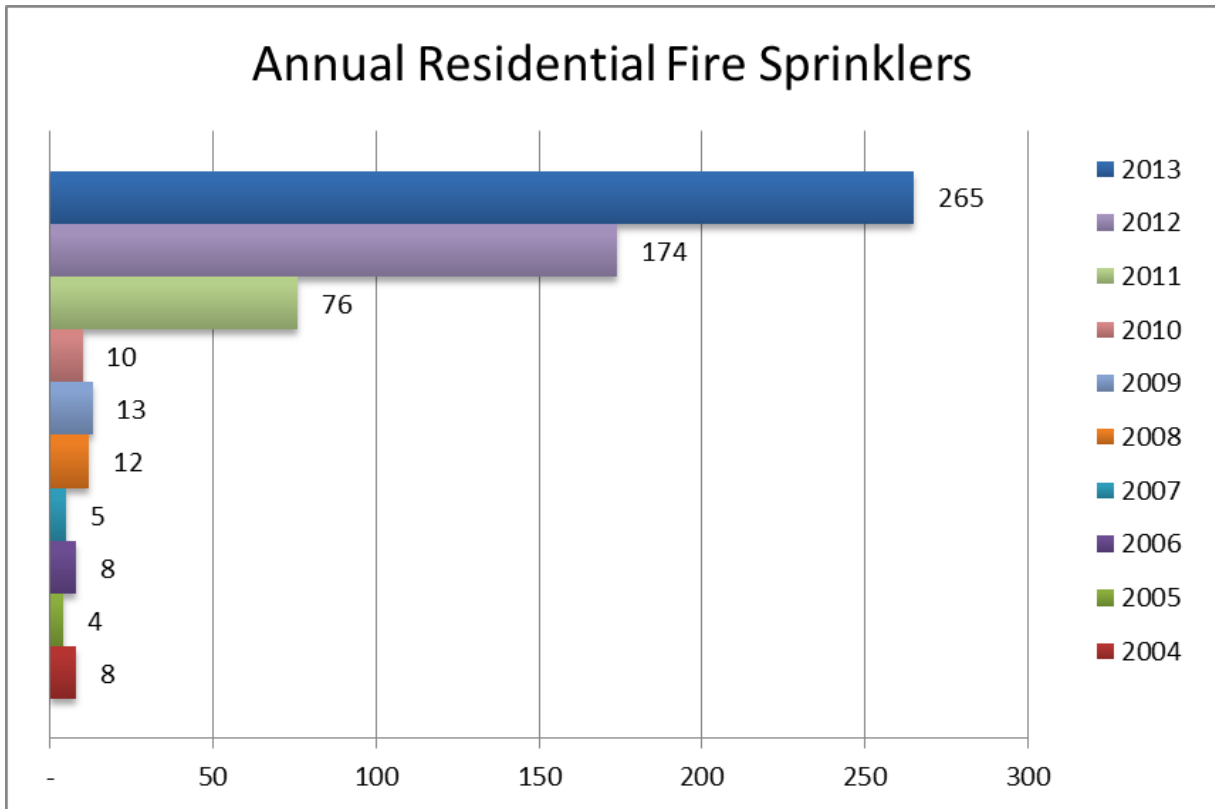
Fire Prevention Activities

	2011	2012	2013
Business License Applications	49	21	59
Commercial Hood Test	1	1	2
Consultation (All Types)	31	22	48
Electric Gate Test	1	0	1
Fire Alarm Test	4	14	21
Fire Flow	0	1	9
Fire Protection (All Types)	38	6	50
Fire Sprinkler Hydro	14	8	7
Inspection (Fire Alarm, Sprinkler, Fire Protection, Building)	44	30	49
Inspection Construction	23	23	31
Inspection Final	31	30	62
Inspection Knox Keys and Low Priority	11	4	29
Inspection (Private Fire Line, Residential Daycare, Site, LPG)	21	4	15
Occupancy Inspections	936	514	366
Plan Review All (except sprinkler, fire alarm and TI)	23	15	70
Plan Review Sprinkler System	22	37	33
Plan Review Fire Alarm	8	16	15
Plan Review Tenant Improvement and Inspection	41	28	58
Private Fire Line Flush	1	4	3



Public Education Programs Staff Hours







APPARATUS



APPARATUS DESCRIPTION				
UNIT #	YEAR -CHASSIS MFG –TYPE	HOSE LOADS	TANK &PUMP CAPACITY	ALARM RESPONSE MILEAGE
8560 E-284	1995 International West-Mark 4x4 Type-3 Engine	500' 3" 150' 1 ¾" 1500' 1 ½" 800' 1"	500 Gallons Water 500 G.P.M. Darley Pump 20 Gallons Foam-A	Wildland Fires 45,356 Miles
8562 E-287	2004 International West-Mark 4x4 Type-3 Engine	500' 3" 150' 1 ¾" 1500' 1 ½" 800' 1"	500 Gallons Water 500 G.P.M. Darley Pump 20 Gallons Foam-A	Wildland Fires *Cross staffed summer 34,058 Miles
8563 E-286	2007 International West-Mark 4x4 Type-3 Engine	500' 3" 150' 1 ¾" 1500' 1 ½" 800' 1"	500 Gallons Water 500 G.P.M. Darley Pump 20 Gallons Foam-A	Wildland Fires *Cross staffed summer Mutual Aid Engine 20,050 Miles
8570 E-385	2003 Spartan Ferrara Class "A" Pumper Type 1 Engine	700' 5" 500' 3" 100' 2 ½" 600' 1 ¾" 900' 1 ½" 600' 1"	500 Gallons Water 1500 G.P.M. Waterous Pump 20 Gallons Foam-A 20 Gallons Foam-B	Reserve/Volunteers 72,011 Miles
8571 E-85	1996 HME Hi-Tech Class "A" Pumper Type 1 Engine	1000' 5" 500' 3" 100' 2 ½" 550' 1 ¾" 900' 1 ½"	600 Gallons Water 1500 G.P.M. Waterous Pump 20 Gallons Foam-A 20 Gallons Foam-B	All Alarms *Cross staffed summer with T85 71,842 Miles
8572 E-387	1999 HME Westates Class "A" Pumper Type 1 Engine	700' 5" 500' 3" 100' 2 ½" 600' 1 ¾" 900' 1 ½" 600' 1"	500 Gallons Water 1000 G.P.M Waterous Pump 20 Gallons Foam-A 20 Gallons Foam-B	Reserve / Volunteers 62,363 Miles

8574 E-86	2007 Spartan Ferrara Class "A" Pumper Type 1 Engine	700' 5" 500' 3" 100' 2 ½" 600' 1 ¾" 900' 1 ½" 600' 1"	500 Gallons Water 1500 G.P.M. Waterous Pump 20 Gallons Foam-A	All alarms winter *cross staffed summer Mutual Aid Engine 35,913 Miles
8576 E-87	2010 Igniter/Ferrara Ferrara Class "A" Pumper Type 1 Engine	700' 5" 500' 3" 100' 2 ½" 600' 1 ¾" 900' 1 ½" 600' 1"	500 Gallons Water 1500 G.P.M. Waterous Pump 20 Gallons Foam-A 20 Gallons Foam-B	All alarms winter *cross staffed summer 22,302 Miles
8577 E-84	2013 KME Class "A" Pumper Type 1 Engine	700' 5" 500' 3" 100' 2 ½" 600' 1 ¾" 900' 1 ½" 600' 1"	500 Gallons Water 1500 G.P.M. Waterous Pump 20 Gallons Foam-A	All alarms 3,809 Miles
8590 T-85	2012 Sutphen 100' Aerial Platform Quint	200' 5" 300' 3" 100' 2 ½" 500' 1 ¾"	300 Gallons Water 1500 G.P.M. Hale Pump	All Structure Fire & Vehicle Accidents 14,228 Miles
8551 Air-85	2002 International Hackney Air/Light Support	N/A	SCBA Compressor Light Tower	Structure Fire Support 16,226 Miles
JPA M-85	2010 Dodge Lifeline Ambulance	N/A	Advanced Life Support	Medical Aids Vehicle Accidents 102,202 Miles
JPA M-285	2004 Ford F-450 Wheeled Coach Ambulance	N/A	Advanced Life Support	Reserve Medic 148,096 Miles
OES WT41	2003 Freightliner Westates Water Tender	500' 3" 200' 1 ½" 20' 4"	2000 Gallons Water 500 G.P.M. Waterous Pump	Rural Area Support Structure/Wildland Fires State of CA Mutual Aid 25,253 Miles

Sold – Truck 8591 Quint – 2000 Spartan - Marion

UTILITY / STAFF VEHICLES

UNIT #	YEAR MAKE-MODEL	VEHICLE DESCRIPTION	TYPE OF USE ALARM RESPONSE	MILEAGE
8539	2005 Ford F-350	Pickup 4x4	Utility/General use	64,517
8540	2005 Ford Expedition	Staff Vehicle	Chief Officer	102,405
8541	2006 Ford F-350	Pickup 4x4	Prevention Officer	54,173
8542	1999 Ford F-350	Utility Bed	Utility/General use	71,252
8544	2003 Ford Expedition	Staff Vehicle	Chief Officer	74,939
8546	2003 Ford Expedition	Staff Vehicle	Prevention Officer	116,159
8548	2003 Ford Expedition	Staff Vehicle	Chief Officer	88,985
8549	2003 Ford Expedition	Staff Vehicle	Duty Chief	107,803