

EL DORADO HILLS FIRE DEPARTMENT



2010 *Annual Report*

Dear Board Members,

As Interim Fire Chief, I am proud to be leading such a dedicated team of individuals that serve our community. Whether service is being provided by an on-duty Firefighter, a Volunteer Firefighter or a front office staff member, ***the number one focus of the El Dorado Hills Fire Department is to provide caring service to those in need.*** Those that live in our community know that we are there for them.

As assessed property values continue to decrease during this unprecedented economic downturn, we continue to work as a team at all levels within our Department to find creative solutions to budget concerns without affecting the high level of service that the citizens of El Dorado Hills have come to expect. Over the last year, we have strengthened our Training Department and Fire Prevention Bureau by enlisting additional support from members of the front office staff; expanding their role has resulted in a cost effective way to provide increased safety and services to our Firefighters and the community.

Total calls for service for 2010 increased slightly over last year despite a decrease in wildland fires in and out of the County. Medical related calls for service continue to account for over half of the calls for response. We have been an active participant in the El Dorado County Joint Powers Authority in an effort to provide the best and most versatile ambulance service in the region.

By fostering positive working relationships with surrounding agencies, we have been successful in providing seamless customer service. This service, referred to as mutual or auto aid, enables all Districts in El Dorado County to work together in a cost effective manner to provide the highest level of service possible.

With the goal of serving the community of El Dorado Hills with integrity and excellence, I remain firmly committed to building trust, positive relationships and strong teams with all members of our Department and those in the surrounding jurisdictions.

Sincerely,

EL DORADO HILLS FIRE DEPARTMENT

A handwritten signature in dark ink, appearing to read "Jim O'Camb", is positioned above the printed name and title.

Jim O'Camb
Interim Fire Chief

TABLE OF CONTENTS

District Information

<i>Synopsis.....</i>	<i>1</i>
<i>Board of Directors</i>	<i>2</i>
<i>Fire Department Personnel</i>	<i>3</i>
<i>Volunteer Personnel.....</i>	<i>4</i>
<i>District Assessed Value / Property Tax Revenue</i>	<i>5</i>
<i>Annual Revenue / Annual Budgets</i>	<i>6</i>
<i>Budget Analysis.....</i>	<i>7</i>
<i>Residential Growth / Population Growth.....</i>	<i>8</i>
<i>Total Homes by Response Area.....</i>	<i>9</i>
<i>Homes Constructed by Response Area</i>	<i>10</i>
<i>Homes Constructed per Year / per Month</i>	<i>11</i>
<i>Development Fees per Month / Annual Development Fees</i>	<i>12</i>
<i>Commercial / Residential Development.....</i>	<i>13</i>

Calls for Service

<i>Alarm Statistics</i>	<i>14</i>
<i>Alarms Graphs.....</i>	<i>15</i>
<i>Alarms per Year / per Month</i>	<i>16</i>
<i>Alarms per Day / per Time of Day.....</i>	<i>17</i>
<i>Volunteer Alarm Responses</i>	<i>18</i>
<i>Incidents by Response Zone</i>	<i>19</i>

Fire Training

<i>Synopsis.....</i>	<i>20</i>
<i>Paid Training Summary.....</i>	<i>21</i>

Perfect Drill Attendance 22

Most Responses Award 23

Volunteer Training Summary 24

Total Engine Coverage 25

Fire Safety & Fire Protection

Synopsis 26

Staff Hours per Year 27

Fire Prevention Activities 28

Public Education Programs 29

Hazard Reduction Program 30

Annual Residential Fire Sprinklers 31

Annual Fire Loss 31

Annual Fire Station Tours 32

Apparatus

Apparatus Description33, 34

Utility Staff Vehicles 35

District Information



DISTRICT INFORMATION

Staffing, development, revenue and District assessed value decreased again in 2010. Highlights are as follows:

- Again this year, a Budget Committee, consisting of Board Members and Staff, reviewed all budget items prior to submittal to the Board.
- Assessed value for the District decreased 8% in 2010. The District still has an average 4% increase over the past five years and a 12% increase over the past ten years. The assessed value has decreased based on homes and commercial structures being reassessed and the recent flood of foreclosures.
- Property tax revenue as projected by the County decreased 8% for the 2010/2011 fiscal year; however, this may vary based on supplemental tax revenue. Property tax revenue increased an average of 2% per year over the past five years. (These figures are distorted by the supplemental tax revenue which was also higher in previous years.)
- Commercial development also follows the decline in the economy with only 4,800 square feet of new commercial development in 2010. There was no new commercial development in 2009 and only 10,767 square feet of development in 2008. Over the past five years, the average increase has been 125,000 square feet.
- There is less than a half percent increase in new home development in the District which is down from last year. This has negatively impacted projected development fees and property tax revenue.
- Development fee revenue collected in 2010 was \$308,891; however, there were refunds made of \$33,384, resulting in net development fees collected of \$275,507. Residential home starts have declined dramatically over the past two years. (Refunds were due to cancellation of building permits.)

As you can see, the El Dorado Hills Fire District is growing at a very slow rate especially compared to years past. The Department remains proactive in meeting the ongoing challenges it faces to manage the growth and development needs in our community. Staff will continue to maintain control of the budget in these difficult economic times.

EL DORADO HILLS FIRE DEPARTMENT



Connie L. Bair
Chief Financial Officer

BOARD OF DIRECTORS

		<u>Elected/Appointed</u>
President	Jim Hartley	2000
Vice-President	Greg Durante	2008
Director	John Hidahl	2000 (1981 -1998)
Director	Mark Thomsen	2006
Director	Barbara Winn	2009

Board Secretary

Connie Bair
(1983)

Board Counsel

Mike Cook
(1988)

Committees

Administrative Committee	John Hidahl Jim Hartley
Fire Committee	Barbara Winn Greg Durante
Joint Powers Authority	Barbara Winn Mark Thomsen
	(Alternate)

Note: Director Lou Barber elected and sworn in December 3, 2010

ADMINISTRATIVE PERSONNEL

Chief, Brian Veerkamp (1993)
 CFO, Connie Bair (1983)
 Deputy Chief, James O'Camb (1996)
 Battalion Chief, Dwight Piper (1995)
 Division Chief, Brad Ballenger (1988)
 Battalion Chief, Dave Roberts* (1993)
 Battalion Chief, Antonio Moreno (1986)
 Battalion Chief, John Niehues (1990)
 Fire Prev. Specialist, Wally Jukes (2008)
 System Admin, Angelica Silveira (2002)
 Admin. Assistant, Sandy Sanders (2005)
 Admin. Assistant, Steph Martincek (2007)
 Admin. Assistant, Kristin Cramer (2008)
 Operations Support Tech., Allan Orr (2008)

CAPTAIN

Steve Maranville (1985)
 Dale Jankowski (1989)
 Michael Wilson* (1995)
 David Merino* (1996)
 Russ Hasemeier* (1991)
 Brian Bresnahan* (1997)
 Steve Enos (1990)
 Chris Storz (1993)
 Tom Anselmo* (1998)
 Jon Zellhoefer* (2001)
 Kasey Owens* (2001)
 John Johnston* (1999)
 Hank Ferlini* (1999)
 Matt Beckett* (2001)

ENGINEER

Rob Karnow* (2000)
 David Brady* (2001)
 Benjamin Cowles* (2001)
 Mike Gygax* (2001)
 Phil Wesson* (2001)
 Mathew Eckhardt* (2003)
 Dan Nelson* (2004)
 Michael LeBlanc* (2001)
 Bryan Ferry* (2003)

ENGINEER

Matt Belleci* (2004)
 Brenton Warren* (2004)
 Michael MacKenzie* (2007)

FIREFIGHTER

Lantz Burvant* (2000)
 Mark Ali* (2001)
 James Davidson* (2001)
 Robyn Toy* (2001)
 Carmen Stiern* (2001)
 Dale Hemstalk* (2002)
 Stacy Minnich* (2002)
 Josh Bailey* (2003)
 Jeno Inzerillo* (2003)
 Michael Lovinger* (2003)
 Josh Couch* (2004)
 Jeff Cummins* (2007)
 Ryan Hathaway* (2007)
 Chris Landry* (2007)
 Brian Lowe* (2007)
 LisaMarie Perillo* (2007)
 John Schureman* (2007)
 James Sommercamp* (2007)
 Dave Ward* (2007)
 Sean Ward* (2007)
 Thomas Zarback* (2007)
 Brian Wilkey* (2008)
 Jason Smith* (2008)

RETIRED

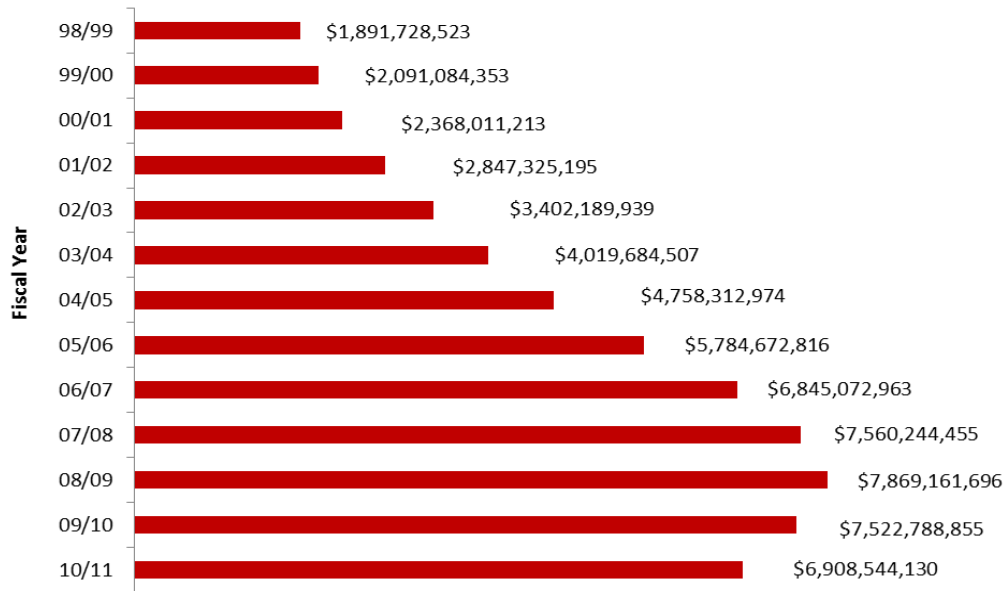
Steve Maranville (11/01/10)

*Paramedic

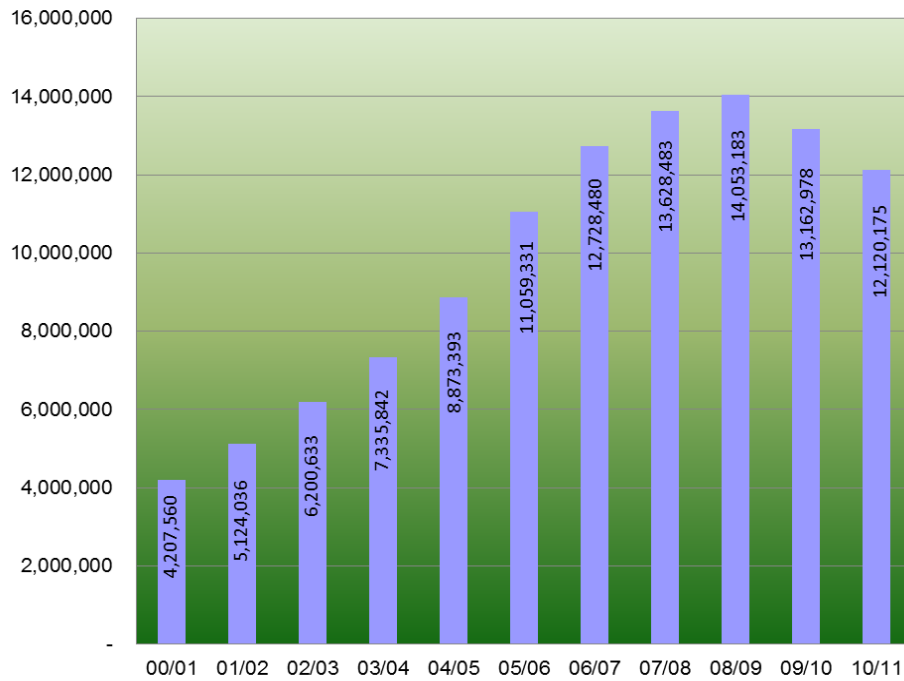
VOLUNTEER PERSONNEL

<u>NAME</u>		<u>TITLE</u>	<u>HIRED YEAR</u>
Albillar	Aaron	Firefighter	2009
Austerman	Robert	Firefighter	2009
Baughman	Gregory	Lieutenant	2005
Benke	Dustin	Firefighter	2006
Bennett	Ryan	Firefighter	2009
Binion	Michael	Firefighter	2007
Boeker	Bobby	Engineer	2004
Bowthorpe	Thomas	Firefighter	2008
Brown	Benjamin	Firefighter	2008
Burdette	Cody	Firefighter	2008
Cheetham	Jeff	Firefighter	2008
Currie	Jason	Firefighter	2000
Enyck	Brandon	Firefighter	2006
Frey	Lucus	Firefighter	2009
Gohagan	John	Firefighter	2007
Griffis	Samson	Firefighter	2008
Gutierrez	Ruben	Firefighter	2009
Hughes	Robert	Lieutenant	2007
Manriquez	Thomas	Firefighter	2008
Mattson	Kyle	Firefighter	2009
McCarthy	Sean	Firefighter	2009
McKenzie	Justin	Firefighter	2009
Moestopo	John	Firefighter	2009
Nugent	Dion	Firefighter	2008
Phillips	Adam	Firefighter	2004
Phillips	Raymond	Firefighter	2009
Polson	John	Firefighter	2009
Roppolo	Mike	Lieutenant	1994
Ross	David	Firefighter	2008
Sand	Erik	Firefighter	2007
Teshima	Peter	Firefighter	2009
Thalhamer	Todd	Lieutenant	1998
Torres	Dennis	Lieutenant	1999
Vail	Scott	Firefighter	2001
Webb	Darrin	Firefighter	2002
Warren	Thomas	Photographer	1994

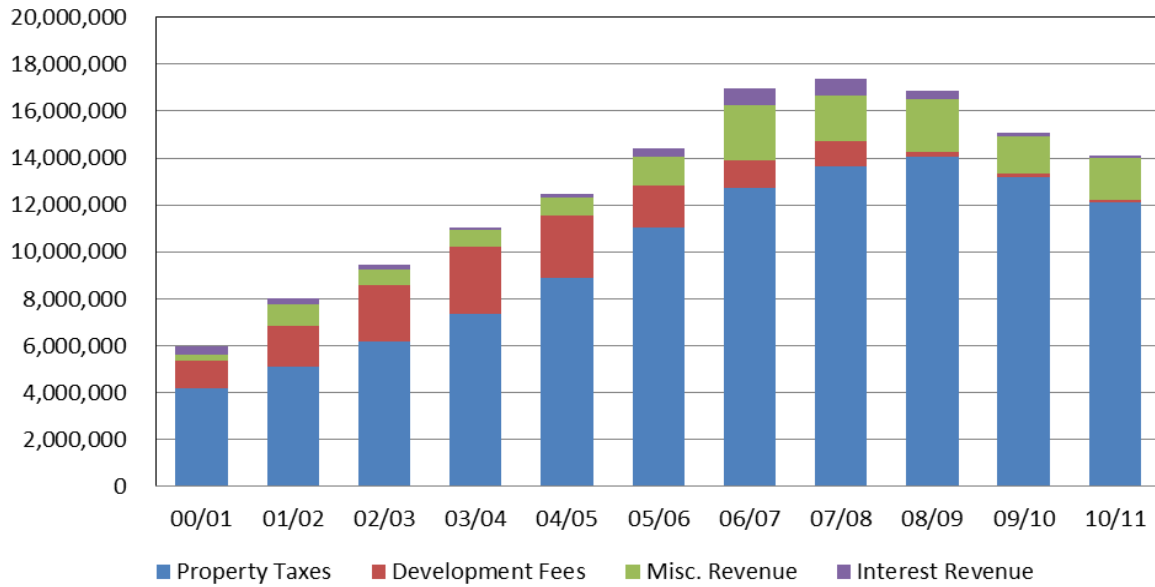
District Assessed Value



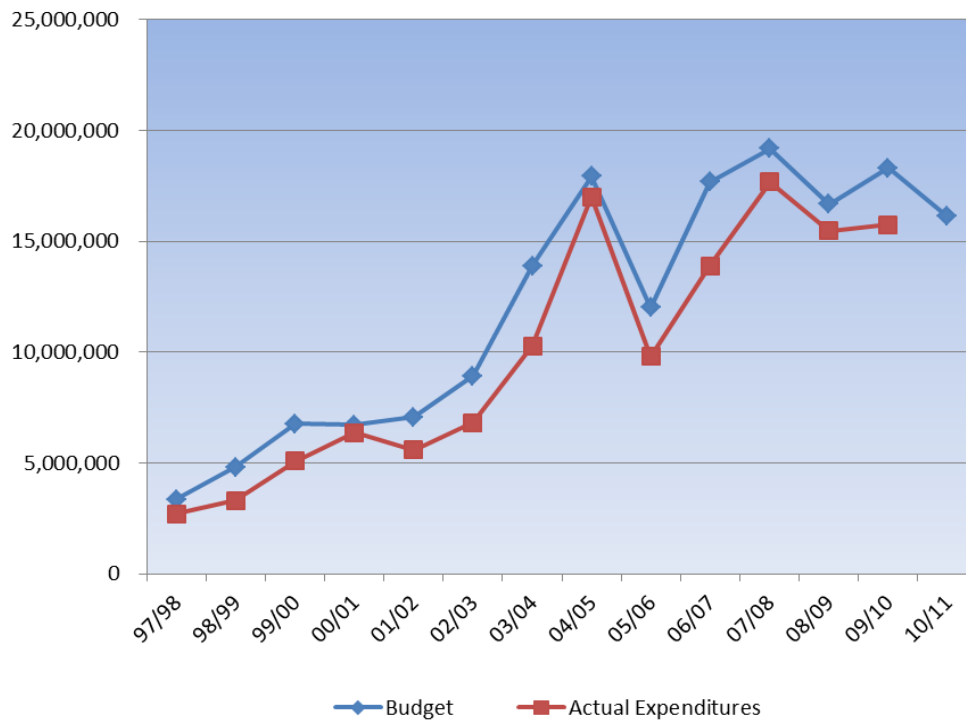
Property Tax Revenue



Annual Revenue



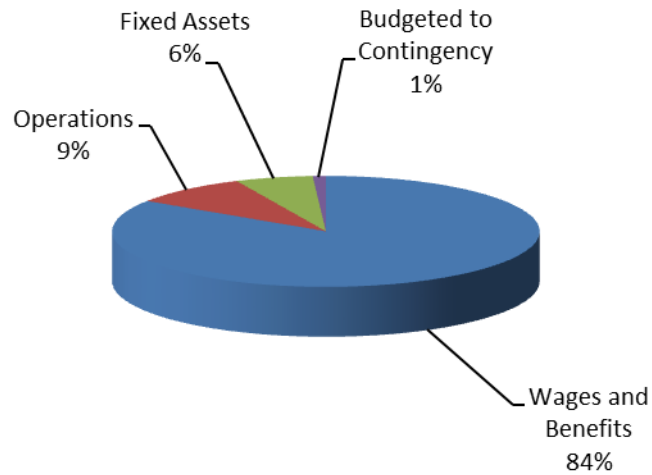
Annual Budgets



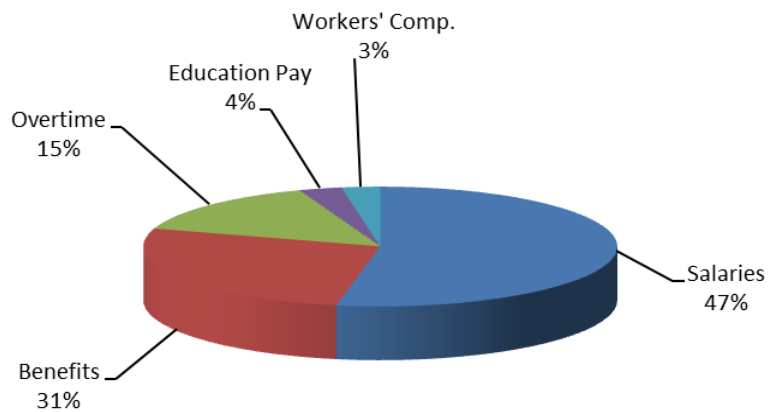
2010/2011 Budget Analysis

(Total Budget - \$16,108,638)

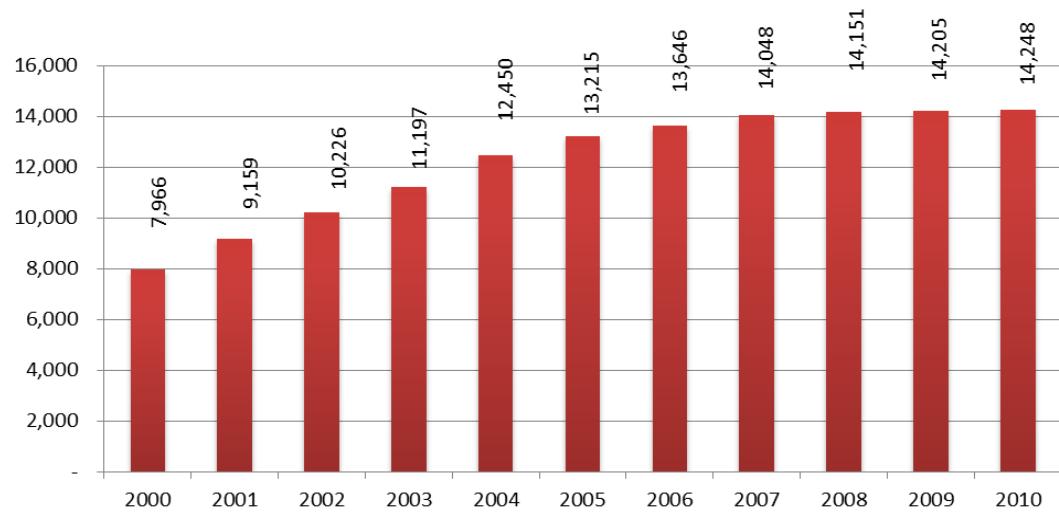
Total Budget



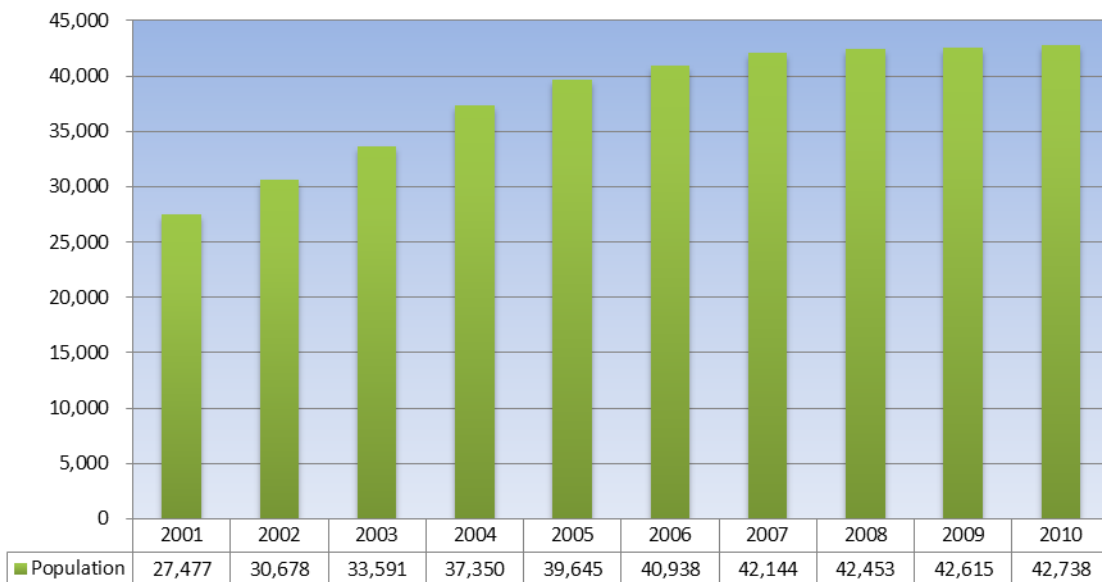
Wages and Benefits



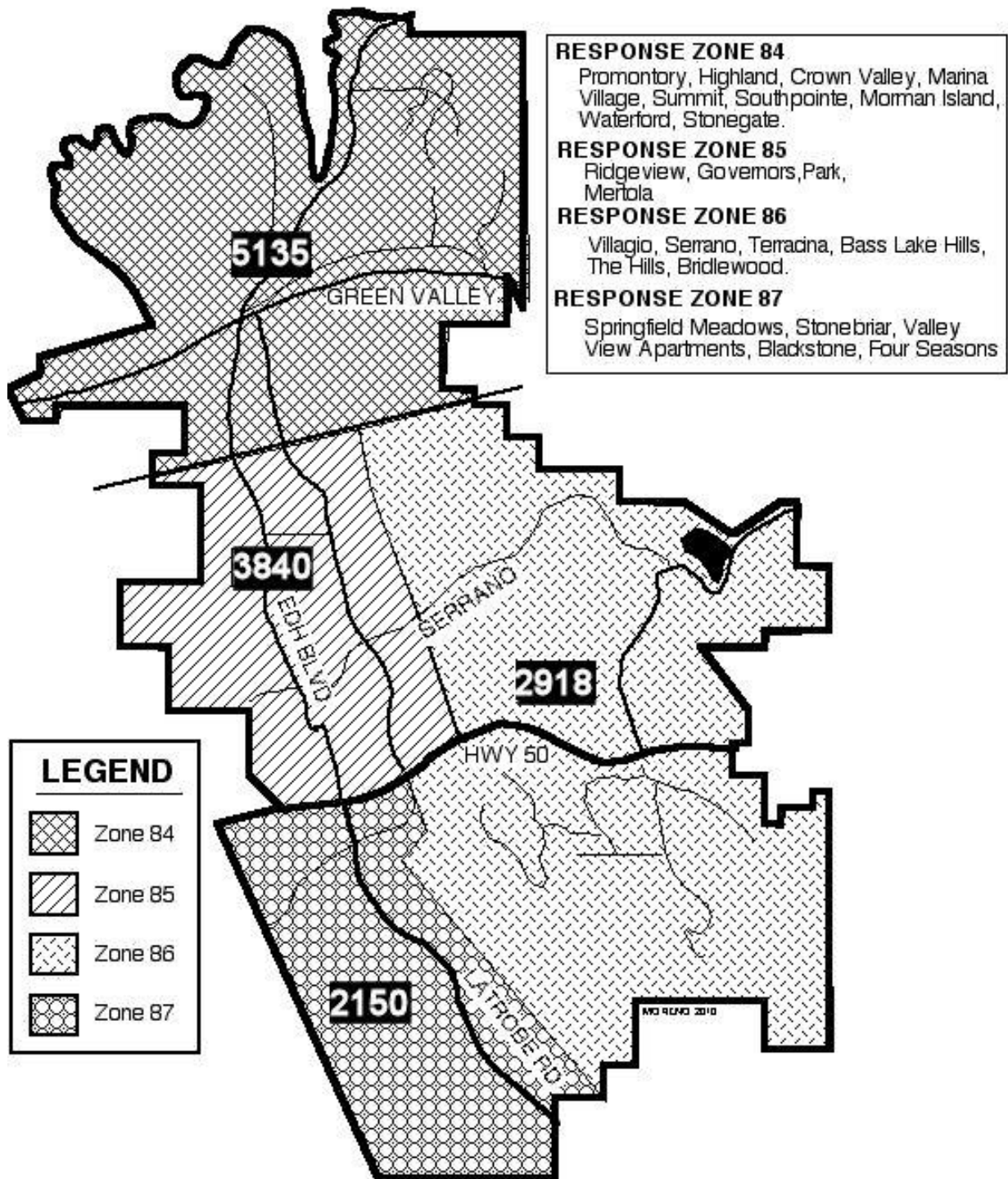
Residential Growth (Housing Units)



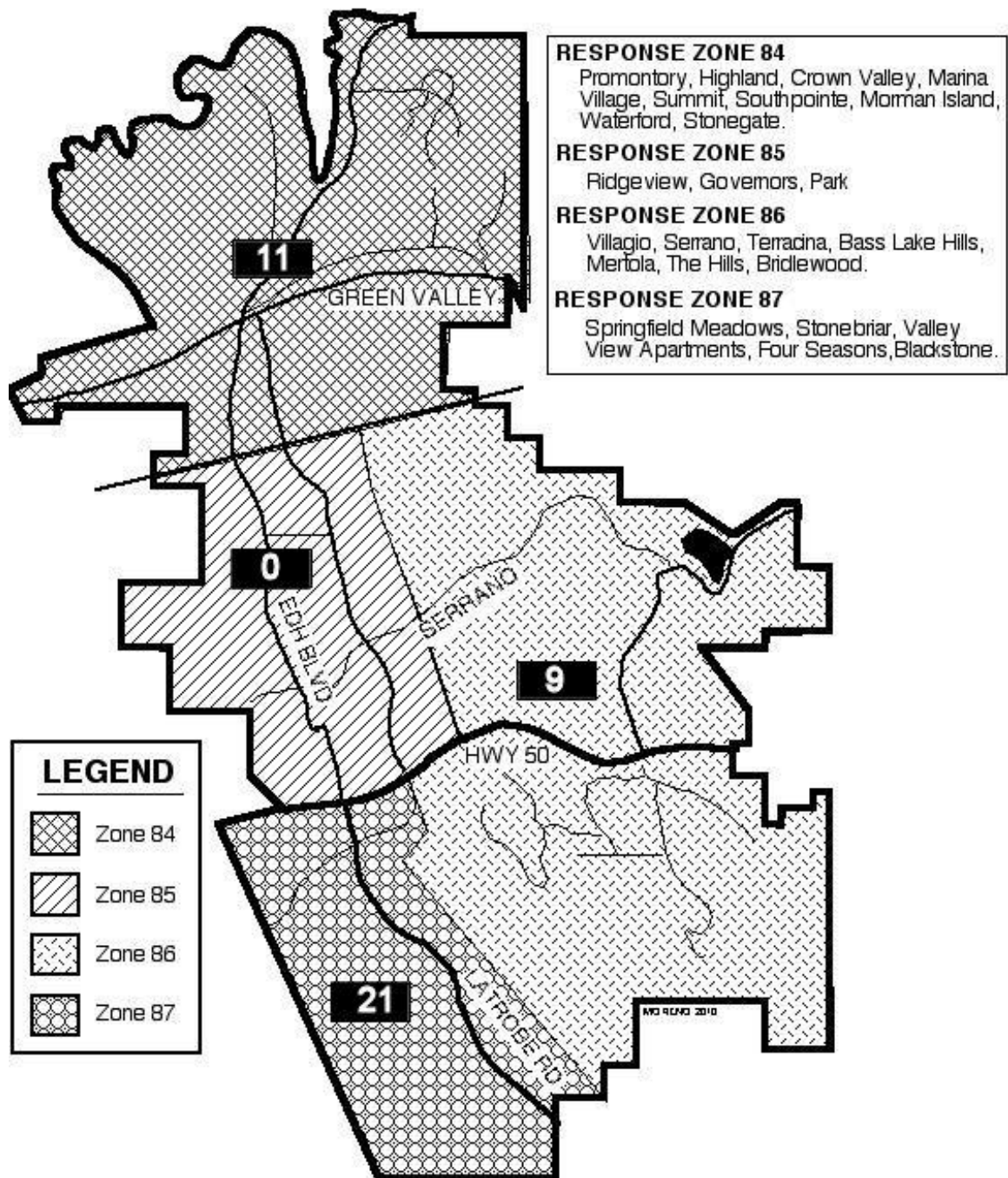
Population Growth



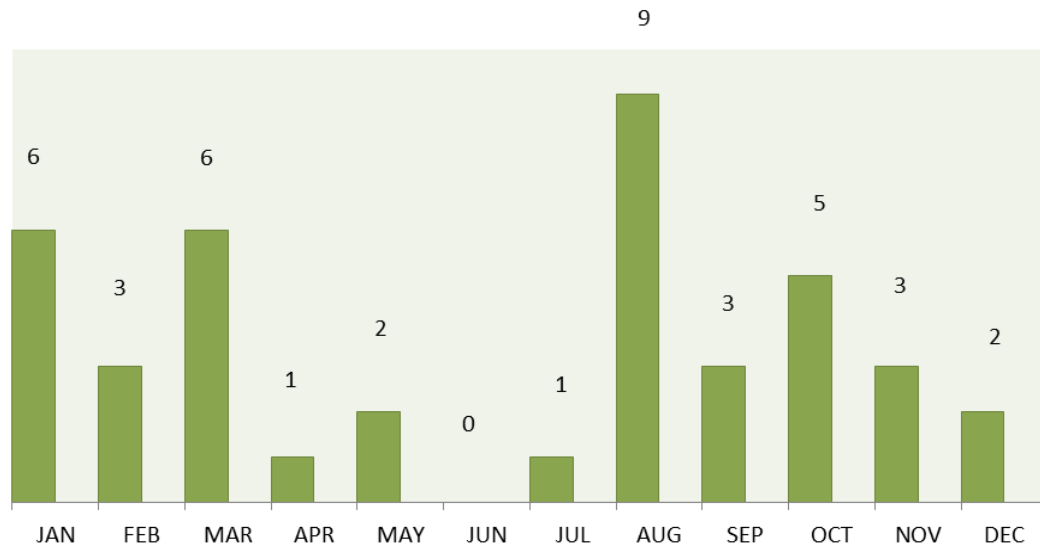
2010 Total Homes by Response Area



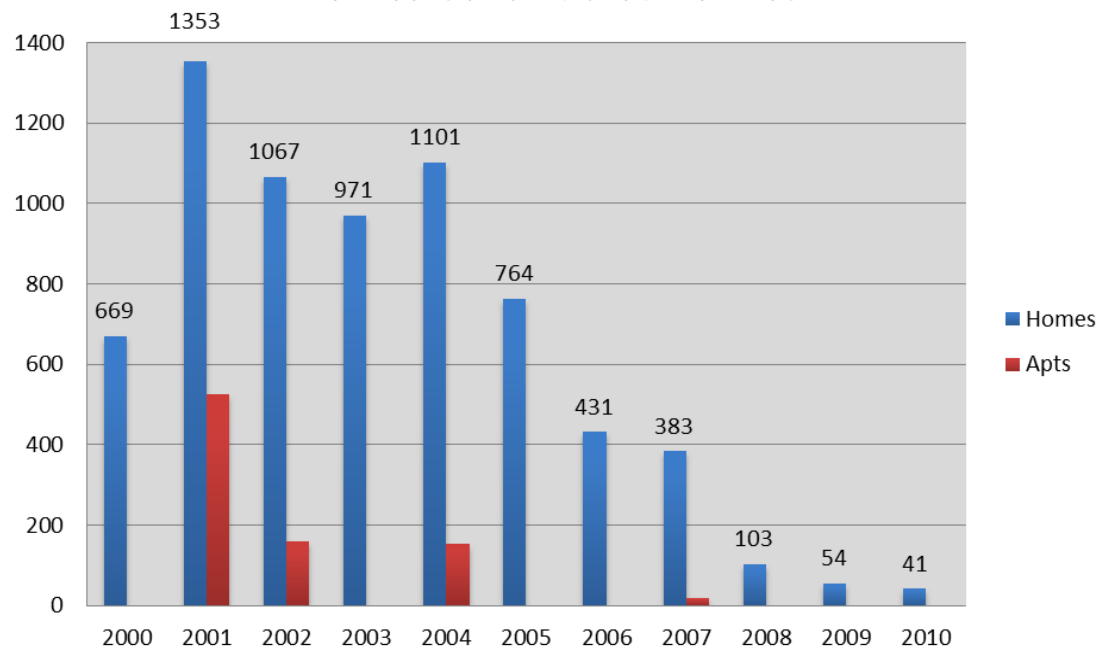
2010 Total Homes Constructed by Response Area



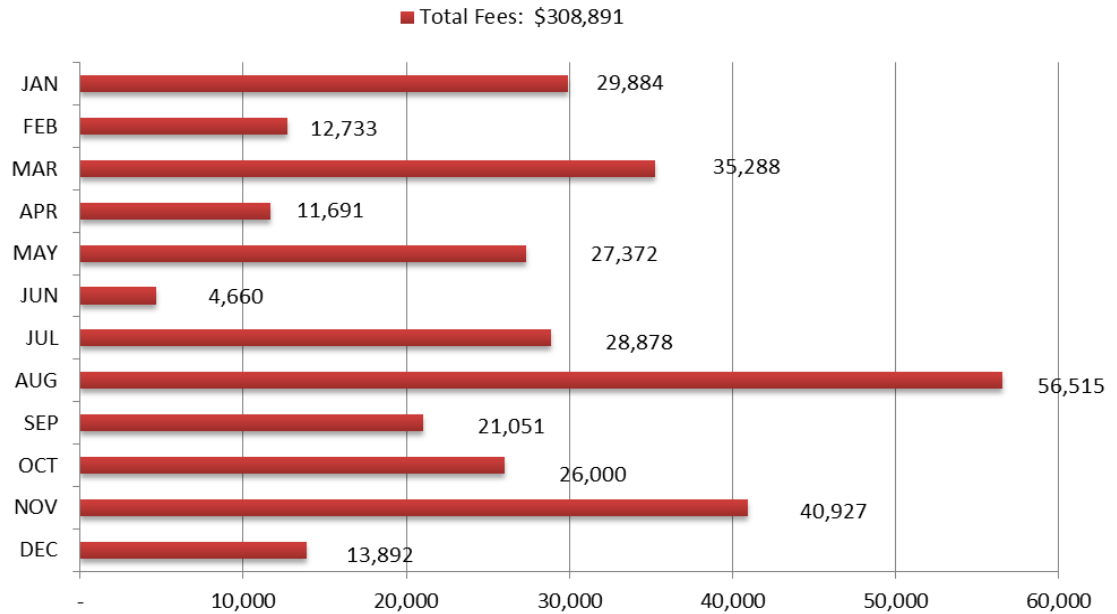
Homes Constructed Per Month



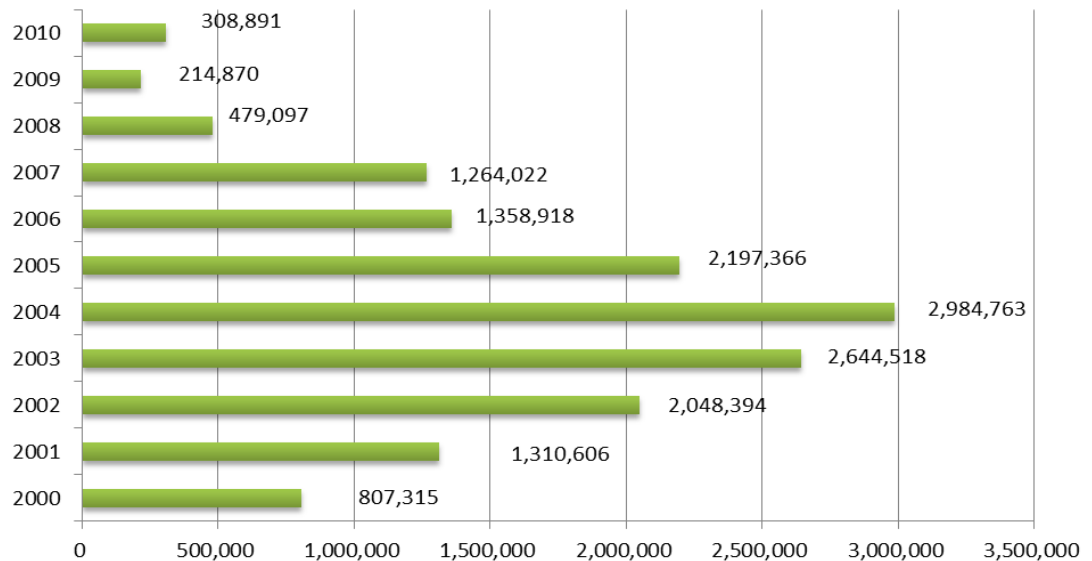
Homes Constructed Per Year



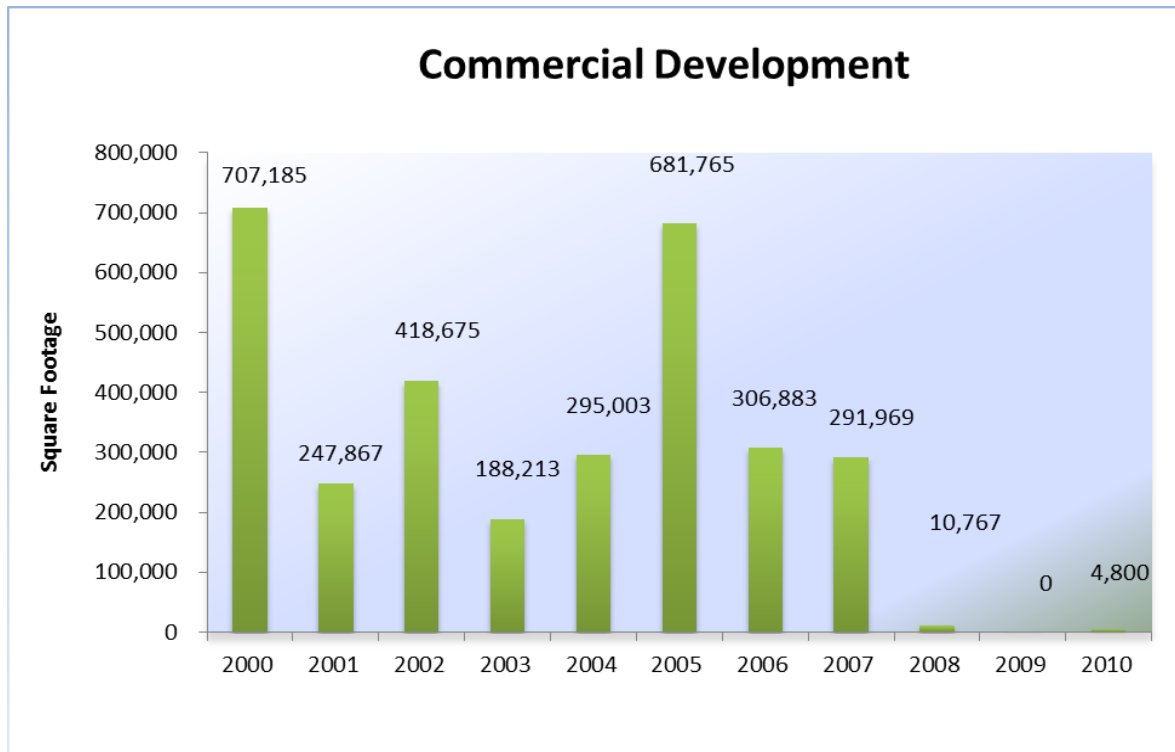
Development Fees Per Month



Annual Development Fees



*Net Development Fees= \$275,507 (\$308,891 collected, less 33,384 in refunds)



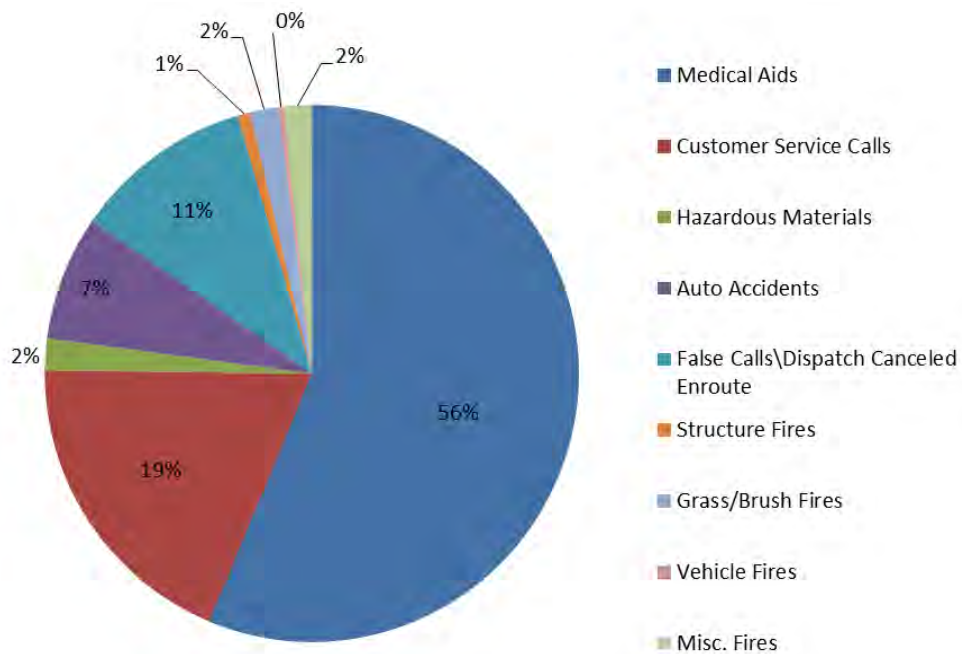
Calls for Service



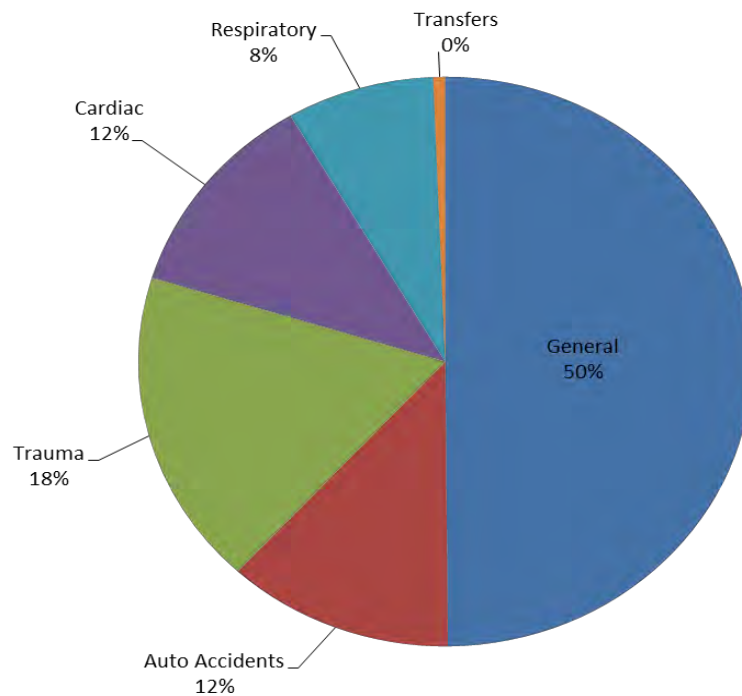
ALARM STATISTICS

	<u>2006</u>	<u>2007</u>	<u>2008</u>	<u>2009</u>	<u>2010</u>
<u>Medicals Aids</u>					
General Medical Aids	833	920	880	721	717
Trauma	155	218	225	213	258
Cardiac	176	153	172	187	170
Respiratory Problems	89	100	114	111	112
Transfers	13	13	33	7	9
Auto Accidents	213	221	183	186	172
Total Medical Aids	1479	1625	1607	1425	1438
<u>Fires</u>					
Structure Fires	30	23	22	21	19
Fire in Building	4	1	15	5	12
Chimney Fires	1	6	4	4	6
Total Structure Fires	35	30	41	30	37
Grass/Brush Fires	57	74	70	33	40
Vehicles Fires	24	18	14	15	7
Misc. Fires	25	33	31	32	15
Total Misc. Fires	106	125	115	80	62
<u>Special Duties</u>					
Snakes	201	140	133	129	139
Legal/illegal Burns	18	15	11	19	4
Lockouts	35	31	33	21	31
Hazardous Materials	24	14	21	28	29
Smoke Investigation	40	32	18	13	21
Public Assist	111	114	92	142	144
Citizen Complaint	0	1	6	0	1
CO2 Detector Activation	5	5	1	6	13
Miscellaneous	56	52	53	61	53
False Calls/Dispatched	139	132	145	82	95
Canceled en-route	178	216	286	209	137
Cover/Move ups	-	-	-	-	49
Total Special Duties	807	752	799	710	716
TOTAL ALARMS	<u>2427</u>	<u>2532</u>	<u>2565</u>	<u>2245</u>	<u>2253</u>
Medic 85 Responses (Out of District)	328	334	450	147	215
Fire Units – Automatic Aid\Mutual Aid	198	151	176	243	227

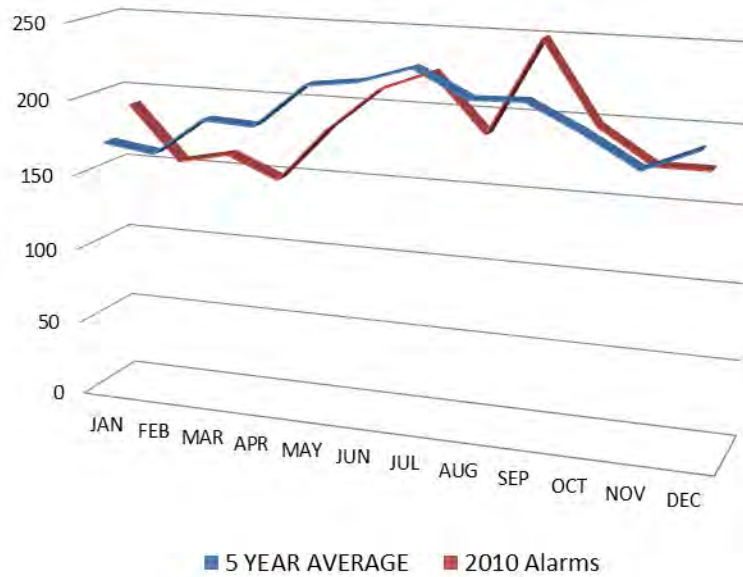
Percentage of Alarms



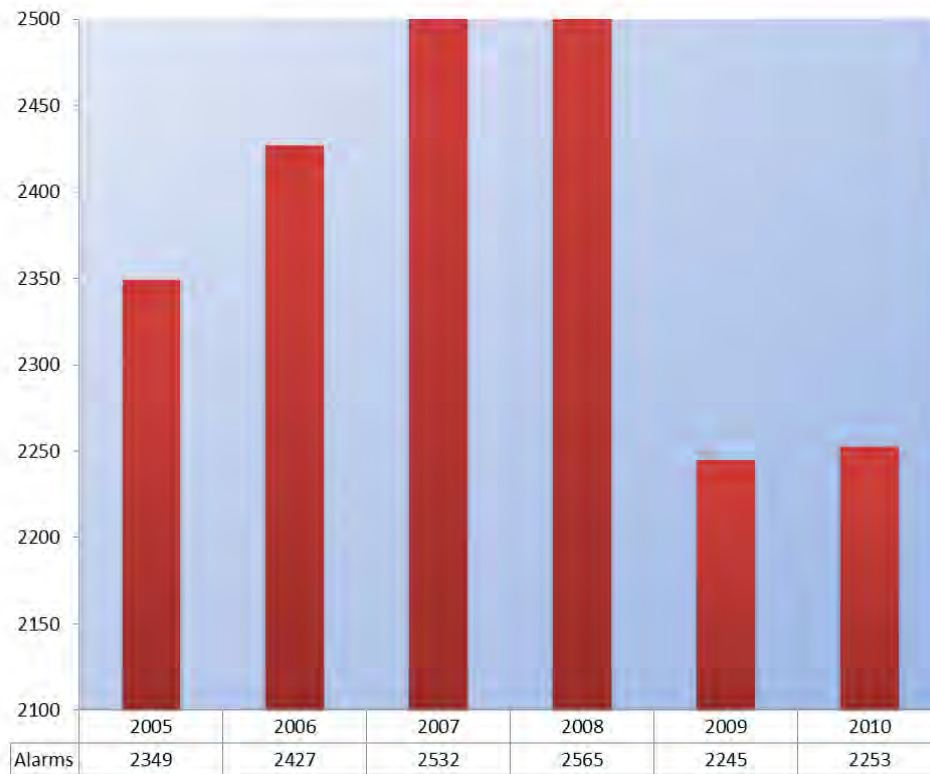
Medical Aid Alarms



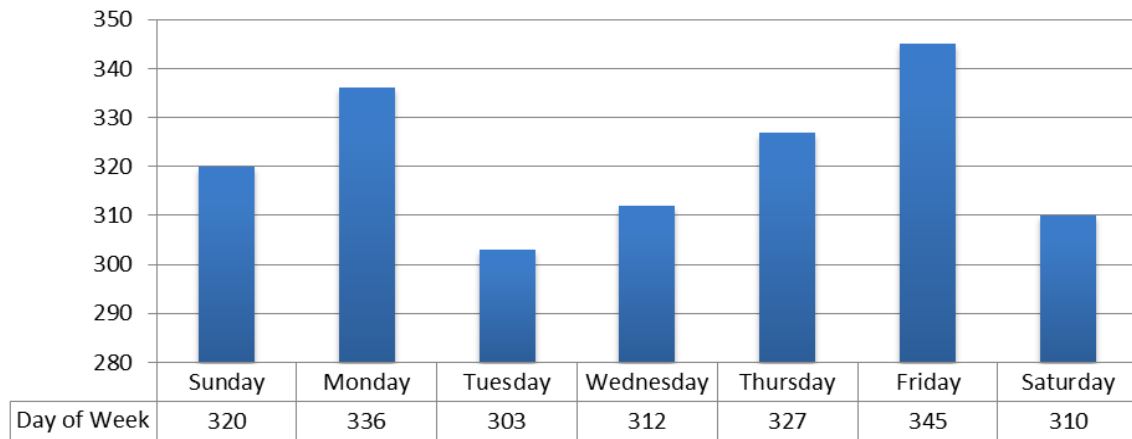
Alarms per Month



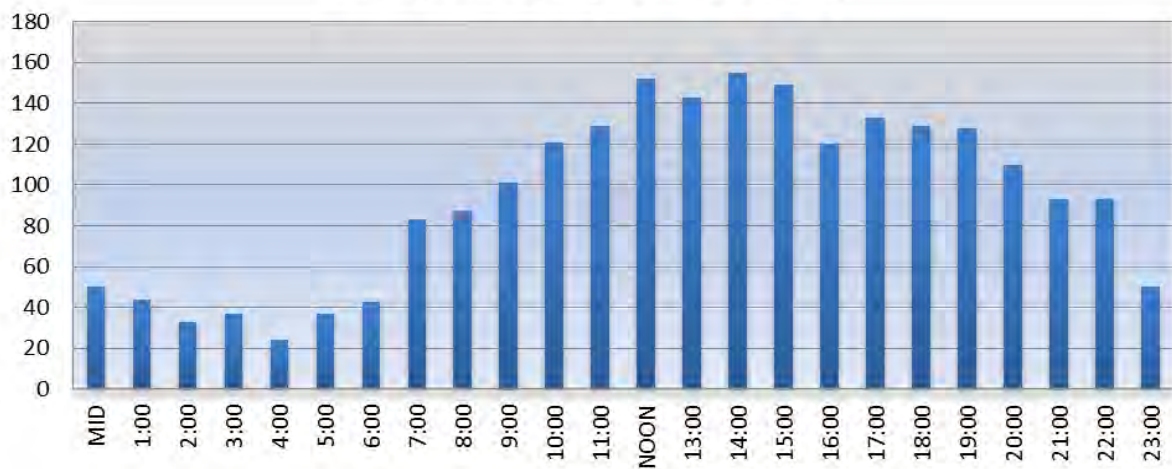
Alarms Per Year



Alarms Per Day



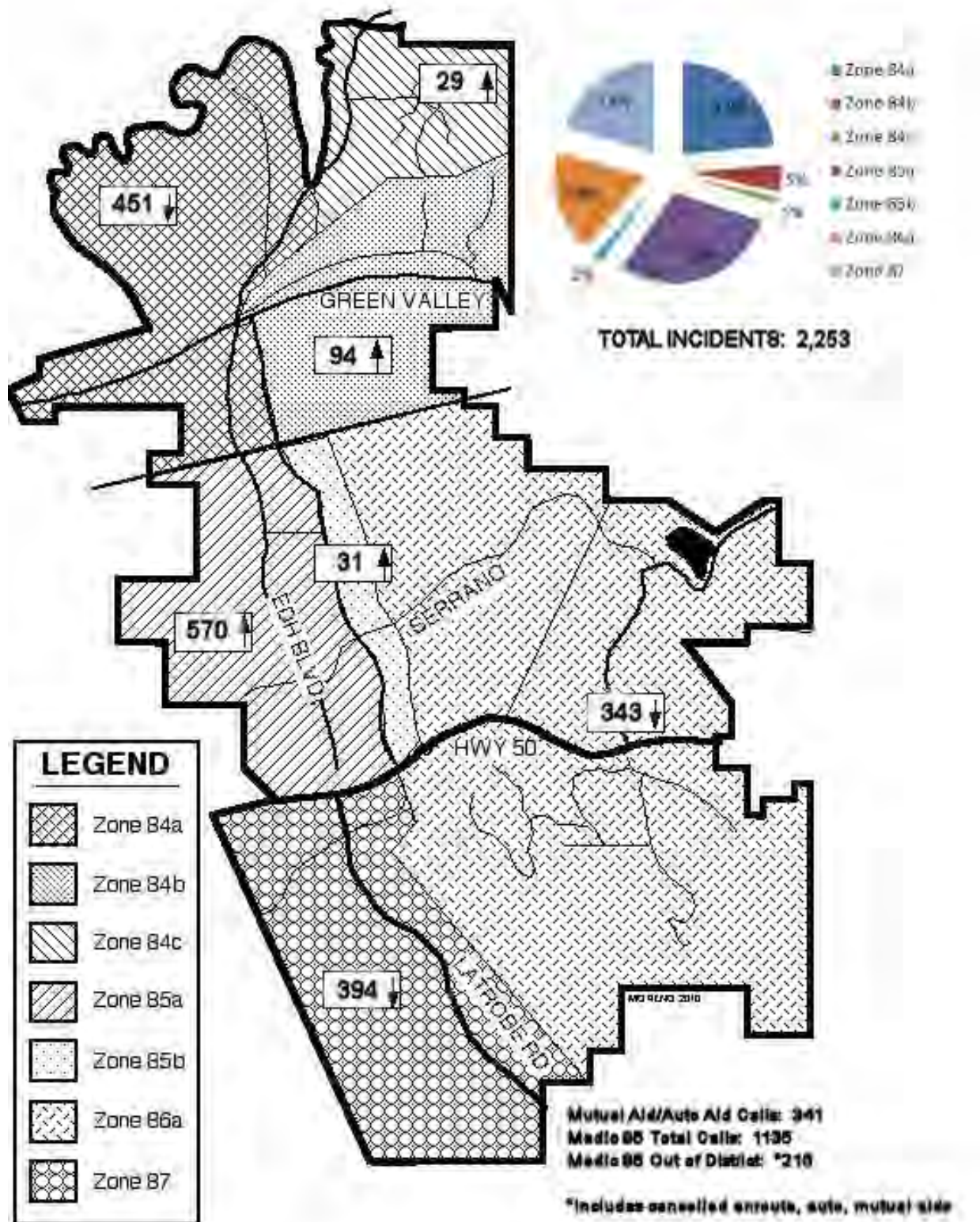
Responses by Time of Day



2010 VOLUNTEER ALARM RESPONSES

		<u>TOTAL</u>
Albillar	Aaron	83
Austerman	Roberts	95
Baughman	Gregory	25
Bennett	Ryan	222
Binion	Michael	68
Boeker	Bobby	49
Brown	Benjamin	81
Burdette	Cody	46
Cheetham	Jeff	41
Currie	Jason	25
Dillion	John	11
Enyck	Brandon	101
Frey	Lucus	38
Griffis	Samson	3
Gutierrez	Ruben	30
Hughes	Robert	146
Manriquez	Thomas	29
Mattson	Kyle	68
McCarthy	Sean	70
McKenzie	Justin	58
Moestopo	John	58
Nugent	Dion	367
Phillips	Adam	18
Phillips	Raymond	101
Polson	John	85
Roppolo	Mike	155
Ross	David	24
Sand	Erik	12
Thalhamer	Todd	55
Torres	Dennis	53
Vail	Scott	63
Vicario	Zachary	2
Webb	Darrin	8
Wolfe	Ryan	36
TOTAL RESPONSES		2326

2010 Incidents by Response Zone



Training & Emergency Services



TRAINING AND EMERGENCY SERVICES

The Training Division had a highly successful year in 2010 with the following highlights:

- Very successful Captains' Testing Process
- Very successful Captain and Battalion Chiefs' Academy
- Successful Volunteer Recruitment Program for 2011 Academy
- Conducted an in-house EVOC Class B Driver Training with cost savings of class and overtime
- Teamed up with CalFire for comprehensive 4X4 Off Road Driving Skills Course
- Continued focus on "Train-the-Trainer" style education
- Harassment Prevention Training for Line and Supervisory Personnel
- Assisted Volunteer Personnel to develop as Paramedics by providing internships
- Second Edition - FireTown Truck Academy – EDHFD and other Departments
- HazMat FRO Classes completed for entire Department
- Every 15 Minute Program for Oak Ridge High School
- Wellness Training for all Shifts – Eckhardt
- Developed Personal Vision Statements for all employees – Nelson
- Vehicle Extrication for all Shifts and Volunteers – Wesson/Johnston
- Multi-Agency OES (Cal EMA) Bus MCI Drill at Veerkamp yard for all Shifts and Volunteers – Roberts/Nugent
- Began "New Deal" Monthly Shift Training – Roberts
- Wildland-Poluzza Volunteer Drill at Browns Ravine – Roppolo/Thalhamer
- Wildland Readiness Competitions – Multi-Company
- Joint Wildland Urban Interface Drill – Chief Officers with Folsom FD
- Folsom Joint Operations Training – Multi-Jurisdiction/Multi Company Drills
- Began monthly Target Hazard Tours for all Shifts
- Western Propane Gas Association – Propane Training – El Dorado County Training Officers
- Fresno Training Officers' Symposium – 3 Attended

The Training Division continues to serve our most important customers, our own Career and Volunteer Personnel. With safety and our Core Values of Integrity, Service, and Excellence as a foundation, the rewards of a high level of training continue to benefit the El Dorado Hills community with a superior level of emergency response and service.



David C. Roberts
Administrative Battalion Chief
Training Division/Volunteer Program

PAID TRAINING HOUR SUMMARY

TOTAL PAID DRILL HOURS = 13,239 - Safety Only
(does not include gym time)

AVG TRAINING HRS/PERSON = 245

Name	Training Hours	Name	Training Hours	Name	Training Hours
Chief Veerkamp	90	Eng Gygax	282	FFP Toy	250
D/C O'Camb	30	Eng Karnow	247	FFP D Ward	245
DivC Ballenger	130	Eng LeBlanc	219	FFP S Ward	181
Admin BC Roberts	336	Eng MacKenzie	296	FFP Wilkey	235
BC Moreno	157	Eng Nelson	283	FFP Zarback	239
BC Niehues	87	Eng Warren	322	PS Jukes	108
BC Piper	189	Eng Wesson	191	Bair	39
Cap Anselmo	340	FFP Ali	285	Cramer	6
Cap Beckett	357	FFP Bailey	57	Martincek	6
Cap Bresnahan	285	FFP Burvant	183	Orr	2
Cap Enos	172	FFP Couch	163	Sanders	6
Cap Ferlini	266	FFP Cummins	296	Silveira	27
Cap Hasemeier	223	FFP Davidson	258		
Cap Jankowski	163	FFP Hathaway	213		
Cap Johnston	304	FFP Hemstalk	298		
Cap Merino	2	FFP Inzerillo	209		
Cap Owens	238	FFP Landry	440		
Cap Storz	316	FFP Lovinger	358		
Cap Wilson	558	FFP Lowe	202		
Cap Zellhoefer	266	FFP Minnich	198		
Eng Belleci	391	FFP Perillo	216		
Eng Brady	309	FFP Schureman	146		
Eng Cowles	290	FFP Smith	259		
Eng Eckhardt	196	FFP Sommercamp	314		
Eng Ferry	234	FFP Stiern	227		

Perfect Drill Attendance

<u>NAME</u>	<u>YEAR</u>
CHUCK DODD	1977
ROB BURNS	1978
CHUCK DODD	1979
CHUCK DODD	1980
BOB WRIGHT	1982
RICHARD MASON	1982
ROBERT CIMA	1982
BOB WRIGHT	1982
CHUCK DODD	1982
CHUCK DODD	1983
JEFF GENOVESE	1989
DAVE ROBERTS	1992
KEN DEUEL	1993
CHRIS ANDRUS	1994
TOM WARREN	1996
JOHN KNIGHT	1997
CHRIS ROGERS	1997
CHRIS ROGERS	1999
DENNIS TORRES	2000
CHRIS ROGERS	2004
THOMAS ZARBACK	2005
CHRIS ROGERS	2005
DENNIS TORRES	2006
BEN BROWN	2009
KYLE MATTSON	2010

MOST RESPONSES AWARD

1976 CHUCK DODD	1977 CHUCK DODD	1978 CHUCK DODD
1979 CHUCK DODD	1980 BOB WRIGHT	1981 CHUCK DODD
1982 BOB WRIGHT	1983 BOB WRIGHT	1984 BOB WRIGHT
1985 JERRY VANDERPOL	1986 BRIAN PRINZ	1987 JOHN REEVES
1988 NEIL HILLEL	1989 DAVE ROBERTS	1990 NEIL HILLEL
1991 NEIL HILLEL	1992 NEIL HILLEL	1993 SEAN FILBEN
1994 DAVID MERINO	1995 JOHN KNIGHT	1996 JOHN KNIGHT
1997 JOHN KNIGHT	1998 JOHN KNIGHT	1999 JOHN KNIGHT
2000 MIKE ROPPOLO	2001 ANDY ANDREIS	2002 MIKE ROPPOLO
2003 MIKE ROPPOLO	2004 MIKE ROPPOLO	2005 MIKE ROPPOLO
2006 THOMAS ZARBACK	2007 MIKE ROPPOLO	2008 ROBERT HUGHES
2009 DION NUGENT	2010 DION NUGENT	

VOLUNTEER TRAINING HOUR SUMMARY

TOTAL VOL DRILL HOURS = 2668

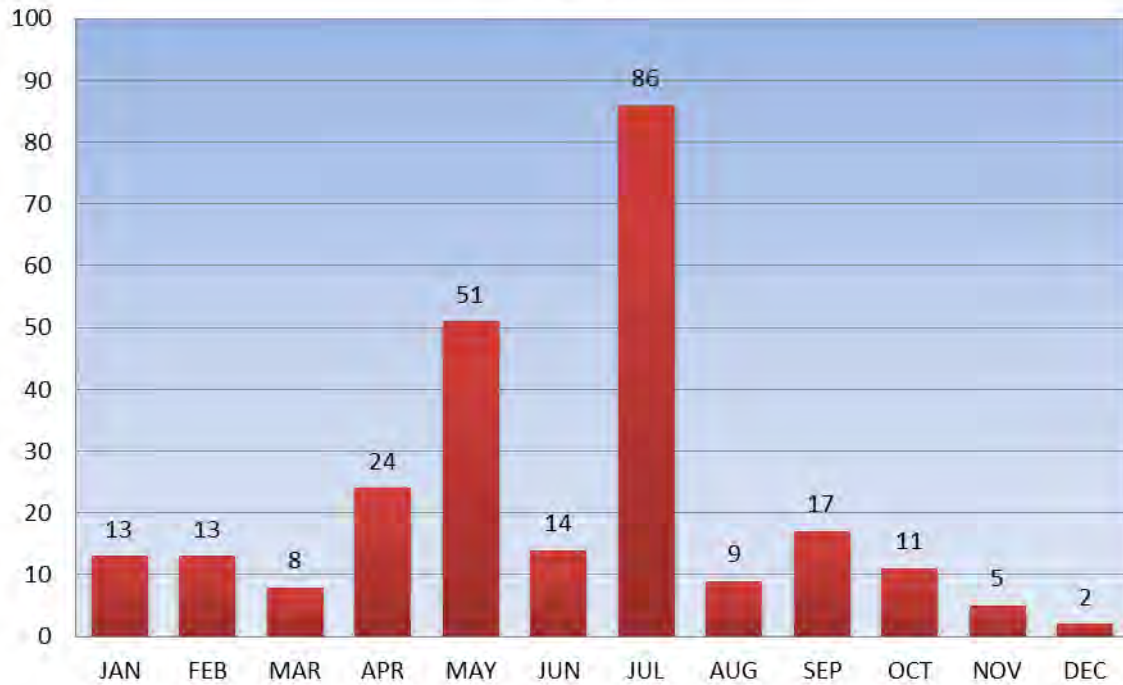
AVG TRAINING HRS/PERSON = 78

Does not include Ride Along, or Work-Out Hours (Training Only)

Name	Training Hours	Name	Training Hours
LT Baughman	37	FF Moestopo	122
LT Roppolo	127	FF Nugent	118
LT Thalhamer	134	FF Phillips, A	40
LT Torres	51	FF Phillips, R	132
ENG Boeker	59	FF Polson	130
ENG Hughes	173	FF Ross	29
FF Albillar	99	FF Vail	53
FF Austerman	131	FF Webb	11
FF Benke	15	FF Wolf	44
FF Bennett	147		
FF Binion	97		
FF Brown	115		
FF Burdette	49		
FF Cheetham	55		
FF Currie	28		
FF Dillon	44		
FF Edwards	34		
FF Eynck	144		
FF Frey	63		
FF Griffis	19		
FF Gutierrez	68		
FF Manriquez	51		
FF Mattson	99		
FF McCarthy	76		
FF McKenzie	74		

Volunteer Engine Coverage

Total : 253



*Tally includes covering stations on Tuesdays and Sundays Drill Nights

Fire Safety & Prevention



PREVENTION

Despite the economic downturn, the Fire Prevention Bureau continues to be active and is faced with new challenges. In an effort to cut expenditures, 2010 brought the loss of the Fire Prevention Captain position which reduced the Fire Prevention Bureau staffing from three personnel down to two. To assist in offsetting the workload, Administrative Assistant Stephanie Martincek was transitioned into the Fire Prevention Bureau as a part-time partner with two main areas of focus: public information/education and the Vacant Lot Program.

The Fire Prevention Bureau has become more efficient and informative by providing a wealth of information to the public through the Department's website. Our goal is to continually enhance the website by adding information such as building standards and regulations for residents, businesses and contractors.

During 2010, one new commercial building was completed and the construction of another began. We continue to see a steady flow of smaller projects like tenant improvements, which require plan checks and inspections. Developers are constantly looking for creative ways to lease building space resulting in questions that require time consuming code and regulation research.

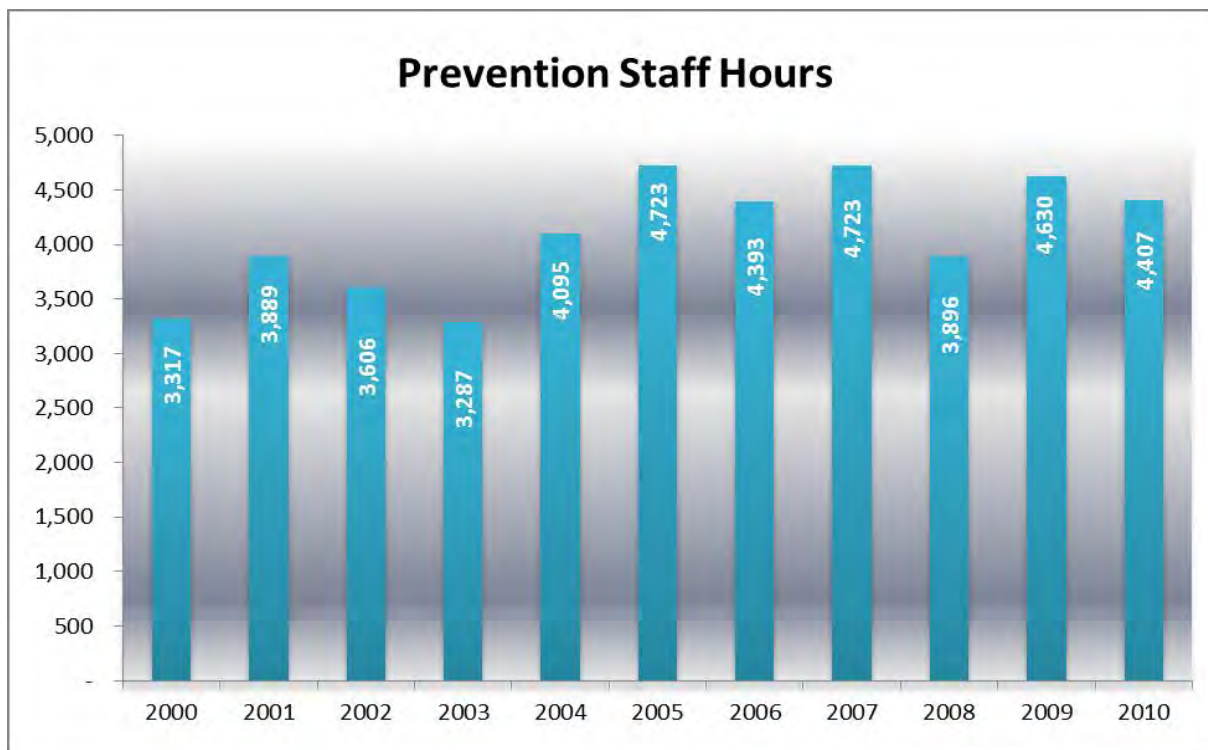
Building permits for 49 new homes and 35 remodels were issued in 2010. The average size home is 5,471 square feet and the average addition is 850 square feet. The total of new residential square footage added in the District was 298,685 square feet. With the water flow per dwelling unit requirement that was implemented in the January 2007 Code Adoption, 10 of the permitted homes have been required to have fire sprinklers installed and one home was required to have a water tank for fire sprinklers. A new fire code adoption is in process and will be completed as of February 2011. The California Residential Code is in place as of January 1, 2011 and requires all new residential homes to be fire sprinklered.

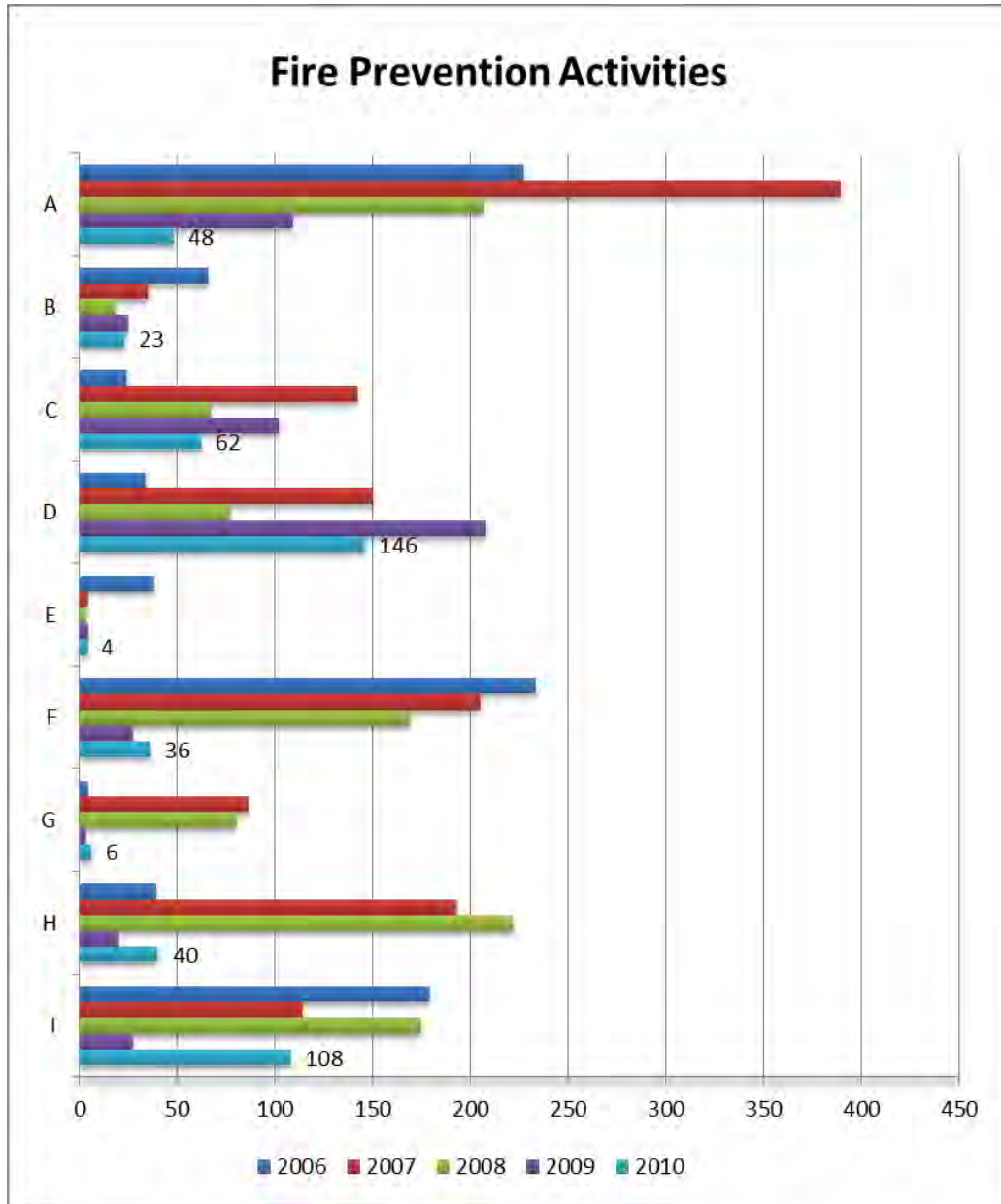
Fire prevention is a team effort between the Fire Prevention Bureau, Firefighters, Volunteers and the community. We are dedicated to working with each of these entities to protect life and property for all that live in El Dorado Hills.

EL DORADO HILLS FIRE DEPARTMENT

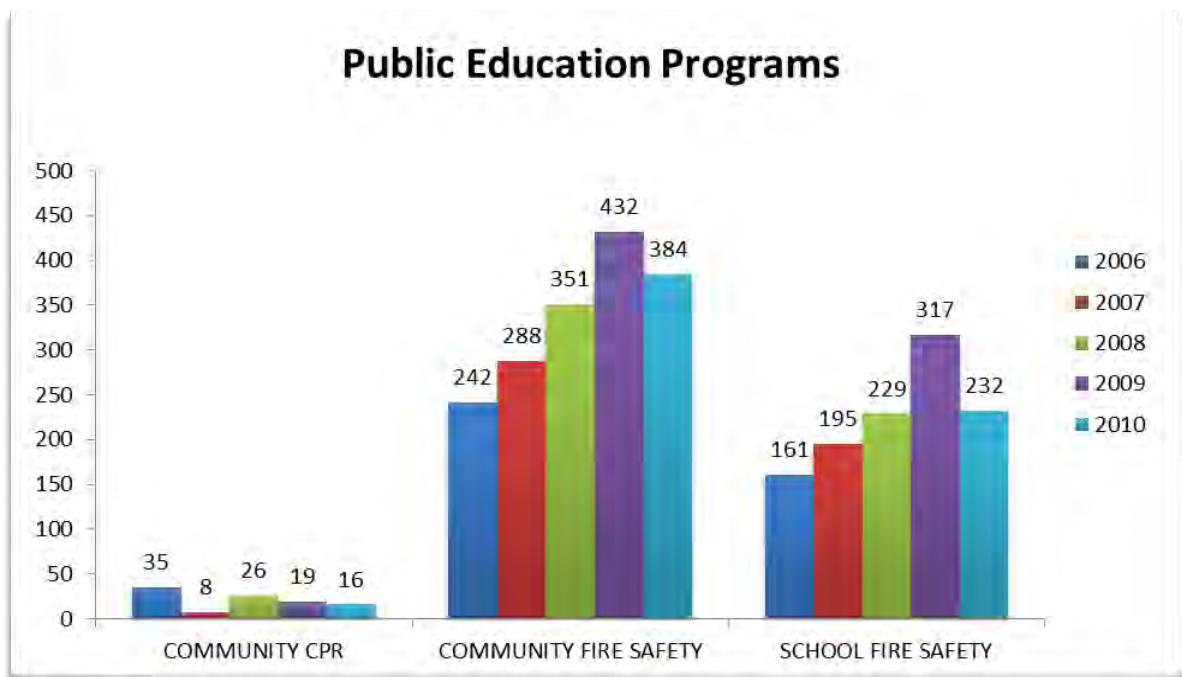
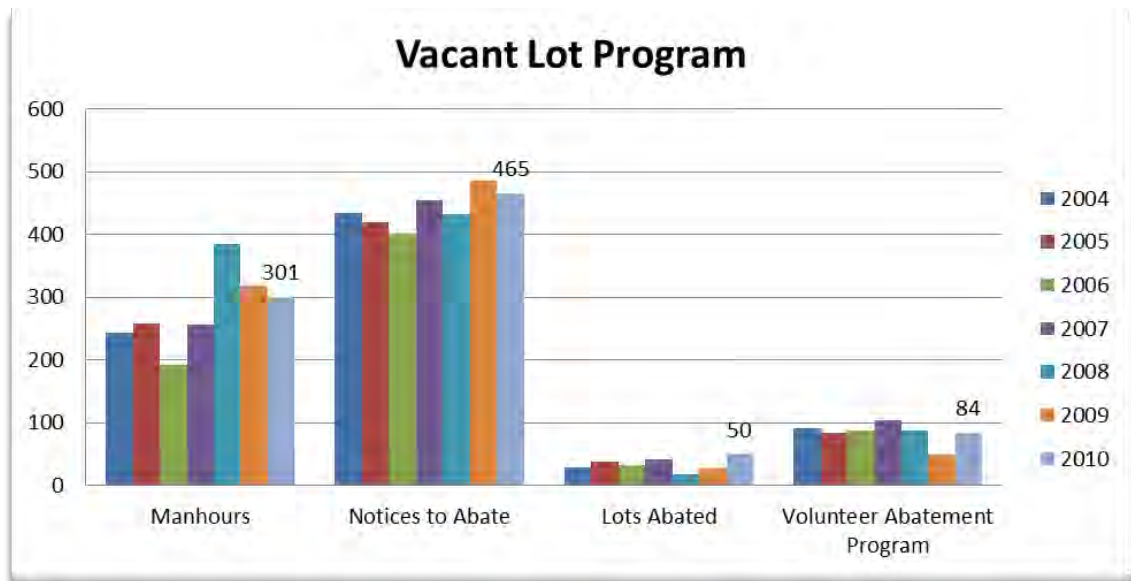


Brad Ballenger
Fire Marshal

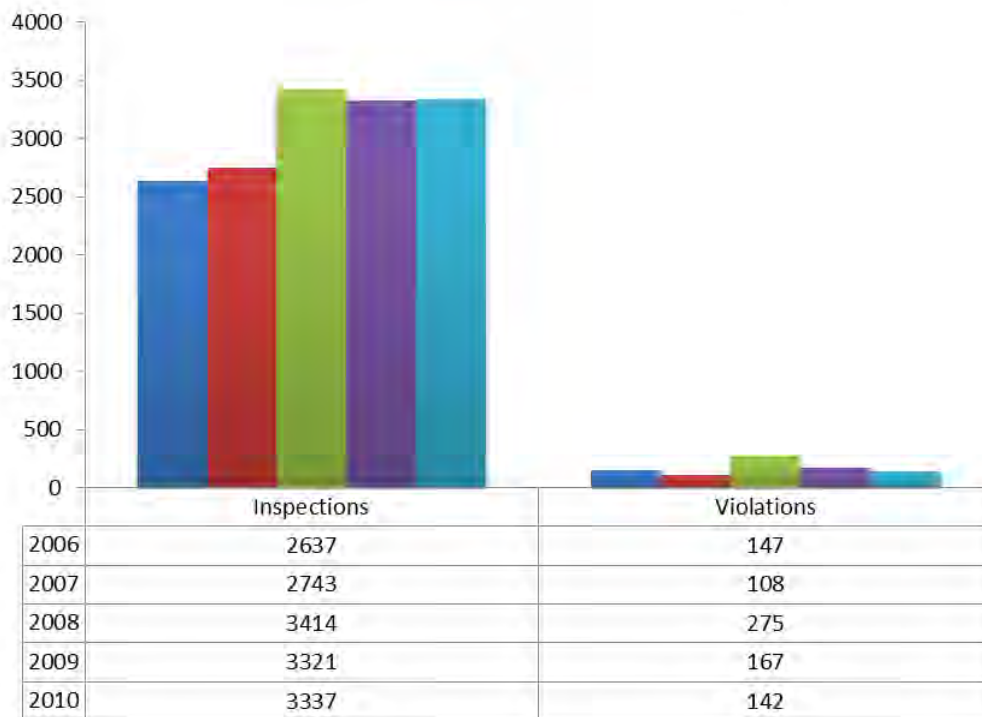


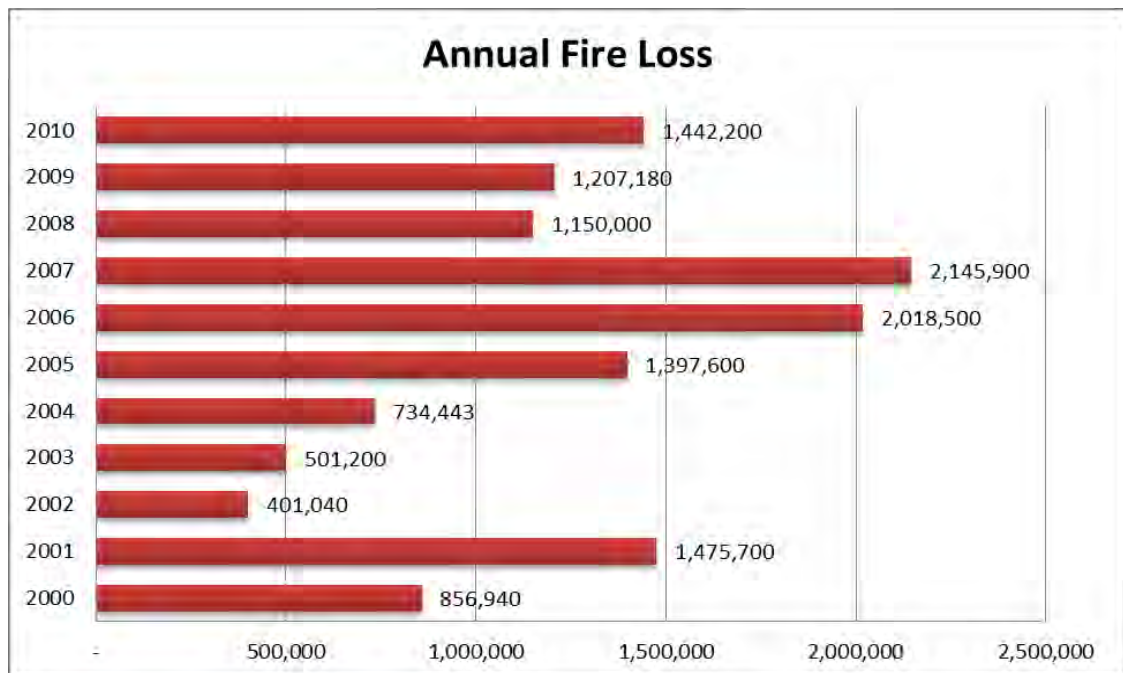
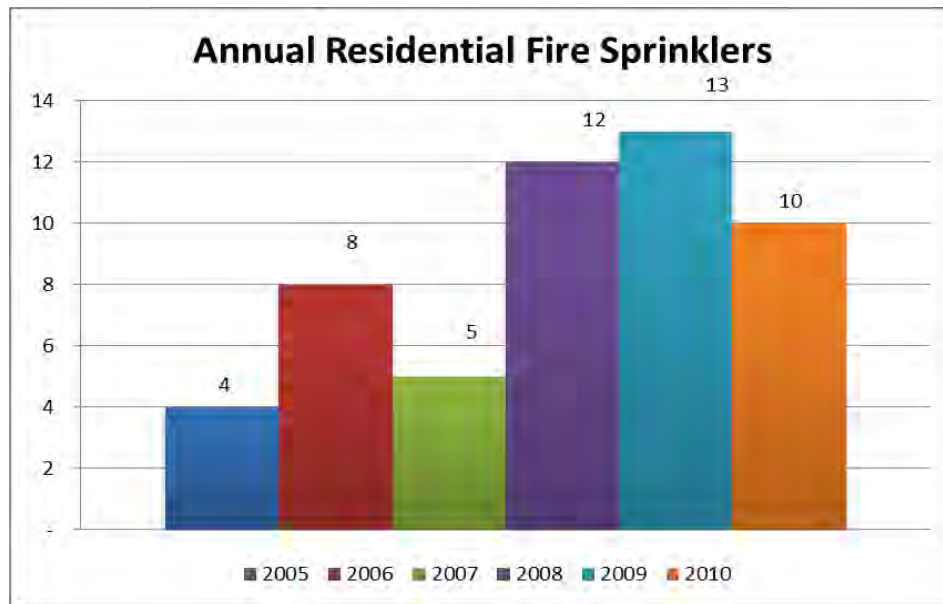


- A Commercial
- B Residential
- C Fire Safety Education
- D Public Education Program
- E Fire Drills
- F Sprinkler System Inspections
- G Fire Alarm Inspections
- H Construction Inspections
- I Child Safety Seat Inspections

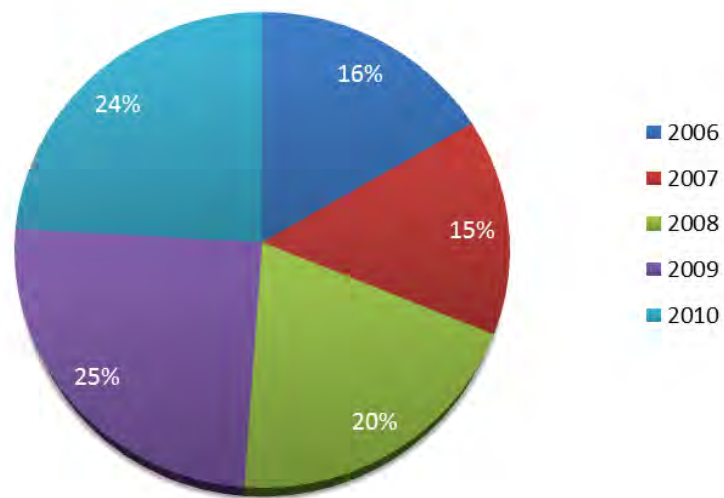


Hazard Reduction Program





Fire Station Tours



Apparatus



APPARATUS DESCRIPTION				
UNIT #	YEAR -CHASSIS MFG –TYPE	HOSE LOADS	TANK &PUMP CAPACITY	ALARM RESPONSE DESCRIPTION
8560 E-284	1995 International West-Mark 4x4 Type-3 Engine	500' 3" 150' 1 ¾" 1500' 1 ½" 800' 1"	500 Gallons Water 500 G.P.M. Darley Pump 20 Gallons Foam-A	Station 84 Wildland Fires
8561 E-285	1996 International West-Mark 4x4 Type-3 Engine	500' 3" 150' 1 ¾" 1500' 1 ½" 800' 1	500 Gallons Water 500 G.P.M. Darley Pump 20 Gallons Foam-A	Station 85 Wildland Fires
8562 E-287	2004 International West-Mark 4x4 Type-3 Engine	500' 3" 150' 1 ¾" 1500' 1 ½" 800' 1"	500 Gallons Water 500 G.P.M. Darley Pump 20 Gallons Foam-A	Station 87 Wildland Fires *Cross staffed summer
8563 E-286	2007 International West-Mark 4x4 Type-3 Engine	500' 3" 150' 1 ¾" 1500' 1 ½" 800' 1"	500 Gallons Water 500 G.P.M. Darley Pump 20 Gallons Foam-A	Station 86 Wildland Fires *Cross staffed summer Mutual Aid Engine
8570 E-86	2003 Spartan Ferrara Class "A" Pumper Type 1 Engine	1000' 5" 500' 3" 100' 2 ½" 550' 1 ¾" 900' 1 ½" 600' 1"	500 Gallons Water 1500 G.P.M. Waterous Pump 20 Gallons Foam-A 20 Gallons Foam-B	Station 86 All Alarms winter *Cross staffed summer
8571 E-85	1996 HME Hi-Tech Class "A" Pumper Type 1 Engine	1000' 5" 500' 3" 100' 2 ½" 550' 1 ¾" 900' 1 ½" sj	600 Gallons Water 1500 G.P.M. Waterous Pump 20 Gallons Foam-A 20 Gallons Foam-B	Station 85 All Alarms *Cross staffed summer w/T85
8572 E-84	1999 HME Westates Class "A" Pumper Type 1 Engine	500' 5" 350' 3" 100' 2 ½" 650' 1 ¾"	500 Gallons Water 1000 G.P.M Waterous Pump 20 Gallons Foam-A 20 Gallons Foam-B	Station 84 All Alarms

8591 T-85	2000 Spartan Marion 105' Al Ladder Quint	800' 5" 500' 3" 100' 2 ½" 550' 1 ¾" 900' 1 ½" sj 600' 1" sj	500 Gallons Water 1500 G.P.M. Waterous Pump 20 Gallons Foam-A 20 Gallons Foam-B	Station 85 All Structure Fire & Vehicle Accidents *Cross staffed summer w/E85
8574 E-87	2007 Spartan Ferrara Class "A" Pumper Type 1 Engine	1000' 5" 500' 3" 100' 2 ½" 550' 1 ¾" 900' 1 ½" sj	500 Gallons Water 1500 G.P.M. Waterous Pump 20 Gallons Foam-A	Station 87 All alarms winter *cross staffed summer Mutual Aid Engine
8573 E-Resv.	1990 Spartan Westates Class "A" Pumper Type 1 Engine	500' 3" 150' 1 ¾" 1500' 1 ½" 800' 1"	500 Gallons Water 1500 G.P.M. Waterous Pump 20 Gallons Foam-A 20 Gallons Foam-B	Station 84 Reserve Engine
8575 E-Resv.	1993 International West-Mark 2 wheel drive Type 3 Engine	N/A	500 Gallons Water 500 G.P.M. Darley Pump 20 Gallons Foam-A	Station 86 Wildland Reserve Engine
8551 Air-84	2002 International Hackney Air/Light Support	N/A	SCBA Compressor Light Tower	Structure Fire Support
6041 JPA M-285	2003 Ford F-450 Wheeled Coach Ambulance	N/A	Advanced Life Support	Station 85 Reserve
0201 JPA M-85	2004 Ford F-450 Wheeled Coach Ambulance	500' 3" 200' 1 ½" 20' 4"	Advanced Life Support	Station 85 Medical Aids Vehicle Accidents
OES WT41	2003 Freightliner Westates Water Tender		2000 Gallons Water 500 G.P.M. Waterous Pump	Rural Area Support Structure/Wildland Fires State of CA Mutual Aid

UTILITY/STAFF VEHICLES

UNIT #	YEAR MAKE-MODEL	VEHICLE DESCRIPTION	TYPE OF USE ALARM RESPONSE
8539	2005 Ford F-350	Pickup 4x4	Prevention/Chief Officer
8540	2005 Ford Expedition	Staff Vehicle	Chief Officer
8541	2006 Ford F-350	Pickup 4x4	Prevention/General use
8542	1999 Ford F-350	Utility Bed	Utility/General use
8544	2003 Ford Expedition	Staff Vehicle	Chief Officer
8546	2003 Ford Expedition	Staff Vehicle	Fire Chief
8547	2001 Ford Expedition	Staff Vehicle	General use/Reserve
8548	2003 Ford Expedition	Staff Vehicle	Chief Officer
8549	2003 Ford Expedition	Command Vehicle	Duty Battalion Chief